

US00D671045S

(12) **United States Design Patent**
Fetherston et al.

(10) **Patent No.:** **US D671,045 S**
(45) **Date of Patent:** **** Nov. 20, 2012**

(54) **REAR PORTION OF A VEHICLE, TOY,
AND/OR REPLICAS THEREOF**

Primary Examiner — Melody N Brown

(74) *Attorney, Agent, or Firm — Crowell & Moring LLP*

(75) Inventors: **Mark Fetherston**, Stuttgart (DE); **Klaus Frenzel**, Stuttgart (DE); **Hans-Dieter Futschik**, Stuttgart (DE); **Gorden Wagener**, Stuttgart (DE)

(57) **CLAIM**

The ornamental design for a rear portion of a vehicle, toy, and/or replicas thereof, as shown and described.

(73) Assignee: **Daimler AG**, Stuttgart (DE)

(**) Term: **14 Years**

DESCRIPTION

(21) Appl. No.: **29/402,403**

(22) Filed: **Sep. 23, 2011**

(30) **Foreign Application Priority Data**

Mar. 25, 2011 (EM) 001267520-0003

(51) **LOC (9) Cl.** **12-16**

(52) **U.S. Cl.** **D12/164**

(58) **Field of Classification Search** D12/86,
D12/90–92, 164, 196; D21/424, 433, 434;
296/181.1, 181.5

See application file for complete search history.

(56) **References Cited**

U.S. PATENT DOCUMENTS

D602,410 S * 10/2009 Bauer et al. D12/164
D608,701 S * 1/2010 Burki et al. D12/164
D617,682 S * 6/2010 Frei et al. D12/91
D643,339 S * 8/2011 Burki et al. D12/91
D650,313 S * 12/2011 Fetherston et al. D12/164

* cited by examiner

This application contains subject matter related to the following co-pending U.S. design patent applications:

Application Ser. No. 29/402,401, filed herewith and entitled “Vehicle, Toy, and/or Replicas Thereof”;

Application Ser. No. 29/402,406, filed herewith and entitled “Rear Bumper for a Vehicle”;

Application Ser. No. 29/402,414, filed herewith and entitled “Taillight for a Vehicle”;

Application Ser. No. 29/402,415, filed herewith and entitled “Taillight for a vehicle”; and

Application Ser. No. 29/402,416, filed herewith and entitled “Taillight for a Vehicle”.

FIG. 1 is a left perspective view of a rear portion of a vehicle, toy, and/or replicas thereof according to our design;

FIG. 2 is a left side view thereof;

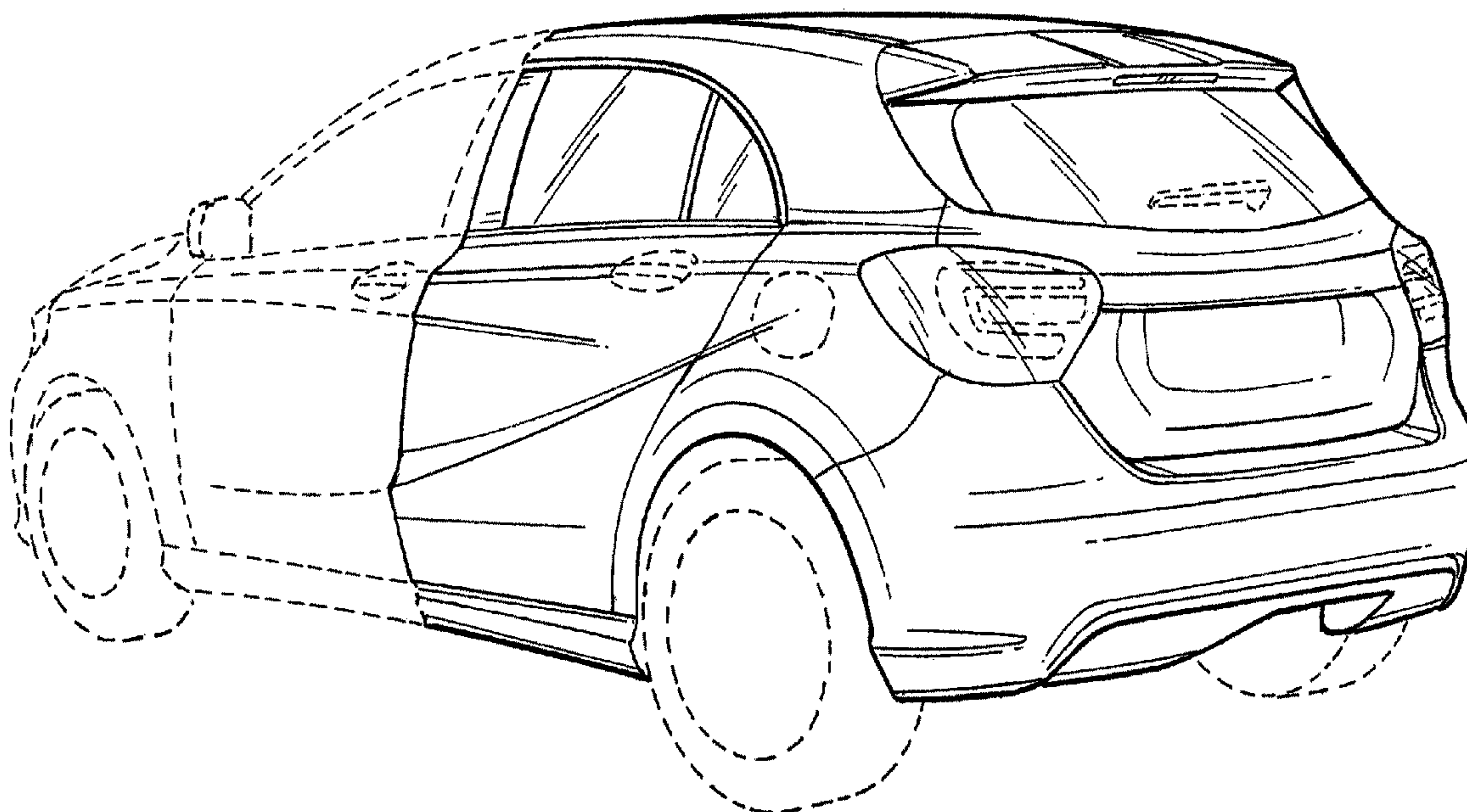
FIG. 3 is a left side view thereof;

FIG. 4 is a top view thereof; and,

FIG. 5 is a right side view thereof.

The broken lines are for illustrative purposes only and form no part of the claimed design.

1 Claim, 4 Drawing Sheets



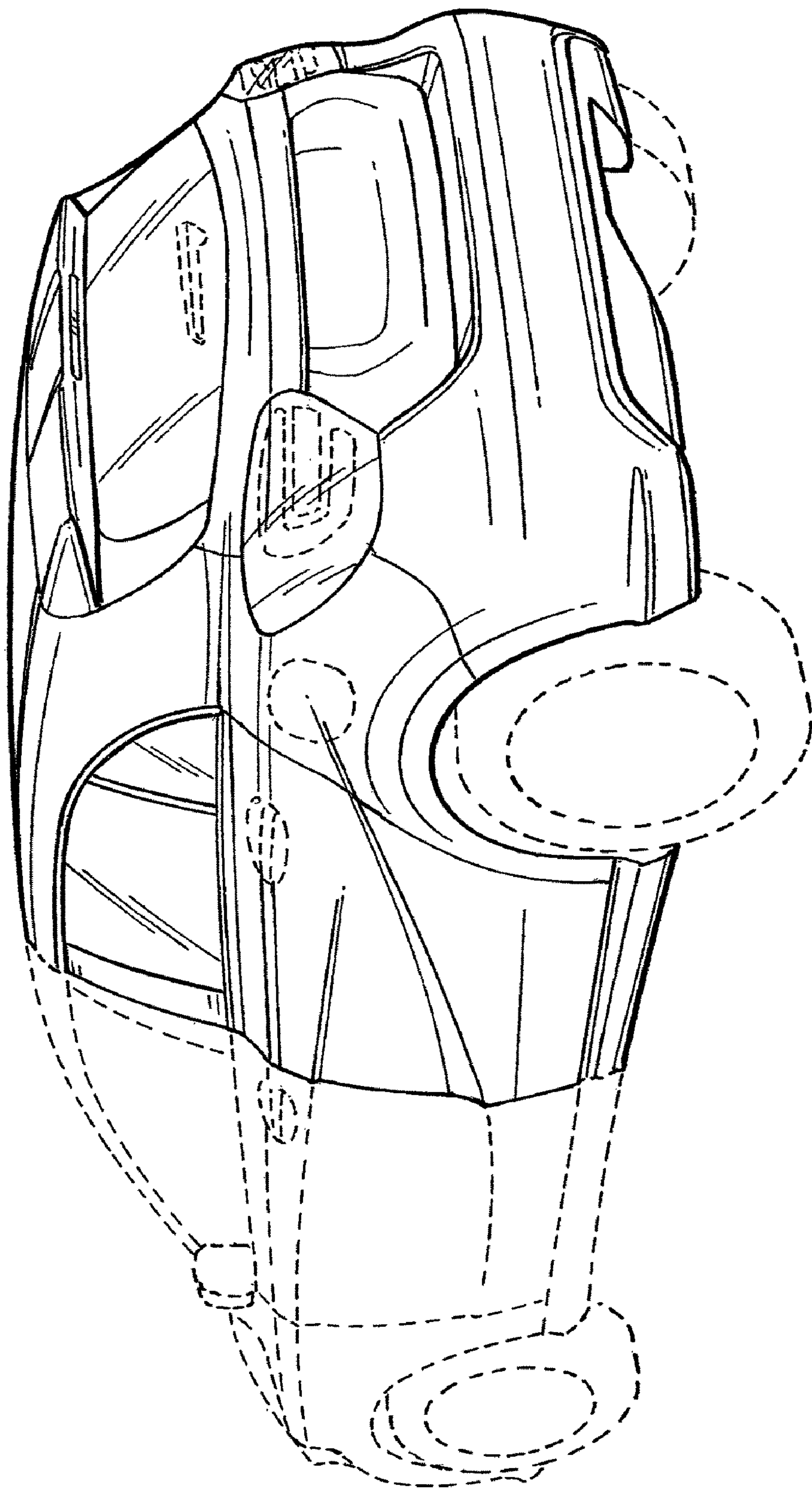


FIG. 1

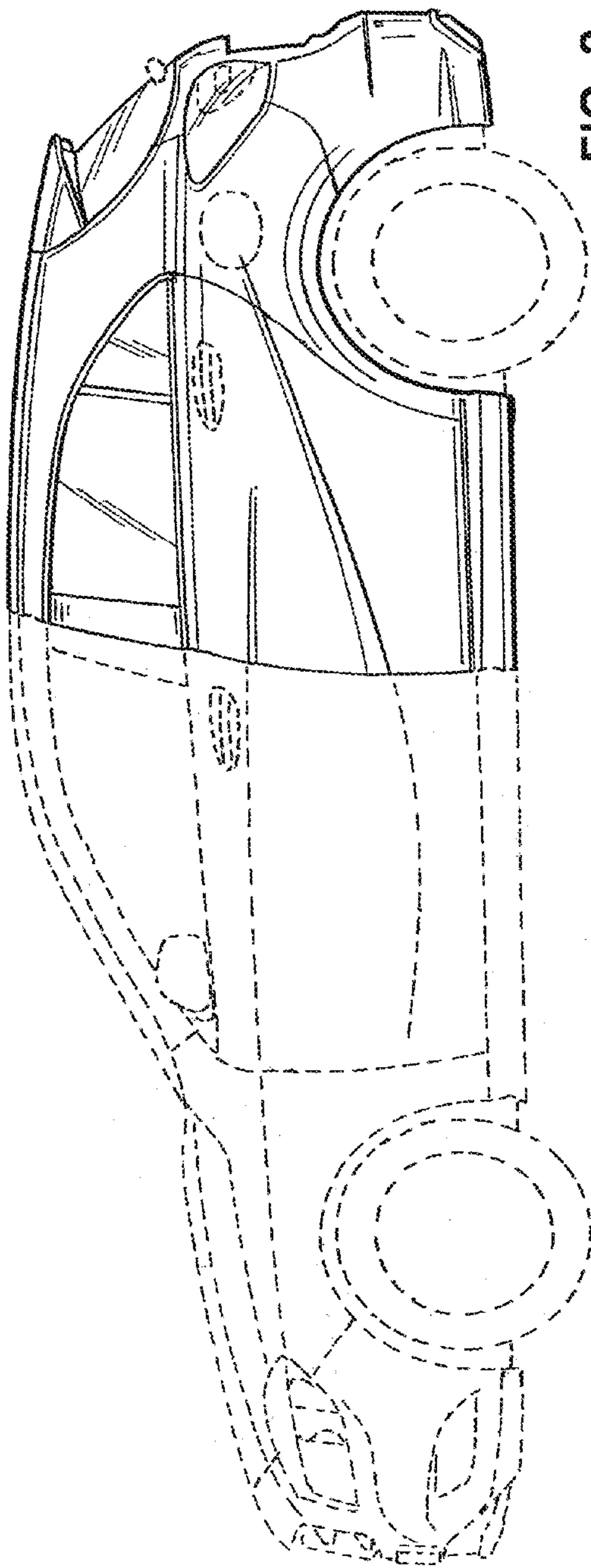


FIG. 2

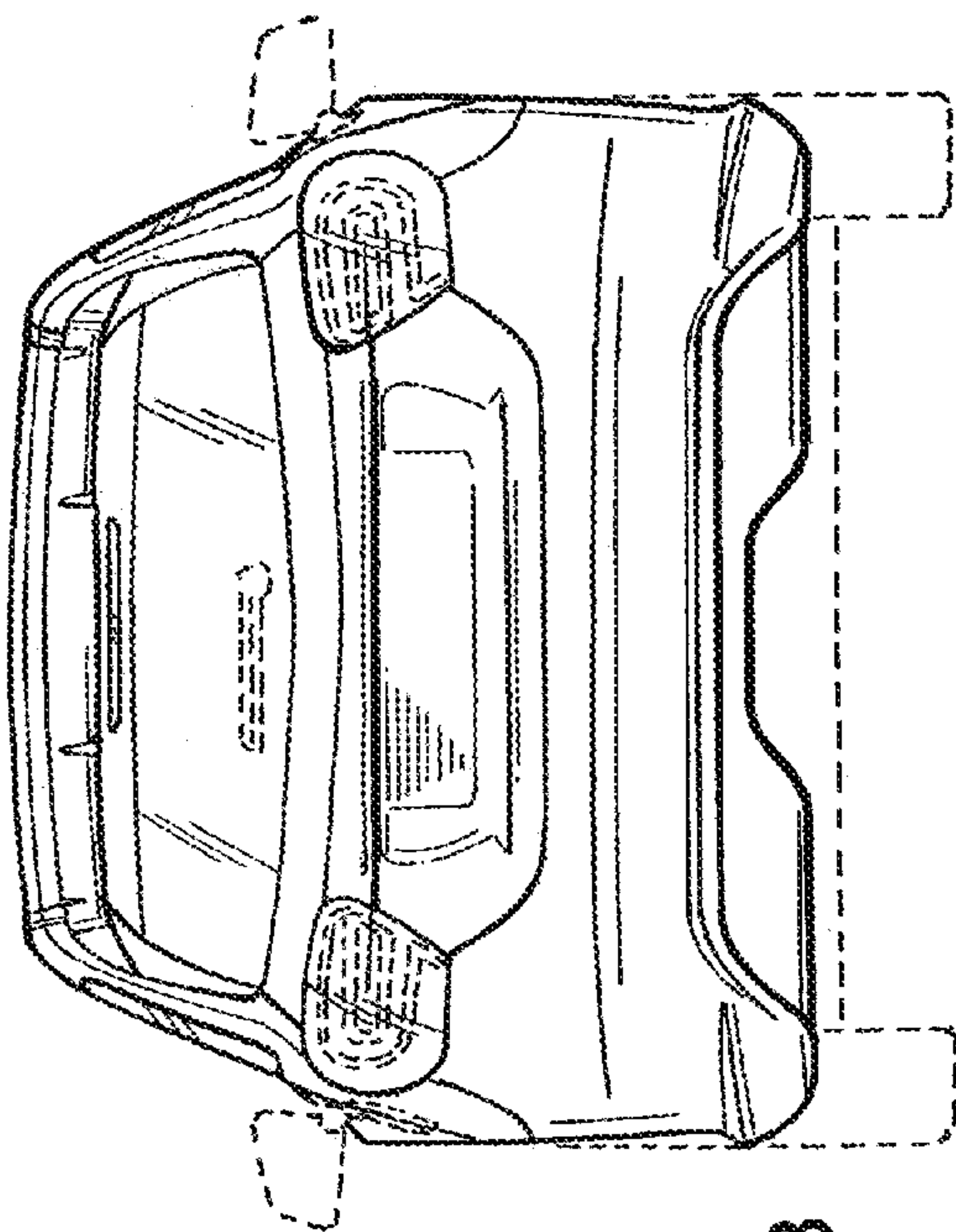


FIG. 3

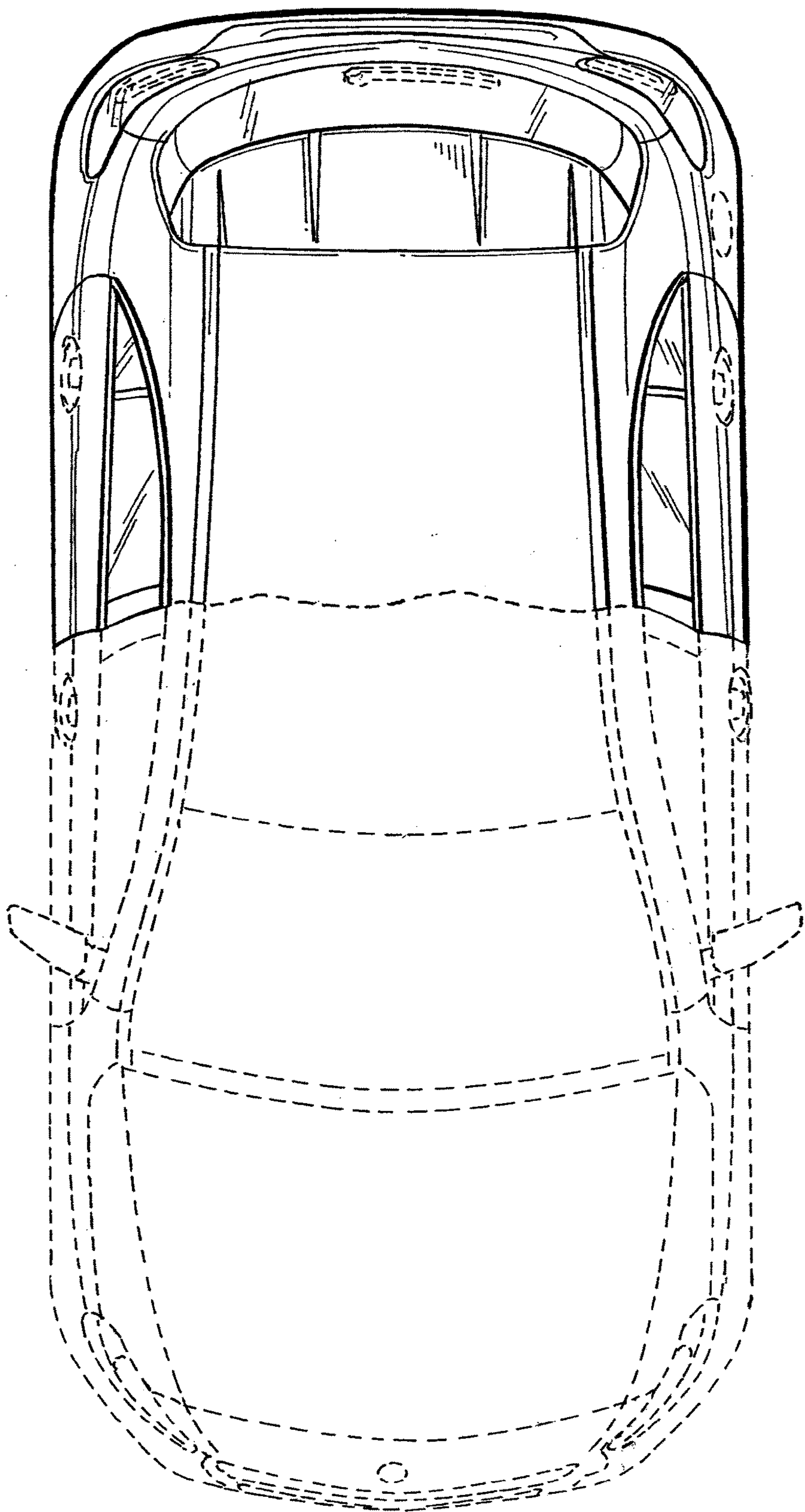


FIG. 4

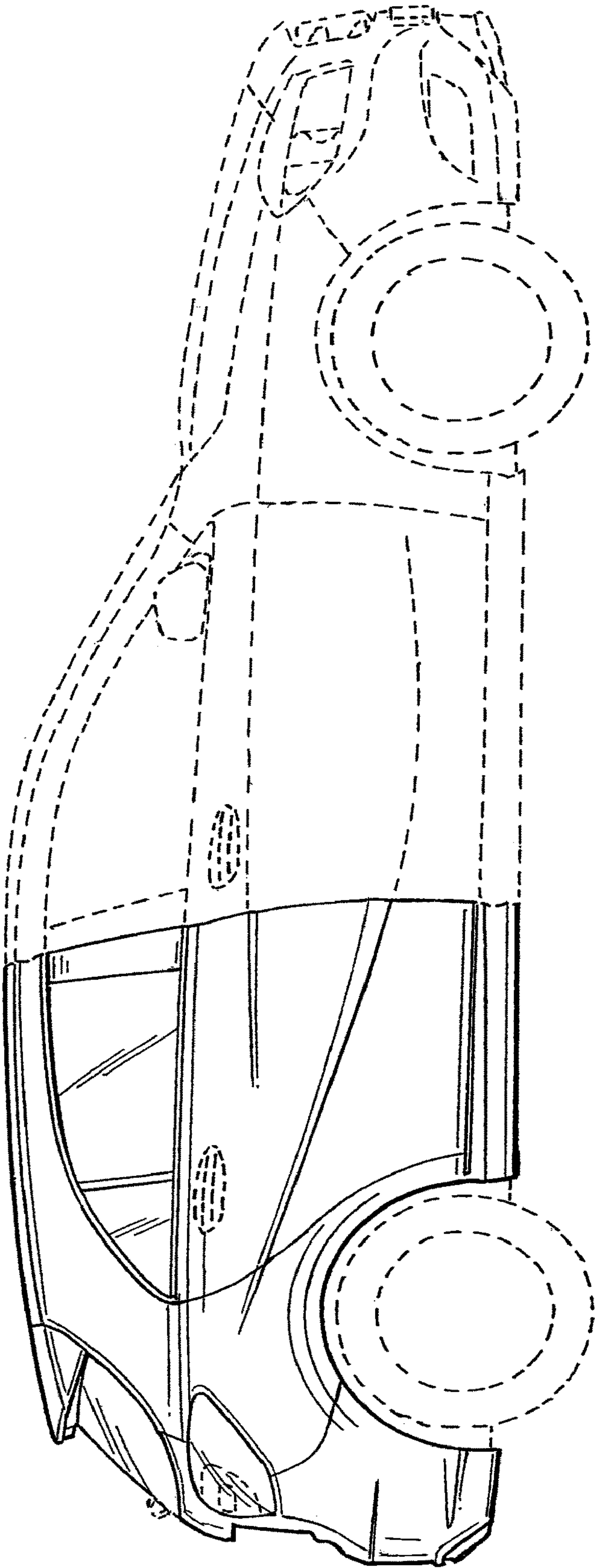


FIG. 5