

US00D671044S

(12) **United States Design Patent**
Fetherston et al.

(10) **Patent No.:** **US D671,044 S**
(45) **Date of Patent:** **** Nov. 20, 2012**

(54) **FRONT PORTION OF A VEHICLE, TOY,
AND/OR REPLICAS THEREOF**

(75) Inventors: **Mark Fetherston**, Stuttgart (DE); **Klaus Frenzel**, Stuttgart (DE); **Hans-Dieter Futschik**, Stuttgart (DE); **Gorden Wagener**, Stuttgart (DE)

(73) Assignee: **Daimler AG**, Stuttgart (DE)

(**) Term: **14 Years**

(21) Appl. No.: **29/402,402**

(22) Filed: **Sep. 23, 2011**

(30) **Foreign Application Priority Data**

Mar. 25, 2011 (EM) 001267520-0002

(51) **LOC (9) Cl.** **12-16**

(52) **U.S. Cl.** **D12/164**

(58) **Field of Classification Search** D12/86,
D12/90-92, 164, 196; D21/424, 433, 434;
296/181.1, 181.5

See application file for complete search history.

(56) **References Cited**

U.S. PATENT DOCUMENTS

D634,678 S * 3/2011 Futschik et al. D12/164
D635,893 S * 4/2011 Baur et al. D12/92
D635,898 S * 4/2011 Baur et al. D12/164
D643,339 S * 8/2011 Burki et al. D12/91
D658,552 S * 5/2012 Fetherston et al. D12/164

* cited by examiner

Primary Examiner — Melody N Brown

(74) *Attorney, Agent, or Firm* — Crowell & Moring LLP

(57) **CLAIM**

The ornamental design for a front portion of a vehicle, toy, and/or replicas thereof, as shown and described.

DESCRIPTION

This application contains subject matter related to the following copending U.S. design patent applications:

Application Ser. No. 29/402,401, filed herewith and entitled “Vehicle, Toy, and/or Replicas Thereof”;

Application Ser. No. 29/402,405, filed herewith and entitled “Front Bumper for a Vehicle”;

Application Ser. No. 29/402,409, filed herewith and entitled “Radiator Grill for a Vehicle”;

Application Ser. No. 29/402,410, filed herewith and entitled “Radiator Grill for a Vehicle”;

Application Ser. No. 29/402,411, filed herewith and entitled “Headlight for a Vehicle”;

Application Ser. No. 29/402,412, filed herewith and entitled “Headlight for a Vehicle”; and,

Application Ser. No. 29/402,413, filed herewith and entitled “Headlight for a Vehicle”.

FIG. 1 is a right perspective view of a front portion of a vehicle, toy, and/or replicas thereof according to our design, the left perspective view being mirror symmetrical;

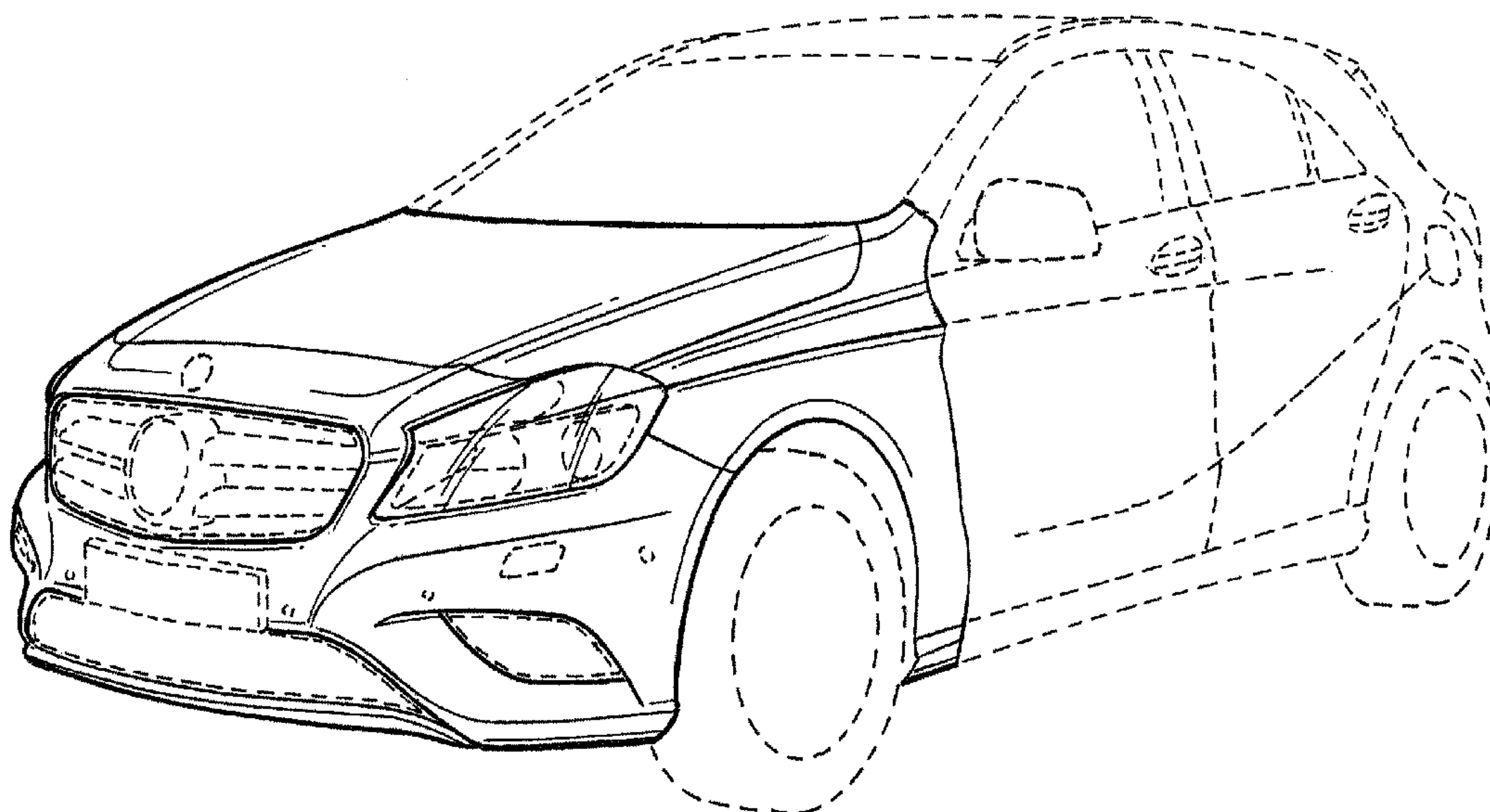
FIG. 2 is a right side view thereof, the left side view being mirror symmetrical;

FIG. 3 is a front; and,

FIG. 4 is a top view thereof.

The broken lines are for illustrative purposes only and form no part of the claimed design.

1 Claim, 3 Drawing Sheets



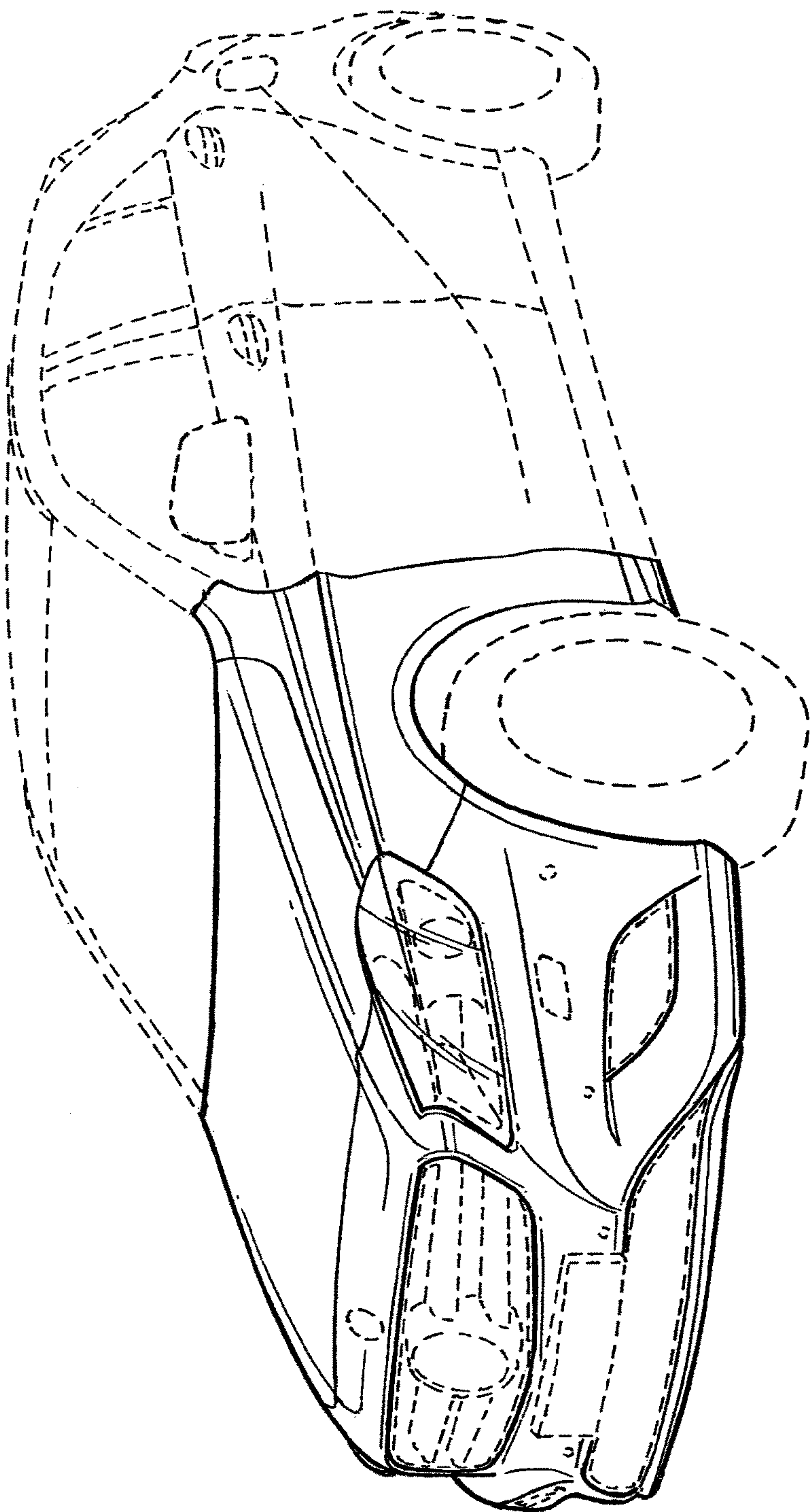


FIG. 1

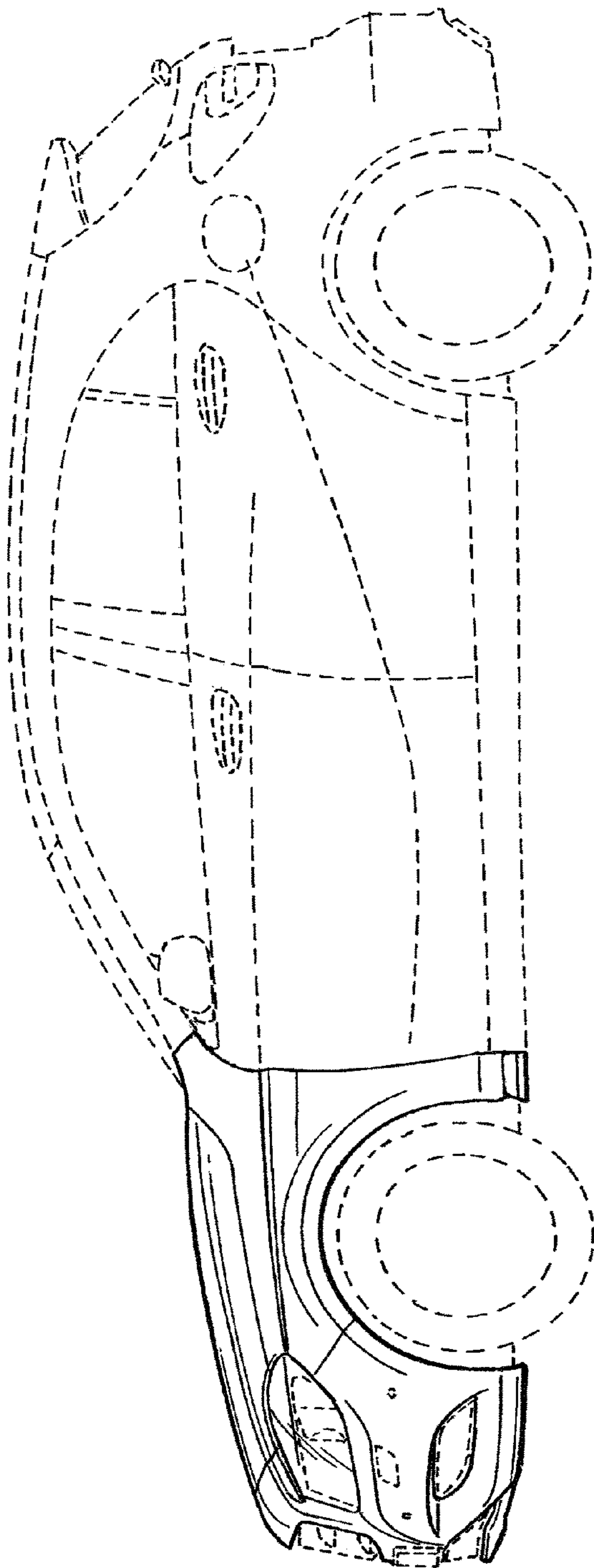


FIG. 2

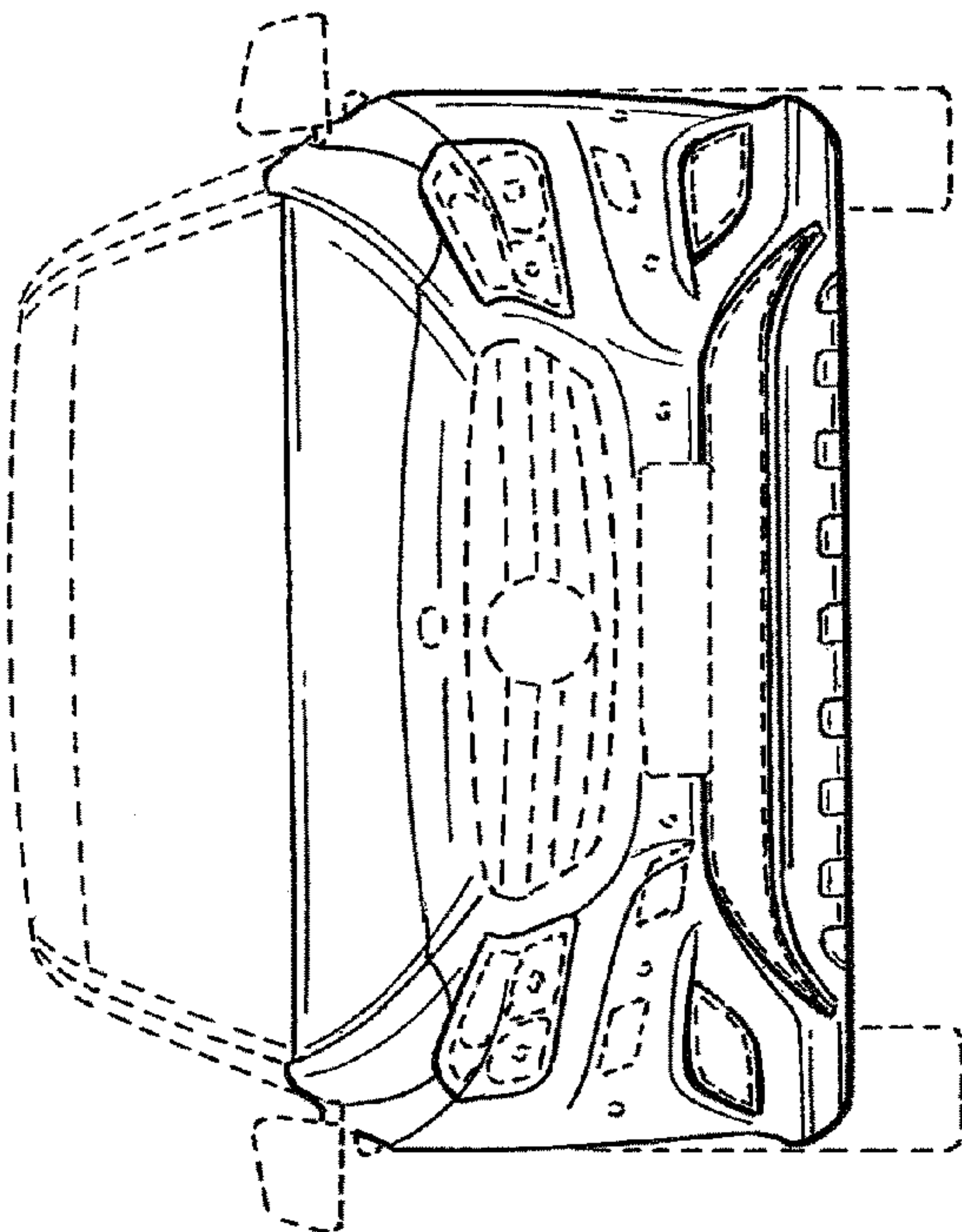


FIG. 3

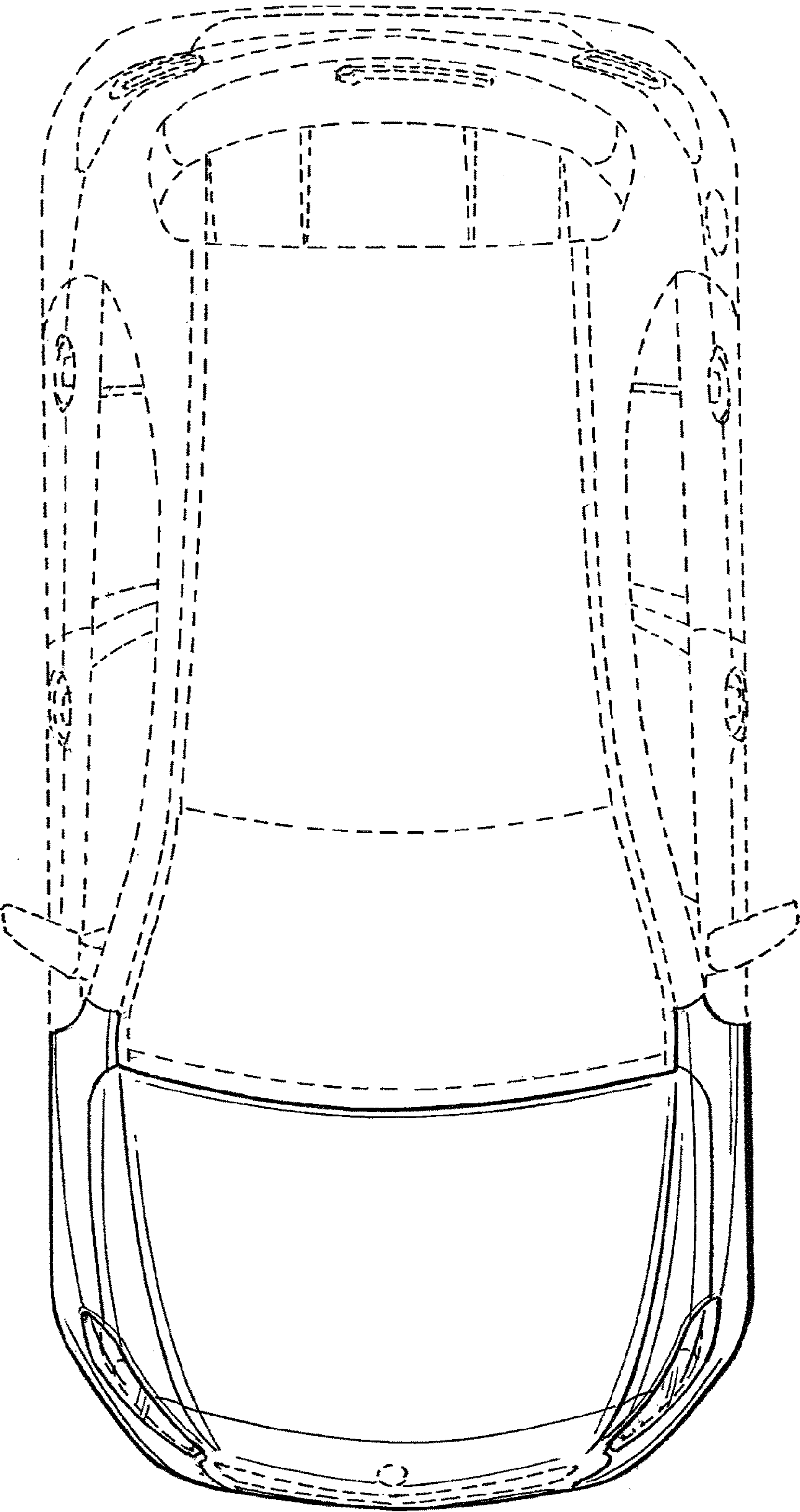


FIG. 4