



US00D671036S

(12) **United States Design Patent**
Inatomi et al.

(10) **Patent No.:** **US D671,036 S**
(45) **Date of Patent:** **** Nov. 20, 2012**

(54) **MOTOR VEHICLE AND/OR TOY REPLICA THEREOF**

- (75) Inventors: **Katsuhiko Inatomi**, Toyota (JP);
Nobuyuki Tomatsu, Toyota (JP)
- (73) Assignee: **Toyota Jidosha Kabushiki Kaisha** (JP)
- (**) Term: **14 Years**
- (21) Appl. No.: **29/422,568**
- (22) Filed: **May 22, 2012**

Related U.S. Application Data

- (62) Division of application No. 29/388,445, filed on Mar. 29, 2011.
 - (51) **LOC (9) Cl.** **12-08**
 - (52) **U.S. Cl.** **D12/92**
 - (58) **Field of Classification Search** D12/86,
D12/90-92; D21/424, 433, 434; 296/181.1,
296/181.5
- See application file for complete search history.

(56) **References Cited**

U.S. PATENT DOCUMENTS

D561,645	S	*	2/2008	Kim et al.	D12/92
D599,708	S	*	9/2009	Li et al.	D12/92
D629,718	S	*	12/2010	Reichman et al.	D12/92
D632,223	S	*	2/2011	Jacob et al.	D12/92
D638,334	S	*	5/2011	Taniko et al.	D12/92
D648,655	S	*	11/2011	Bischoff et al.	D12/92

OTHER PUBLICATIONS

Infinity, Infinity M, http://www.netcarshow.com/infiniti/2011-m/800x600/wallpaper_06.htm, available at least as early as May 28, 2010.
 BMW, BMW 5 Series, http://www.netcarshow.com/bmw/2011-5-series/800x600/wallpaper_02.htm, available at least as early as May 28, 2010.
 Audi, Audi A6, http://www.netcarshow.com/audi/2009-a6/800x600/wallpaper_09.htm, available at least as early as May 28, 2010.

* cited by examiner

Primary Examiner — Melody N Brown

(74) *Attorney, Agent, or Firm* — SAIDMAN DesignLaw Group


(57) **CLAIM**

The ornamental design for a motor vehicle and/or toy replica thereof, as shown and described.

DESCRIPTION

FIG. 1 is a left, front perspective view of a of a motor vehicle and/or toy replica thereof showing our new design;
 FIG. 2 is a left, rear perspective view thereof;
 FIG. 3 is a left side elevation view thereof, the right side elevation view being a mirror image thereof;
 FIG. 4 is a top view thereof;
 FIG. 5 is a front elevation view thereof; and,
 FIG. 6 is a rear elevation view thereof.

1 Claim, 3 Drawing Sheets






FIG. 1




FIG. 2

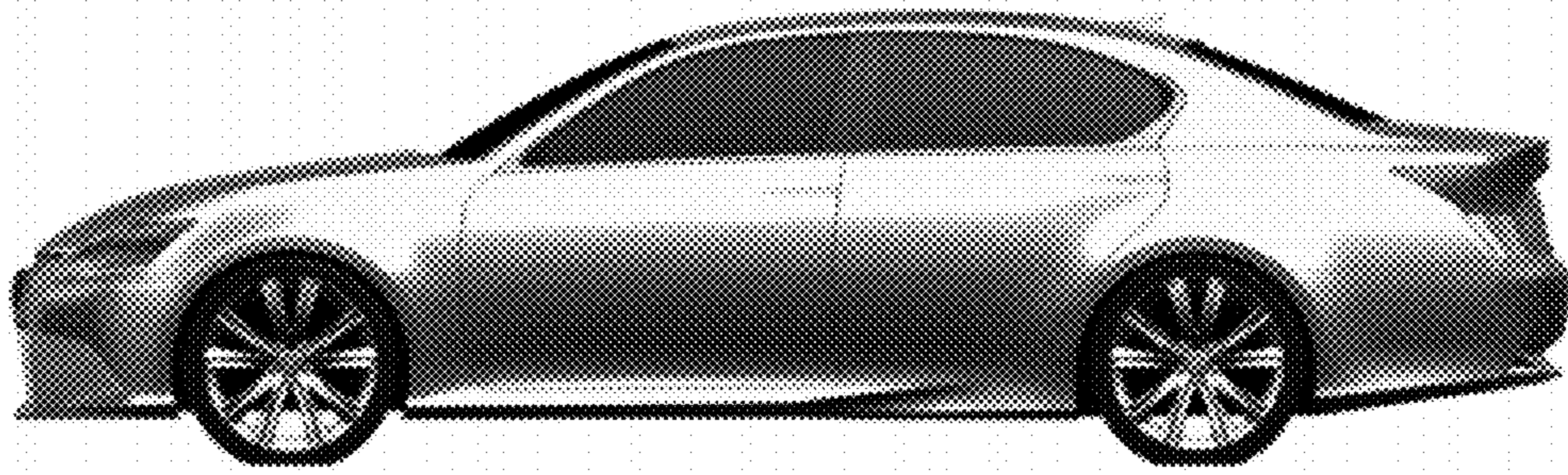


FIG. 3




FIG. 4




FIG. 5




FIG. 6