



US00D671028S

(12) **United States Design Patent**
Prinster et al.

(10) **Patent No.:** **US D671,028 S**
(45) **Date of Patent:** **** Nov. 20, 2012**

(54) **PLANTING SYSTEM**

(75) Inventors: **Mark Gerard Prinster**, Marysville, OH (US); **Bradley Alan Schultz**, Powell, OH (US); **Sara Ann Gordon**, Powell, OH (US); **Kimberly Ann Rygielski**, Powell, OH (US); **Matthew L. Phillips**, Litchfield, CT (US); **Robert H. Bruno**, Avon, CT (US); **Philip J. Nathan**, Royal Oak, MI (US)

(73) Assignee: **OMS Investments, Inc.**, Los Angeles, CA (US)

(**) Term: **14 Years**

(21) Appl. No.: **29/413,720**

(22) Filed: **Feb. 17, 2012**

(51) **LOC (9) Cl.** **11-02**

(52) **U.S. Cl.** **D11/143**

(58) **Field of Classification Search** D6/403-405, D6/556-558; D8/1; D11/143-156, 164; D19/77, 80, 81, 84; D25/100; D26/9-11, D26/16, 19; D34/1, 2, 4-6; D99/5, 19; 47/17, 47/32.4, 32.5, 32.7, 33.39, 41.01, 41.1, 41.11-41.15, 47/44-47, 63, 65.5, 65.9, 66.1, 66.2, 66.6, 47/66.7, 67-71

See application file for complete search history.

(56) **References Cited**

U.S. PATENT DOCUMENTS

D94,072 S *	12/1934	Cantor	D11/154
D132,559 S *	5/1942	Sawyer	D11/153
D134,605 S *	12/1942	Hahlo-Rosenwald	D11/143
D168,092 S *	11/1952	Hedu	D11/153
3,192,665 A *	7/1965	Cloud	D11/153
D211,883 S *	8/1968	McCrea	D11/143
D229,545 S *	12/1973	Uhlig	D11/153
4,285,164 A	8/1981	Moore		
D278,989 S *	5/1985	Baumann	D11/152

4,769,945 A	9/1988	Motoyama et al.		
4,916,858 A	4/1990	Hobson		
D308,029 S *	5/1990	Kladt	D11/164
D359,013 S	6/1995	Carlson		
5,430,972 A	7/1995	Wianecki		
D369,760 S	5/1996	Sanderson		
5,641,223 A	6/1997	Rustebakke		
D381,600 S *	7/1997	Yurkovic	D11/143
5,651,214 A	7/1997	Zucker et al.		
5,720,129 A	2/1998	Lantinberg		
5,799,439 A	9/1998	MacGregor		
5,921,025 A	7/1999	Smith		
6,178,692 B1	1/2001	Graven		
6,219,968 B1	4/2001	Belger et al.		
6,233,871 B1	5/2001	Ho		
6,418,644 B1	7/2002	Bykov et al.		
6,418,664 B1	7/2002	Shaw		
D485,207 S *	1/2004	Dion	D11/143

(Continued)

FOREIGN PATENT DOCUMENTS

WO 2005/055700 6/2005

Primary Examiner — Garth Rademaker

(74) Attorney, Agent, or Firm — Hunton & Williams LLP

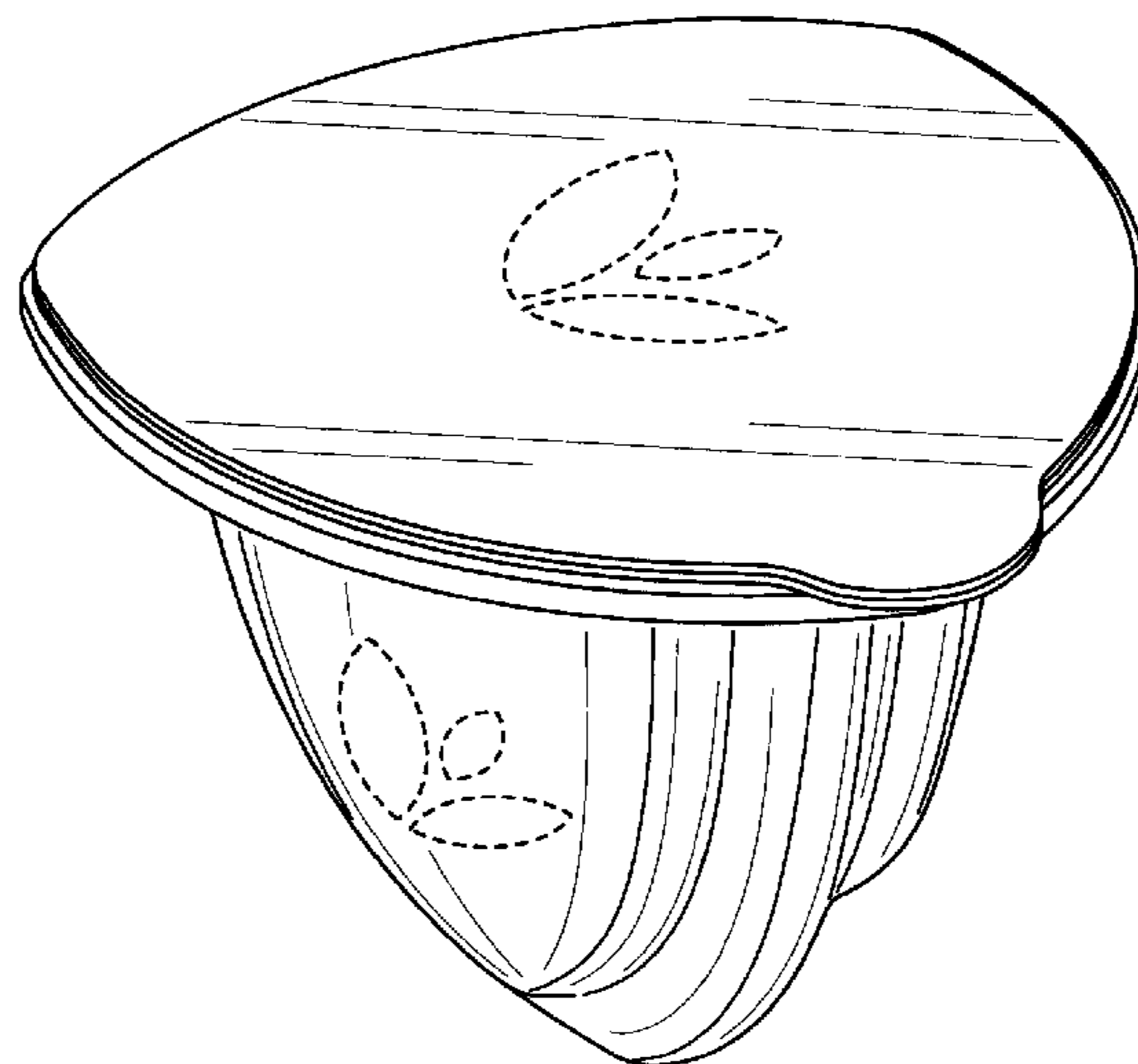
(57) **CLAIM**

We claim The ornamental design for a planting system, as shown and described.

DESCRIPTION

FIG. 1 depicts a perspective view of a planting system. FIG. 2 is a front elevational view thereof. FIG. 3 is a rear elevational view thereof. FIG. 4 is a side elevational view thereof. FIG. 5 is an opposite side elevational view thereof. FIG. 6 is a top plan view thereof. FIG. 7 is a bottom plan view thereof; and, FIG. 8 depicts a perspective view of a planting system depicting a layer of the top cover pulled back. The broken lines in the drawings illustrate environmental structure on the article and form no part of the claimed design.

1 Claim, 8 Drawing Sheets



US D671,028 S

Page 2

U.S. PATENT DOCUMENTS			
6,782,656	B2	8/2004	Washburn
D575,668	S	8/2008	Rashid et al.
D586,255	S	2/2009	Rashid et al.
D598,809	S *	8/2009	Smith et al. D11/144
7,587,859	B2	9/2009	Bradley
7,676,988	B2	3/2010	Bradley
7,805,866	B1	10/2010	Osgood
7,805,886	B2	10/2010	Brandstatter
D632,606	S	2/2011	Jalet
7,984,586	B2	7/2011	Brusatore
2001/0047617	A1	12/2001	Blossom
2003/0140556	A1	7/2003	Frogley
2005/0155286	A1	7/2005	Soukup
2005/0204620	A1	9/2005	Butterfield et al.
2005/0246954	A1	11/2005	Bissonnette et al.
2005/0246955	A1	11/2005	Bissonnette et al.
2006/0162251	A1	7/2006	Yamaguchi
2006/0179711	A1	8/2006	Bissonnette et al.
2008/0282610	A1	11/2008	Bissonnette et al.
2010/0162624	A1	7/2010	Bradley
2010/0263274	A1	10/2010	Corak et al.
2011/0232190	A1	9/2011	Pindus et al.
2011/0283614	A1	11/2011	Jaensch

* cited by examiner

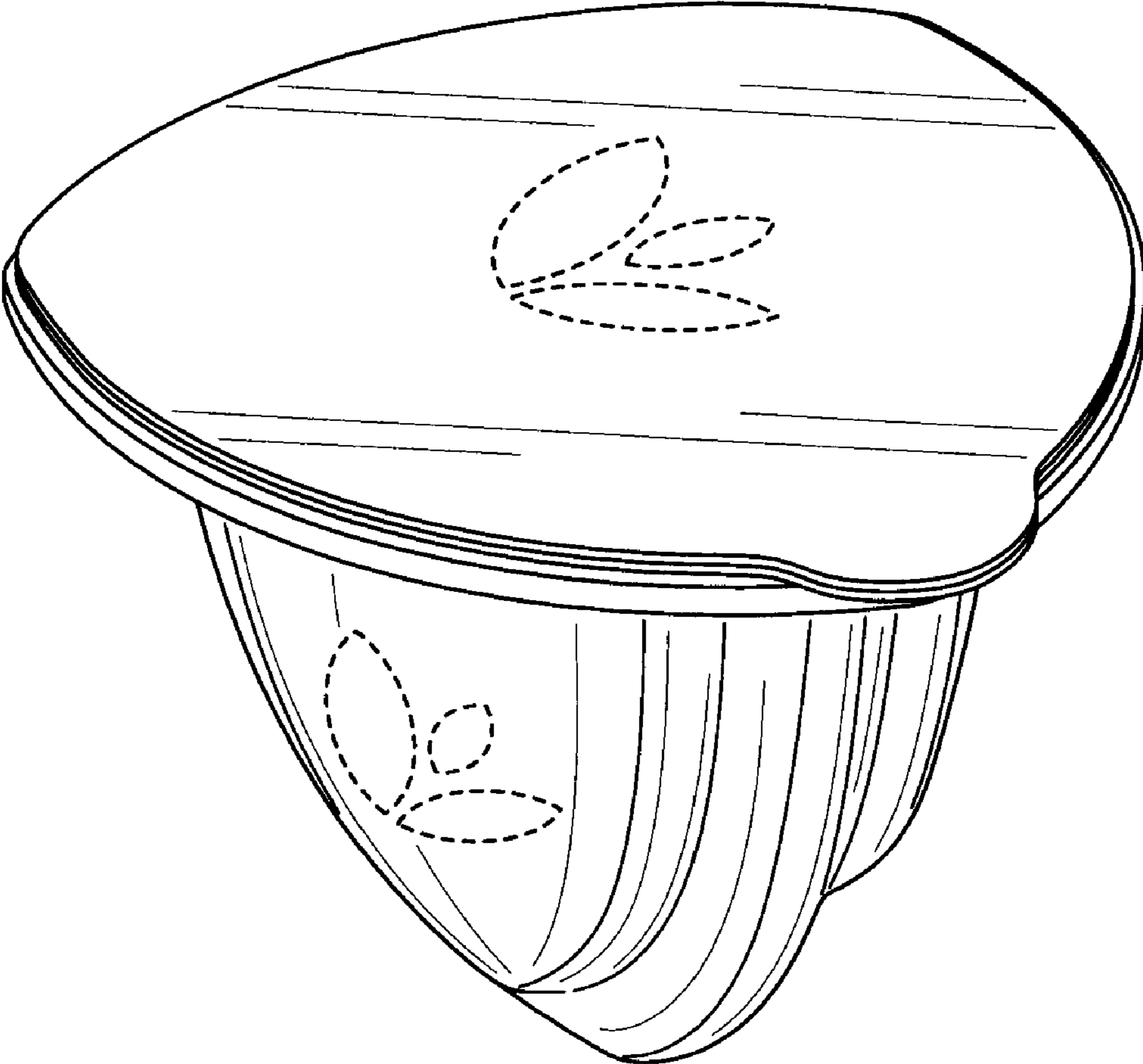


FIG. 1

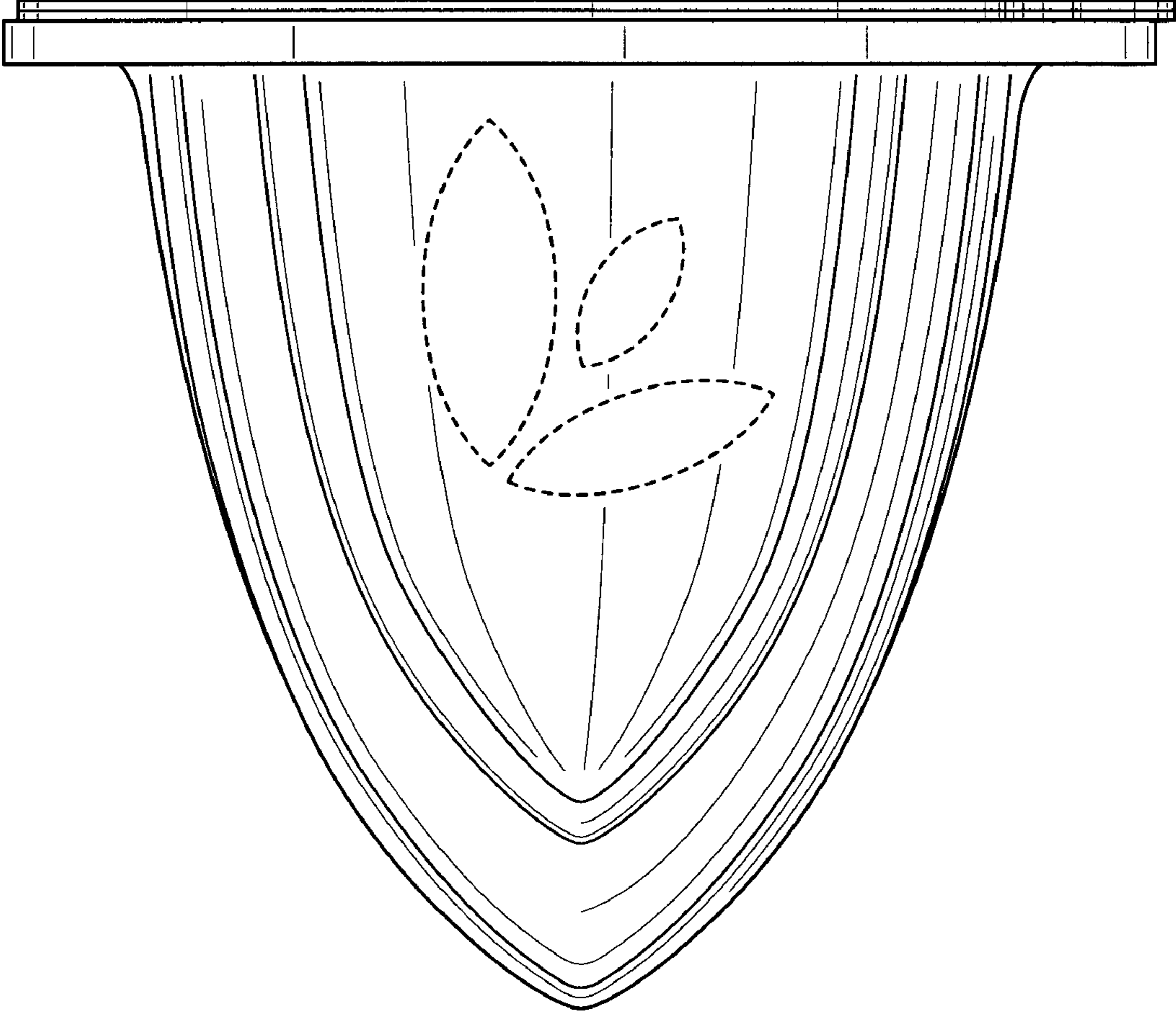


FIG. 2

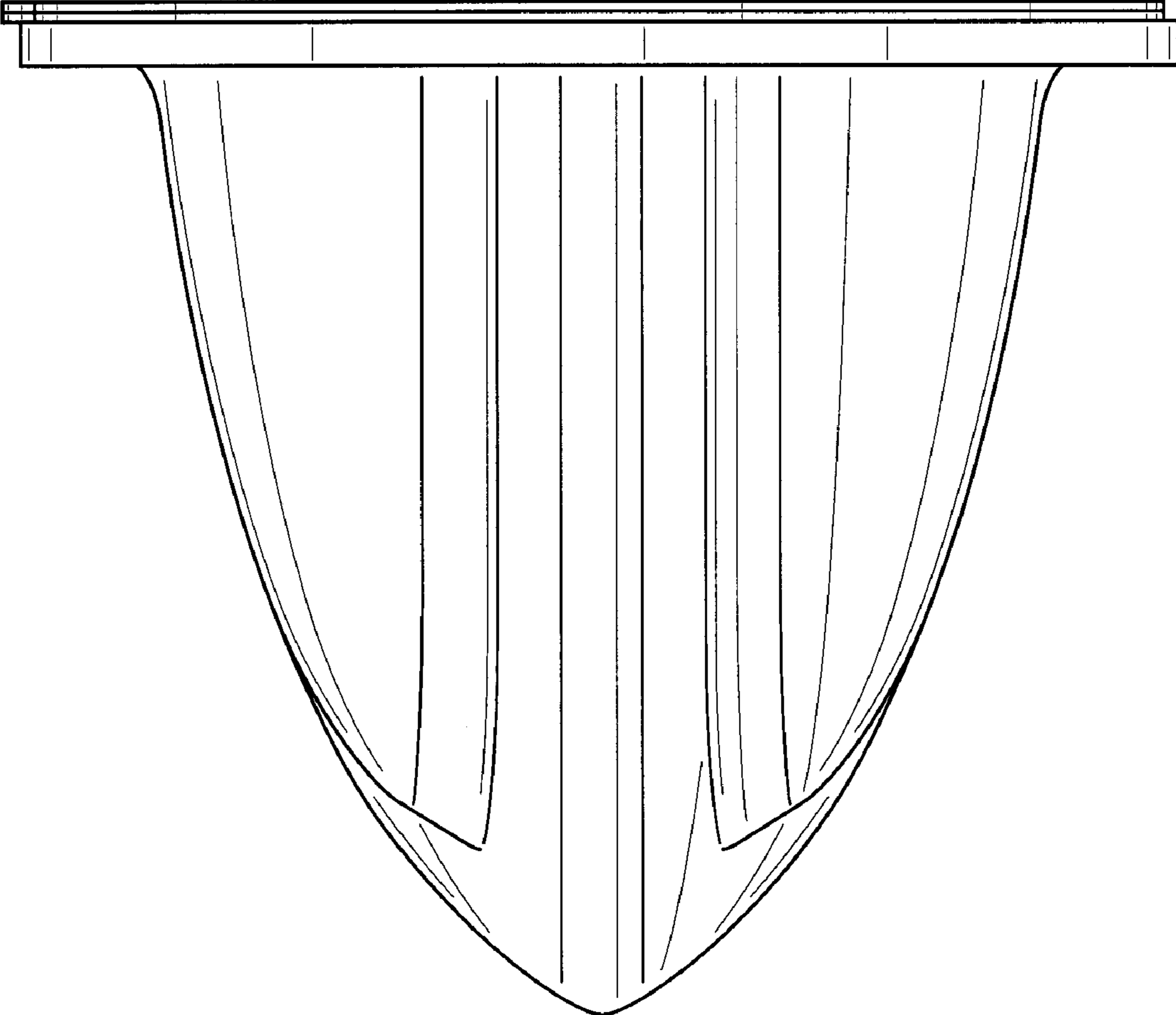


FIG. 3

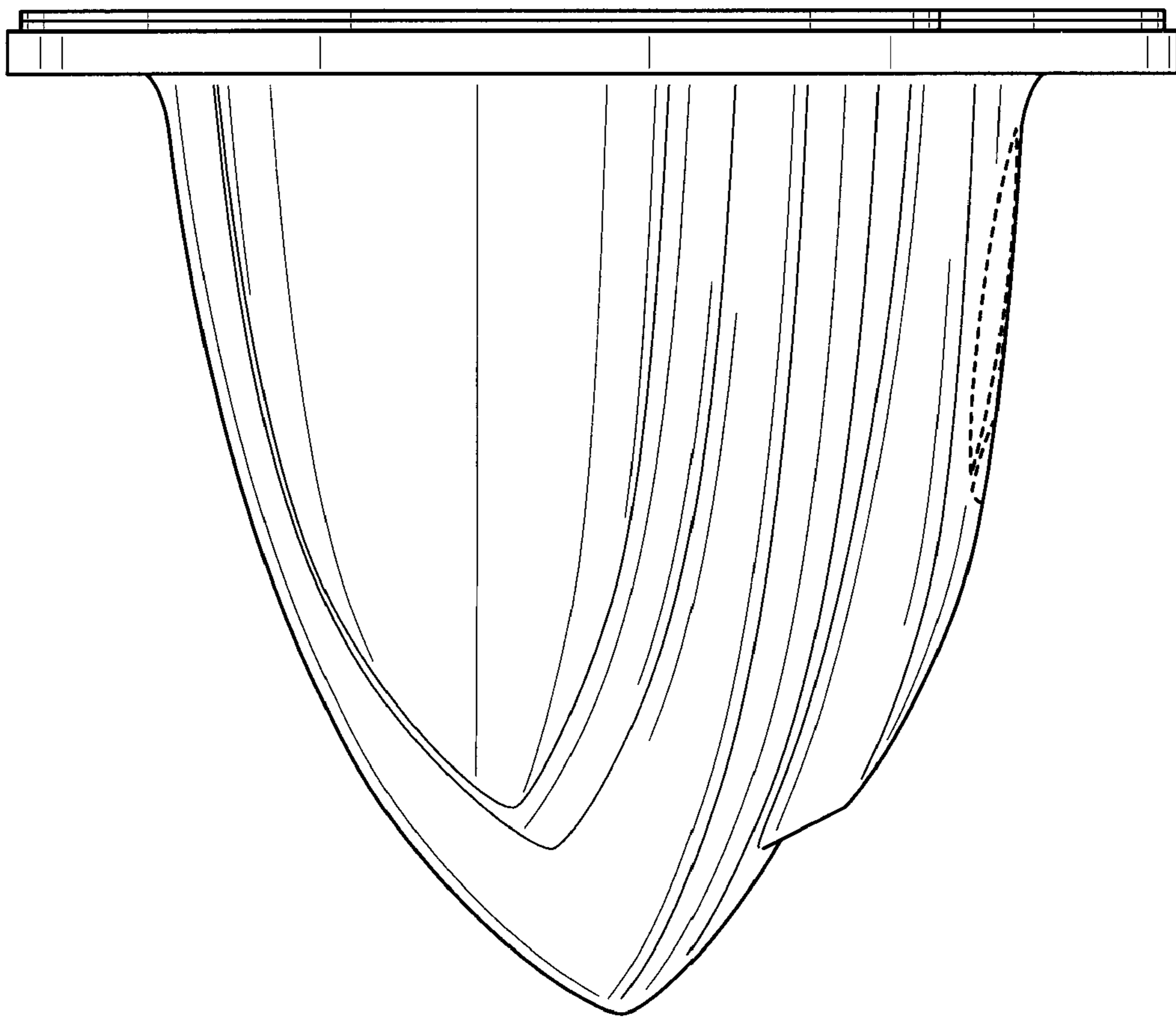


FIG. 4

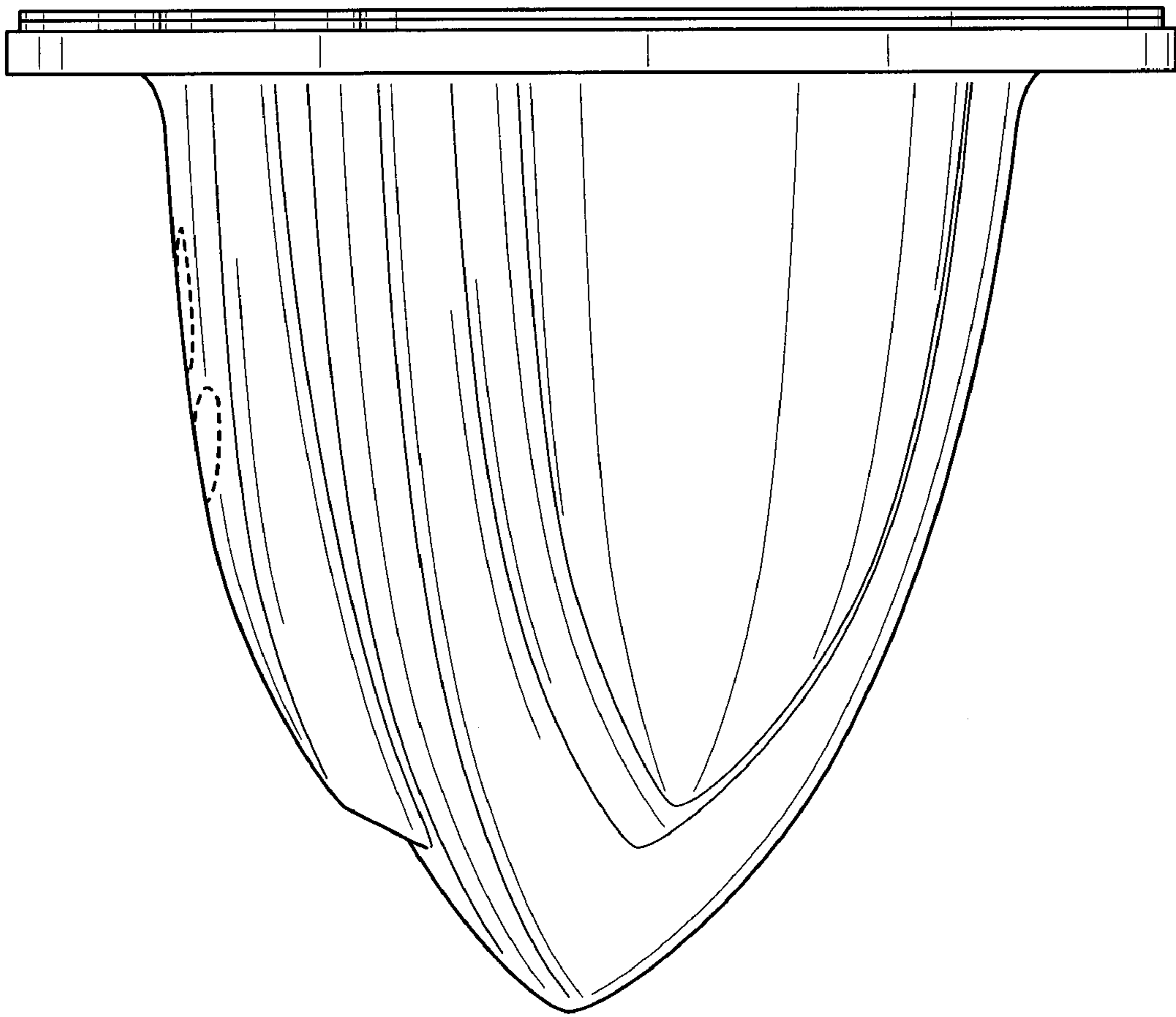


FIG. 5

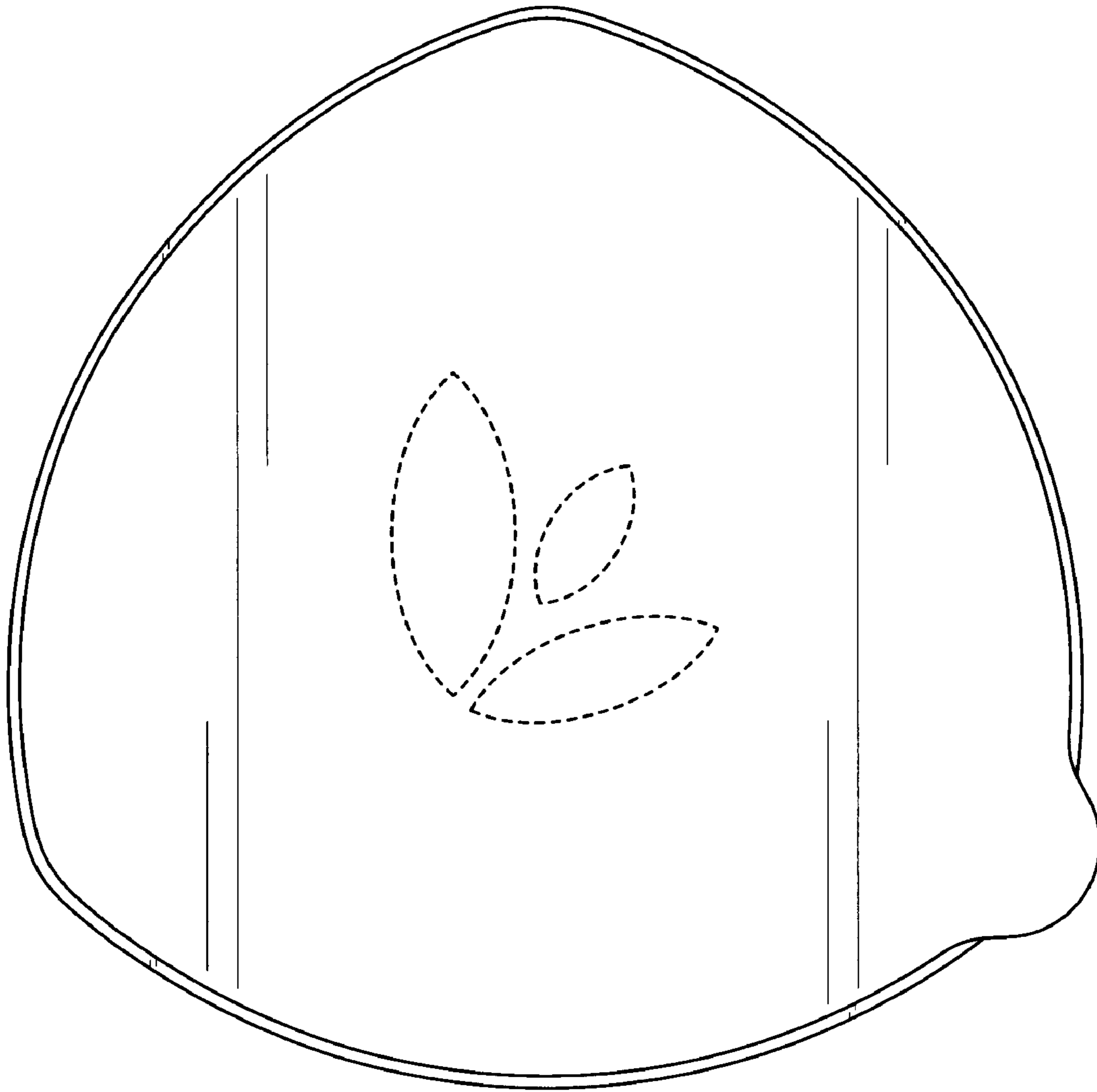


FIG. 6

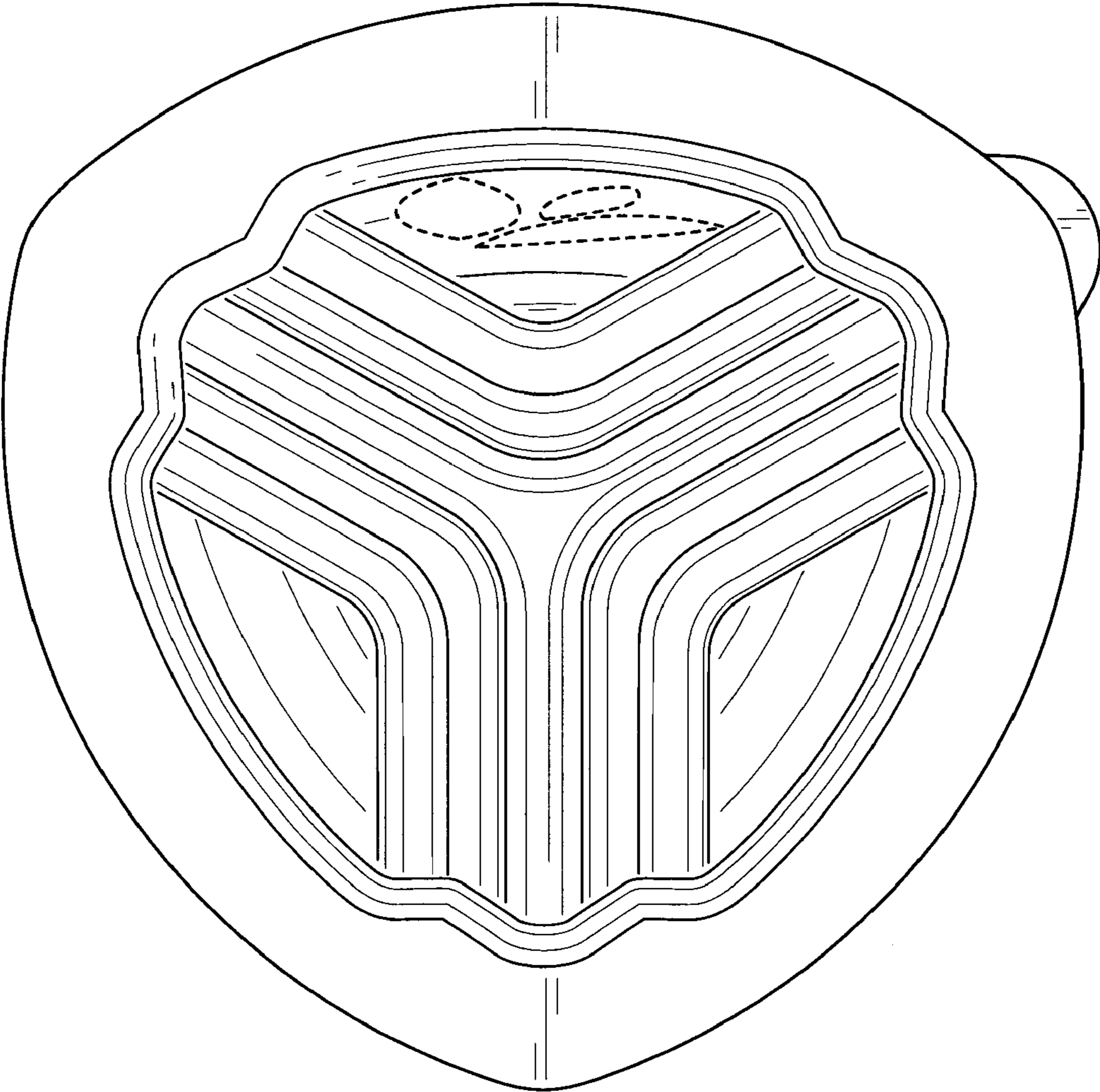


FIG. 7

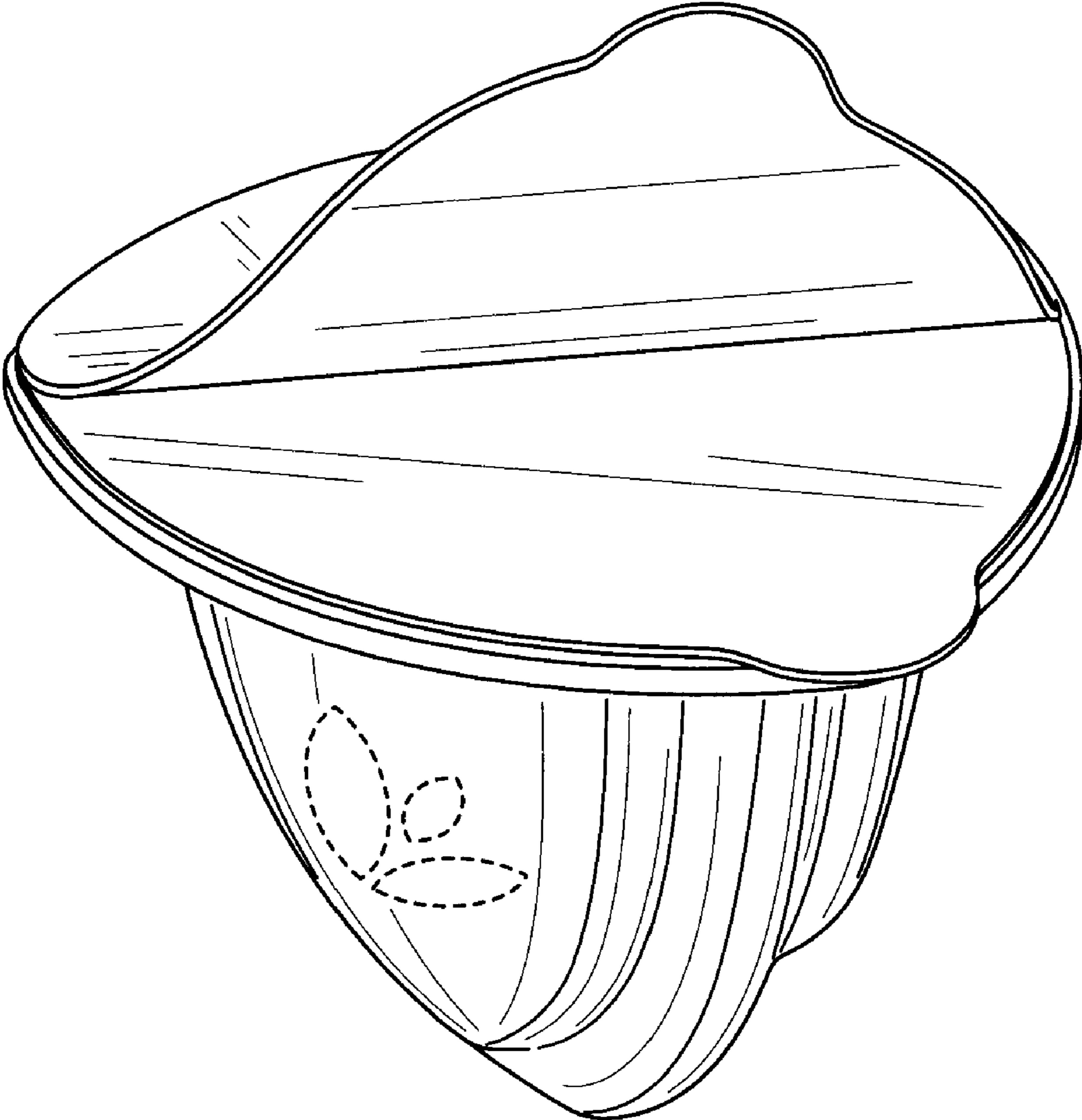


FIG. 8