



US00D671027S

(12) **United States Design Patent**  
**Levy**

(10) **Patent No.:** **US D671,027 S**

(45) **Date of Patent:** **\*\* Nov. 20, 2012**

(54) **WATCH FACE**

(76) Inventor: **Rachel Levy**, Plantation, FL (US)

(\*\*) Term: **14 Years**

(21) Appl. No.: **29/420,442**

(22) Filed: **May 9, 2012**

(51) **LOC (9) Cl.** ..... **10-07**

(52) **U.S. Cl.** ..... **D10/126; D10/33**

(58) **Field of Classification Search** ..... D10/122–126,  
D10/6, 30–39; 368/223, 228, 232, 28, 15–20  
See application file for complete search history.

D351,360 S \* 10/1994 Kaneko ..... D10/126  
D357,871 S \* 5/1995 Biancardi ..... D10/22  
D365,762 S \* 1/1996 Mateer ..... D10/6  
D365,763 S \* 1/1996 Mateer ..... D10/8  
D419,907 S \* 2/2000 Vogelbruch ..... D10/123  
6,272,076 B1 \* 8/2001 Dinger ..... 368/15

\* cited by examiner

*Primary Examiner* — Lucy Lieberman

(74) *Attorney, Agent, or Firm* — Fleit Gibbons Gutman  
Bongini & Bianco, PL; Paul D. Bianco; Martin Fleit

(57) **CLAIM**

The ornamental design for a watch face, as shown and described.

(56) **References Cited**

U.S. PATENT DOCUMENTS

D76,445 S \* 9/1928 Yuen ..... D10/126  
D109,227 S \* 4/1938 Lux ..... D10/6  
D137,404 S \* 3/1944 Booharin ..... D10/126  
D162,816 S \* 4/1951 Goldner ..... D10/6  
D197,078 S \* 12/1963 McLeod ..... D10/8  
D221,674 S \* 8/1971 Emdur ..... D10/8  
D224,803 S \* 9/1972 Knauft ..... D10/35  
D230,623 S \* 3/1974 Gillen ..... D10/33  
D240,210 S \* 6/1976 Buckingham ..... D10/124  
D243,588 S \* 3/1977 Ho ..... D10/33  
D268,816 S \* 5/1983 Venker ..... D10/37  
D345,321 S \* 3/1994 Kaneko ..... D10/126  
D351,358 S \* 10/1994 Kaneko ..... D10/126

**DESCRIPTION**

FIG. 1 is a perspective view of the front and right side of a watch face in the context of a watch according to the present invention;


FIG. 2 is a front view of the watch face of FIG. 1 in the context of a watch;

FIG. 3 is a perspective view of the front and right side of the watch face of FIG. 1; and,

FIG. 4 is a front view of the watch face of FIG. 1.

The watch and features shown in broken lines are for illustrative purposes only and form no part of the claimed design.

**1 Claim, 3 Drawing Sheets**






FIG. 1




FIG. 2




FIG. 3




FIG. 4