



US00D671015S

(12) **United States Design Patent**
Monachon

(10) **Patent No.:** **US D671,015 S**

(45) **Date of Patent:** **** Nov. 20, 2012**

(54) **WRISTWATCH**

(75) **Inventor:** **Jean-Claude Monachon**, Bevaix (CH)

(73) **Assignee:** **Omega SA (Omega AG) (Omega Ltd.)**,
Biel/Bienne (CH)

(**) **Term:** **14 Years**

(21) **Appl. No.:** **29/423,186**

(22) **Filed:** **May 30, 2012**

(51) **LOC (9) Cl.** **10-02**

(52) **U.S. Cl.** **D10/32; D10/33**

(58) **Field of Classification Search** D10/30-39,
D10/122-132; 368/276, 281, 282, 285, 223,
368/228, 232, 294, 295; D11/3, 12

See application file for complete search history.

(56) **References Cited**

U.S. PATENT DOCUMENTS

| | | | | |
|---------------|---------|-----------------|-------|---------|
| D48,658 S * | 2/1916 | Vaipan | | D10/126 |
| D54,180 S * | 11/1919 | Post | | D10/126 |
| D92,949 S * | 8/1934 | Vaulchier | | D10/6 |
| D105,766 S * | 8/1937 | Rodanet | | D10/6 |
| 3,183,659 A * | 5/1965 | Etienne | | 368/220 |
| D212,773 S * | 11/1968 | Booth | | D10/126 |
| D244,672 S * | 6/1977 | Molyneux et al. | | D10/126 |
| D278,605 S * | 4/1985 | Didisheim | | D10/39 |
| D302,133 S * | 7/1989 | Woomer | | D10/39 |
| D365,286 S * | 12/1995 | Florian | | D10/32 |
| D502,412 S * | 3/2005 | Monachon | | D10/39 |
| D507,974 S * | 8/2005 | Strasser | | D10/30 |
| D510,049 S * | 9/2005 | Monachon | | D11/3 |

| | | | | |
|--------------|---------|---------------------|-------|---------|
| D563,817 S * | 3/2008 | Nataf | | D10/126 |
| D564,389 S * | 3/2008 | Nataf | | D10/126 |
| D568,176 S * | 5/2008 | Monachon | | D10/32 |
| D576,891 S * | 9/2008 | Tripet | | D10/33 |
| D583,697 S * | 12/2008 | Tripet | | D10/126 |
| D584,182 S * | 1/2009 | Tripet | | D10/123 |
| D591,180 S * | 4/2009 | Monachon | | D10/39 |
| D614,512 S * | 4/2010 | Monachon | | D10/32 |
| D627,243 S * | 11/2010 | Deleskiewicz et al. | | D10/39 |

* cited by examiner

Primary Examiner — Lucy Lieberman

(74) *Attorney, Agent, or Firm* — Donald J. Ranft; Collen IP

(57) **CLAIM**

The ornamental design for a wristwatch, as shown and described.

DESCRIPTION

FIG. 1 is a front right perspective view of a wristwatch showing our new design;

FIG. 2 is a bottom view thereof;

FIG. 3 is a top view thereof;

FIG. 4 is a right side view thereof;

FIG. 5 is a left side view thereof;

FIG. 6 is a front view thereof;

FIG. 7 is a rear view thereof;


FIG. 8 is a rear right perspective view thereof;

FIG. 9 is a front left perspective view thereof; and,

FIG. 10 is a rear left perspective view thereof.

The portions of the wristwatch shown in broken lines form no part of the claimed design.

1 Claim, 8 Drawing Sheets






FIG. 1

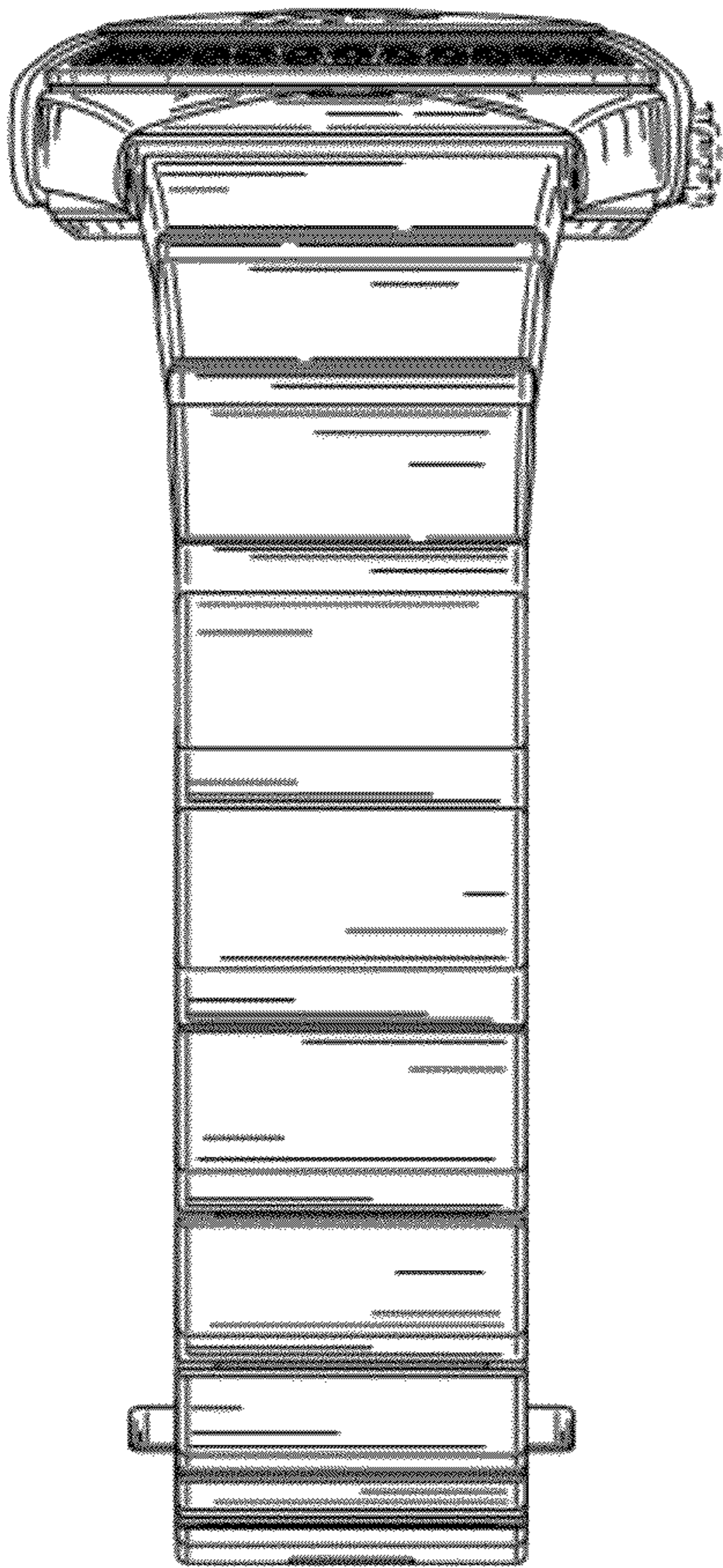


FIG. 2

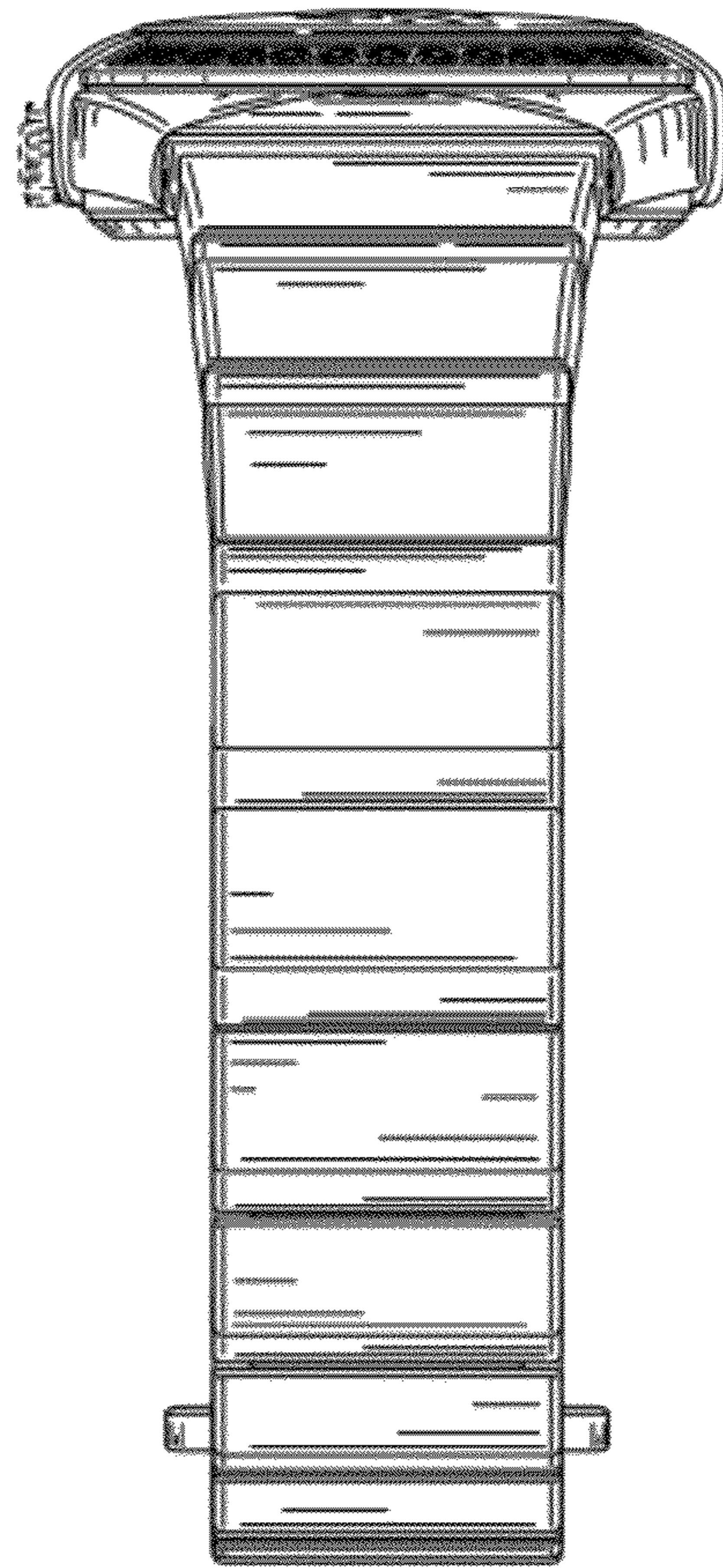


FIG. 3

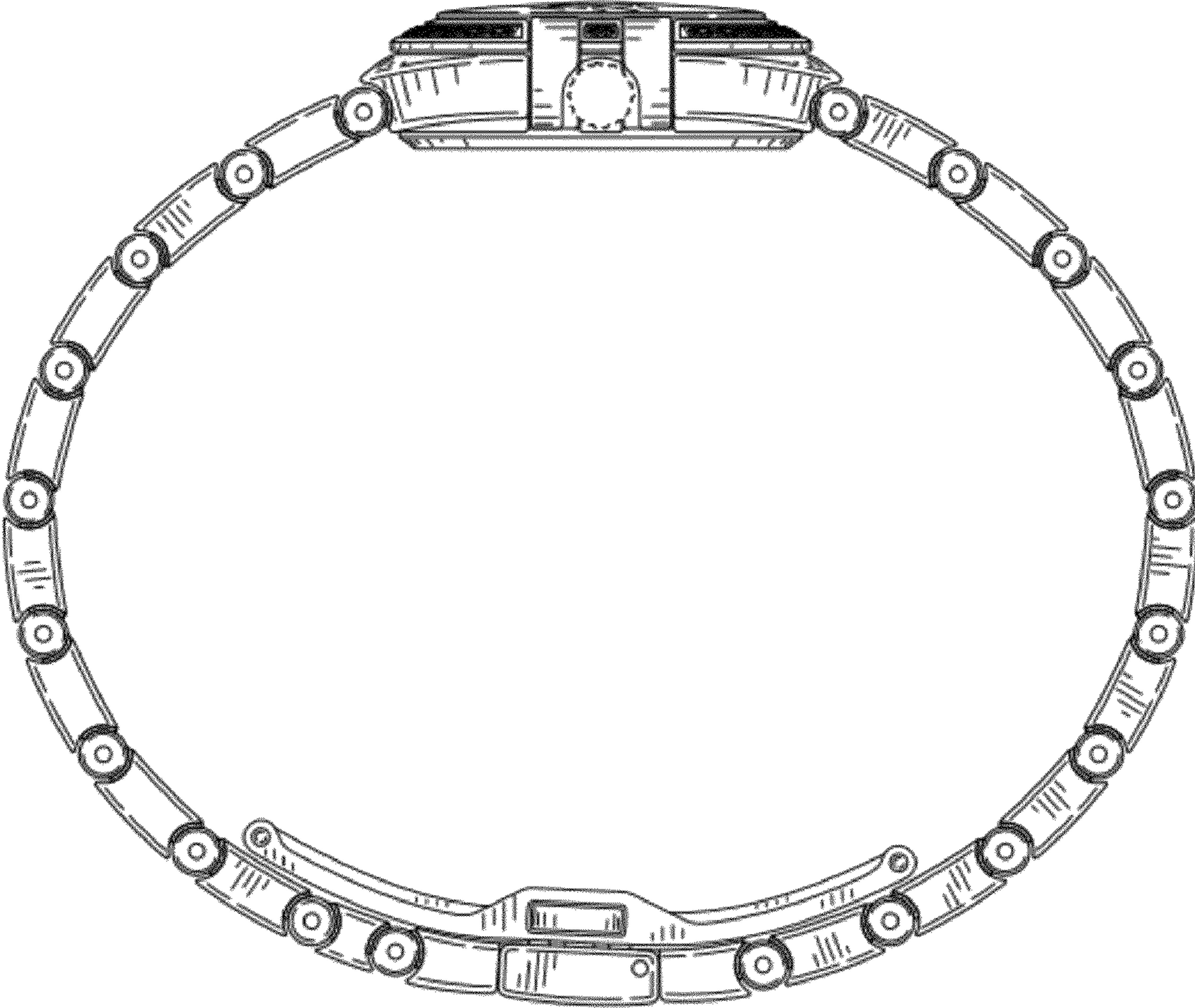


FIG. 4

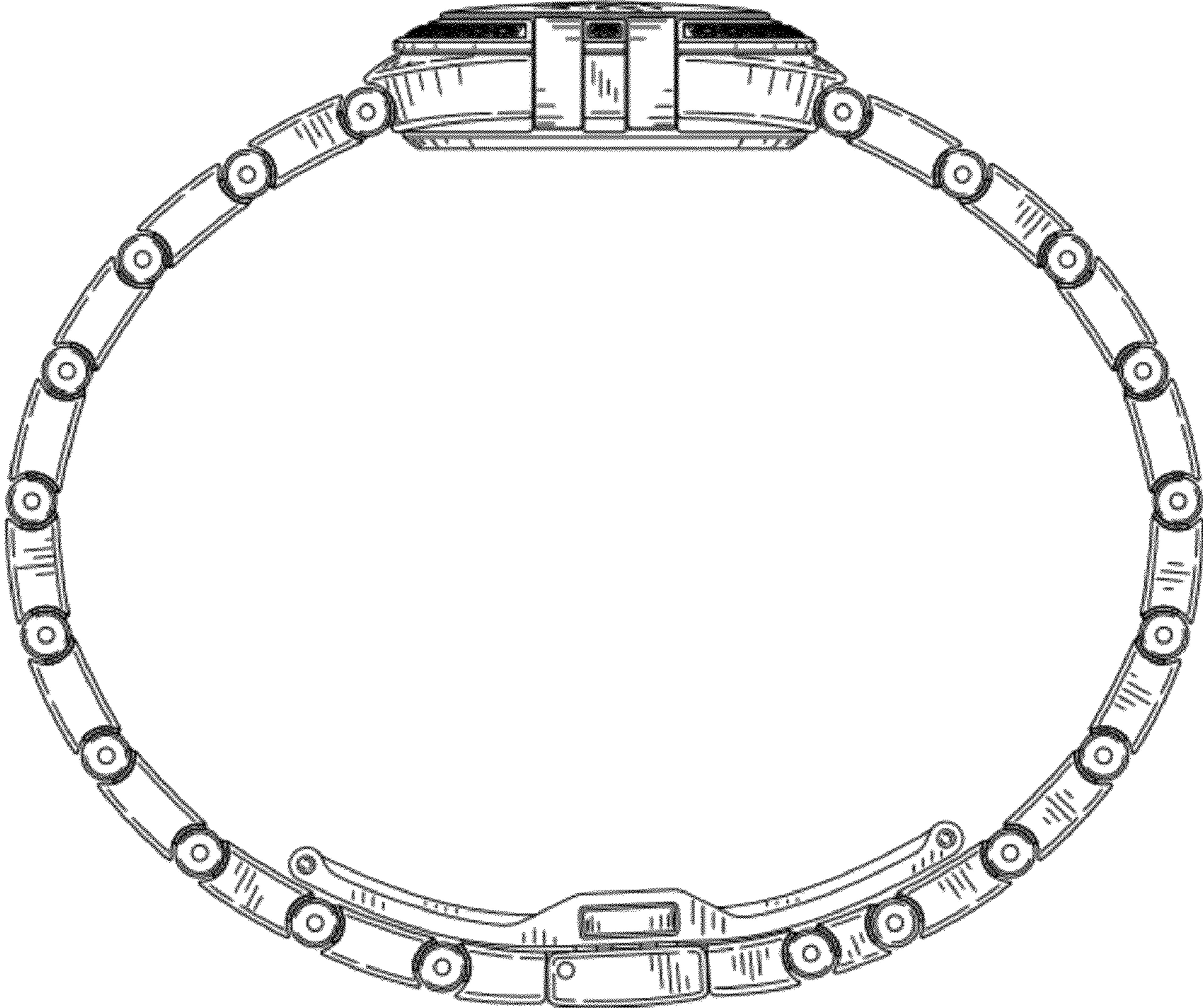


FIG. 5




FIG. 6

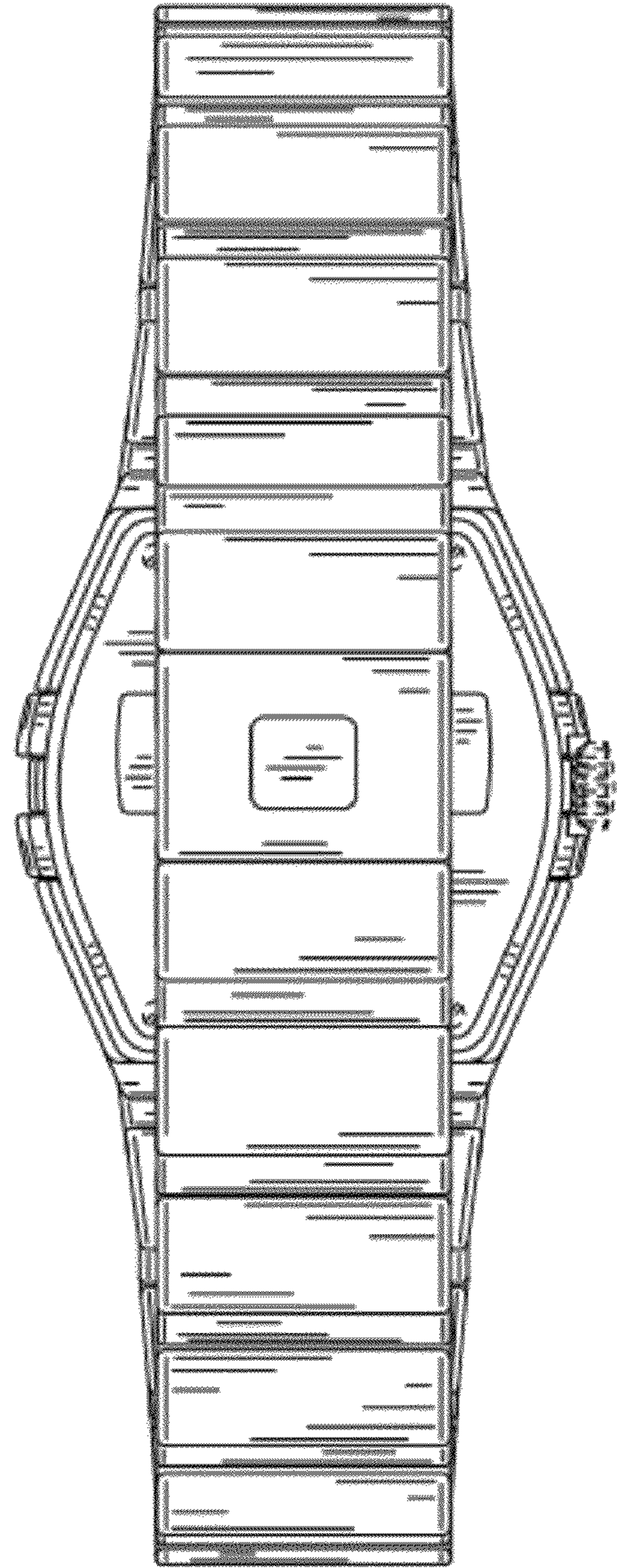


FIG. 7




FIG. 8




FIG. 9




FIG. 10