



US00D671014S

(12) **United States Design Patent**
Monachon

(10) **Patent No.:** **US D671,014 S**

(45) **Date of Patent:** **** Nov. 20, 2012**

(54) **WRISTWATCH**

(75) **Inventor:** **Jean-Claude Monachon, Bevaix (CH)**

(73) **Assignee:** **Omega SA (Omega AG) Omega Ltd.,**
Biel/Bienne (CH)

(**) **Term:** **14 Years**

(21) **Appl. No.:** **29/423,134**

(22) **Filed:** **May 29, 2012**

(30) **Foreign Application Priority Data**

Feb. 3, 2012 (WO) DM/077 619

(51) **LOC (9) Cl.** **10-01**

(52) **U.S. Cl.** **D10/32; D10/33**

(58) **Field of Classification Search** D10/30-39,
D10/122-132; 368/276, 281, 282, 285, 223,
368/228, 232, 294, 295; D11/3, 12

See application file for complete search history.

(56) **References Cited**

U.S. PATENT DOCUMENTS

D48,658 S *	2/1916	Vaipan	D10/126
D54,180 S *	11/1919	Post	D10/126
D92,949 S *	8/1934	Vaulchier	D10/6
D105,766 S *	8/1937	Rodanet	D10/6
3,183,659 A *	5/1965	Etienne	368/220
D212,773 S *	11/1968	Booth	D10/126
D244,672 S *	6/1977	Molyneux et al.	D10/126
D278,605 S *	4/1985	Didisheim	D10/39
D287,108 S *	12/1986	Levene	D11/4
D302,133 S *	7/1989	Woomer	D10/39
D333,446 S *	2/1993	Butler	D11/19
D365,286 S *	12/1995	Florian	D10/32

D502,412 S *	3/2005	Monachon	D10/39
D507,974 S *	8/2005	Strasser	D10/30
D510,049 S *	9/2005	Monachon	D11/3
D510,291 S *	10/2005	Calvani	D11/16
D563,817 S *	3/2008	Nataf	D10/126
D564,389 S *	3/2008	Nataf	D10/126
D568,176 S *	5/2008	Monachon	D10/32
D576,891 S *	9/2008	Tripet	D10/33
D583,697 S *	12/2008	Tripet	D10/126
D584,182 S *	1/2009	Tripet	D10/123
D591,180 S *	4/2009	Monachon	D10/39
D614,512 S *	4/2010	Monachon	D10/32
D627,243 S *	11/2010	Deleskiewicz et al.	D10/39

* cited by examiner

Primary Examiner — Lucy Lieberman

(74) *Attorney, Agent, or Firm* — Donald J. Ranft; Collen IP

(57) **CLAIM**

The ornamental design for a wristwatch, as shown and described.

DESCRIPTION

FIG. 1 is a front right perspective view of a wristwatch showing our new design;

FIG. 2 is a bottom view thereof;

FIG. 3 is a top view thereof;

FIG. 4 is a right side view thereof;

FIG. 5 is a left side view thereof;

FIG. 6 is a front view thereof;

FIG. 7 is a rear view thereof;

FIG. 8 is a rear right perspective view thereof;

FIG. 9 is a front left perspective view thereof; and,

FIG. 10 is a rear left perspective view thereof.

The portions of the wristwatch shown in broken lines form no part of the claimed design.

1 Claim, 8 Drawing Sheets






FIG. 1

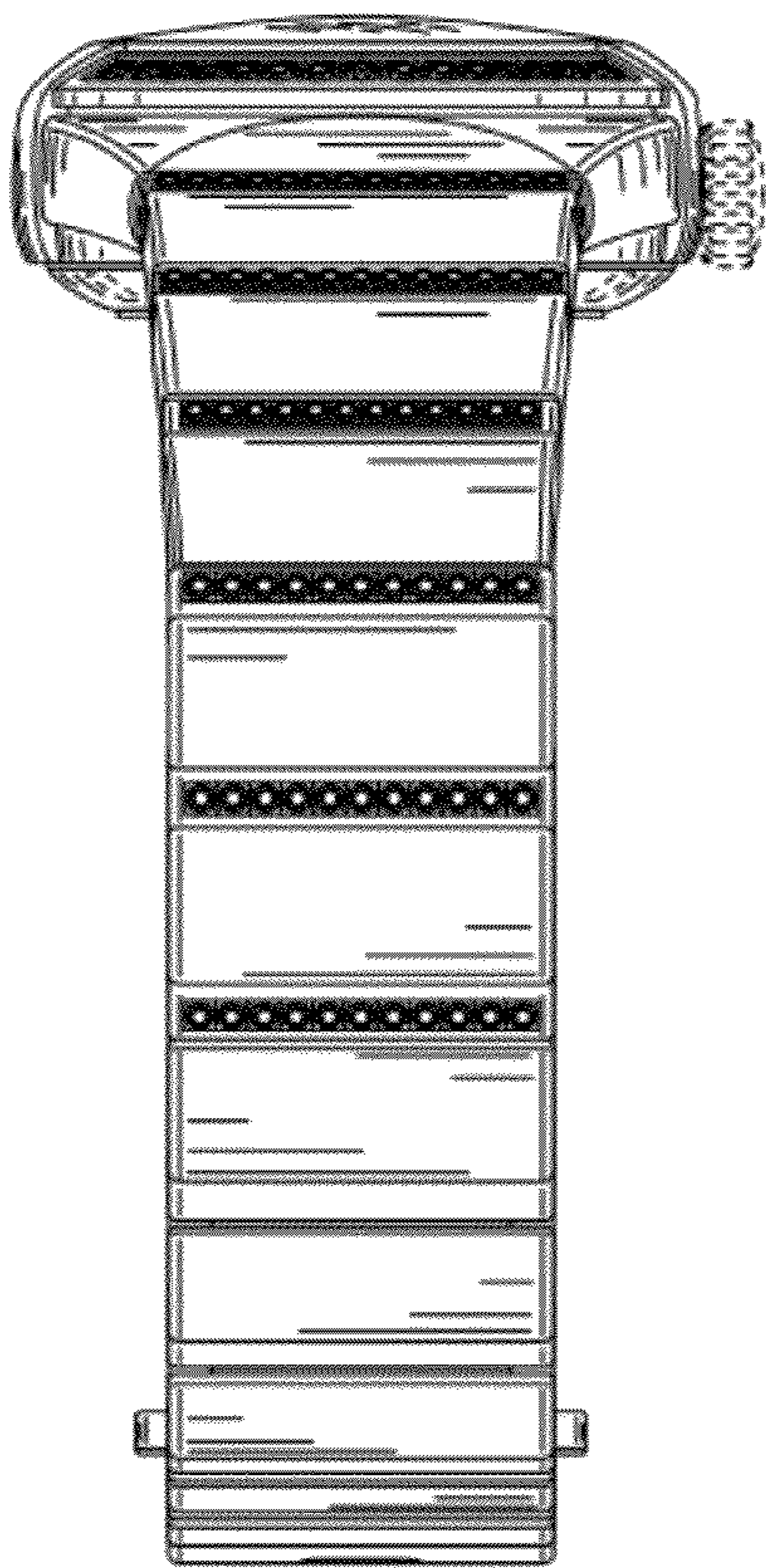


FIG. 2

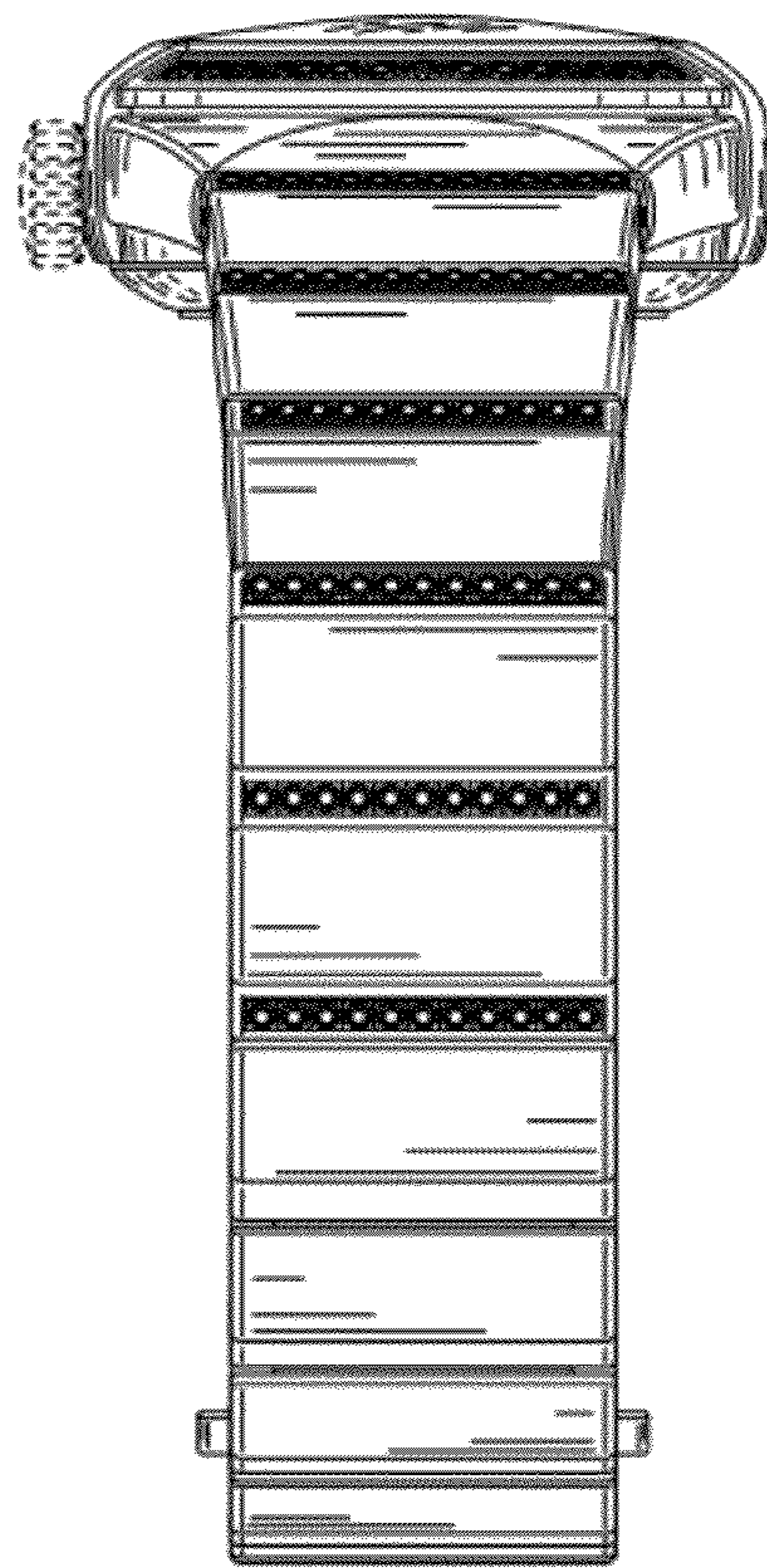


FIG. 3

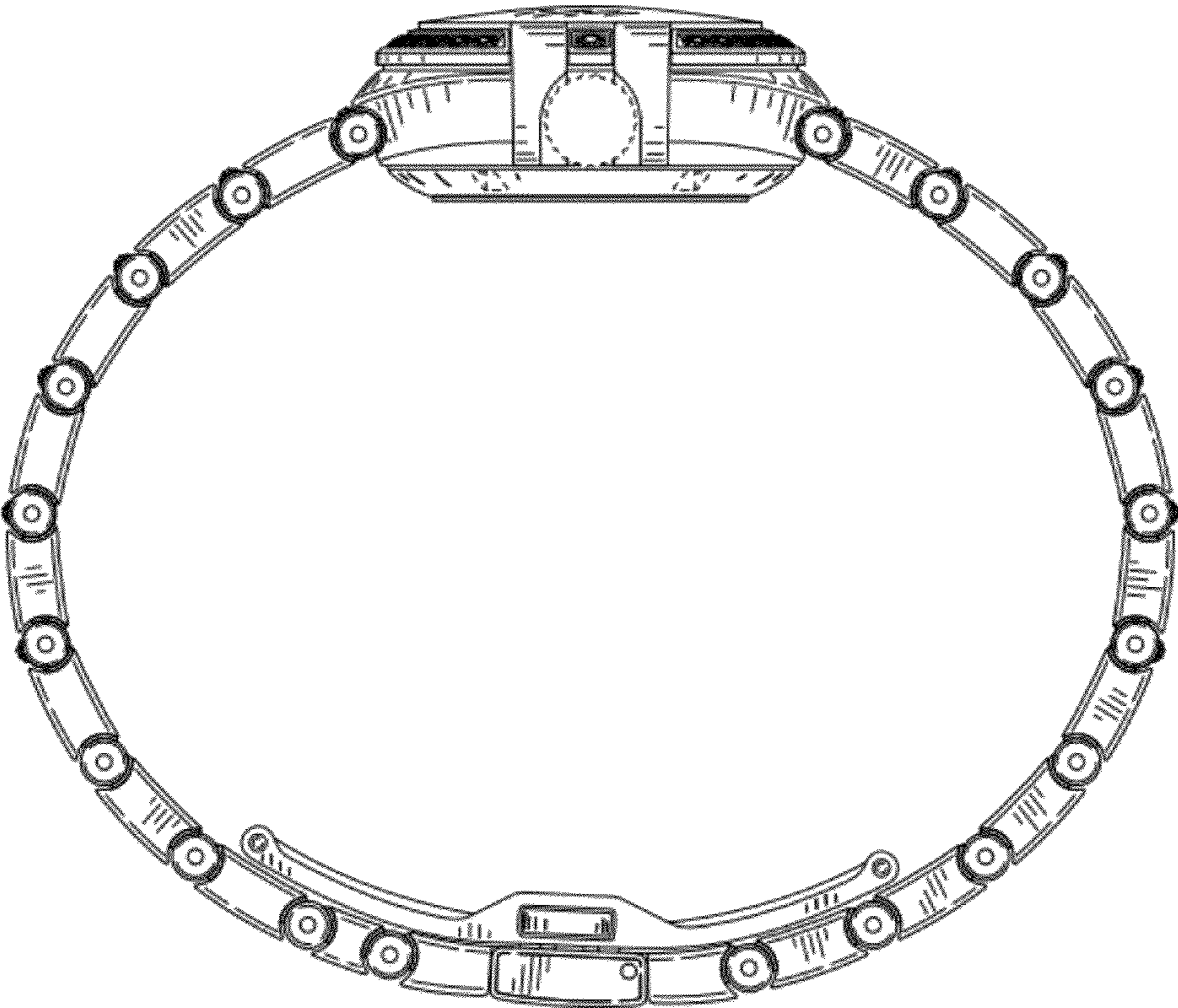


FIG. 4

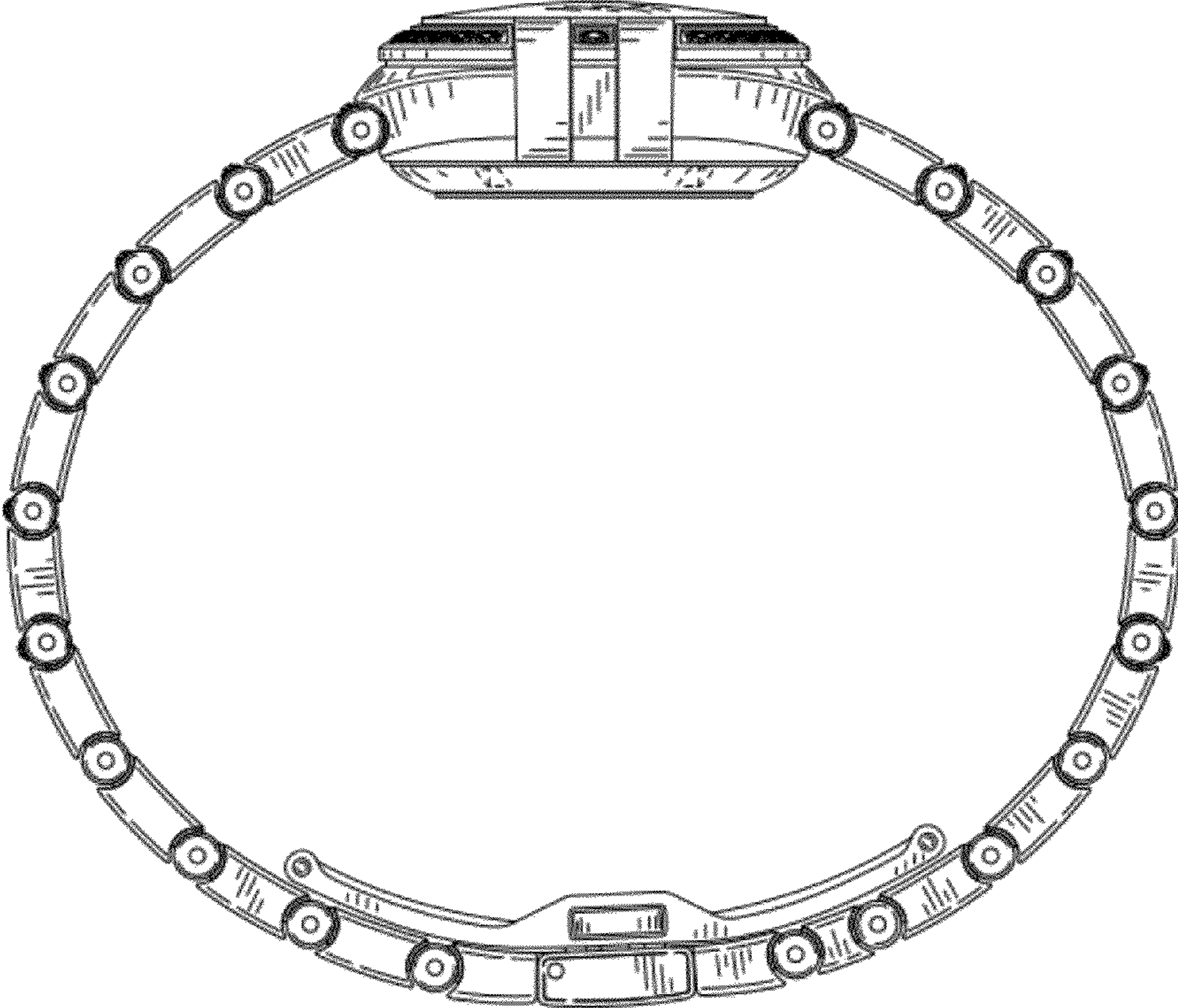


FIG. 5



FIG. 6

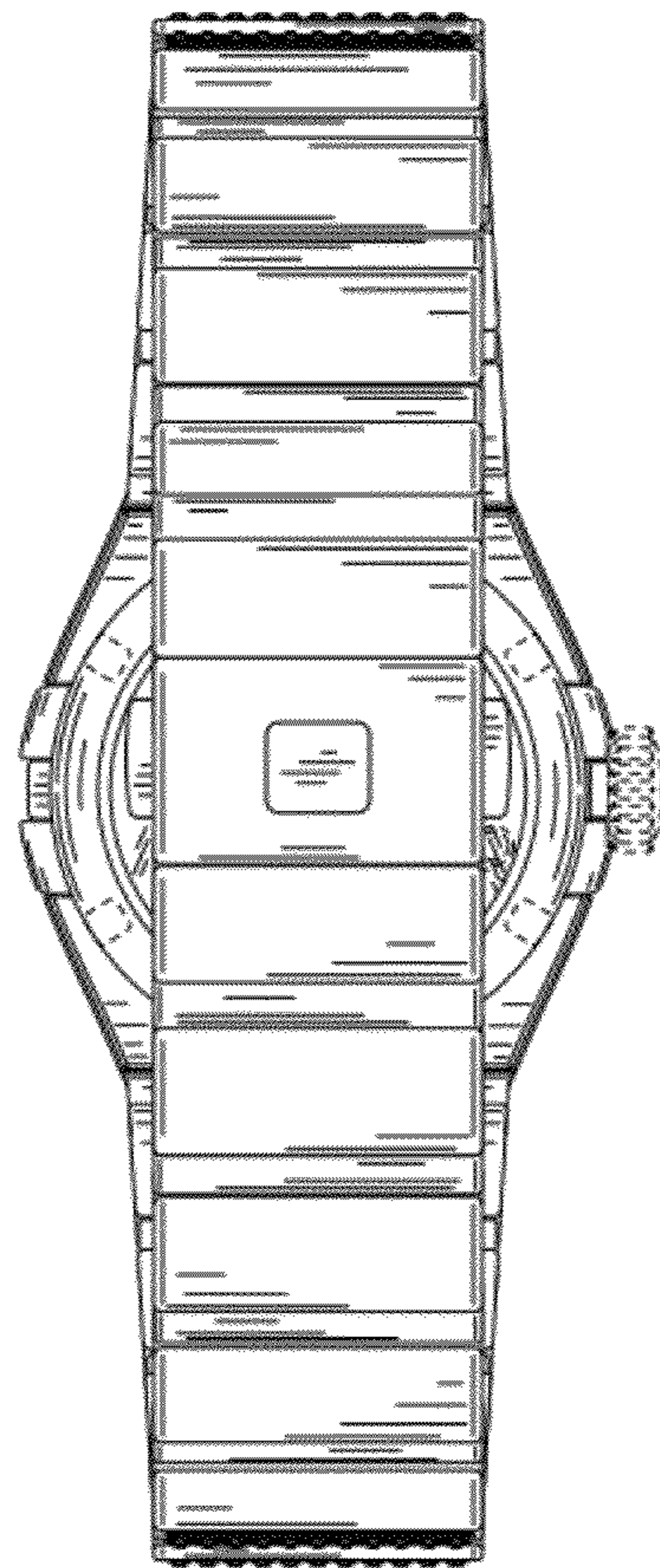


FIG. 7




FIG. 8



FIG. 9

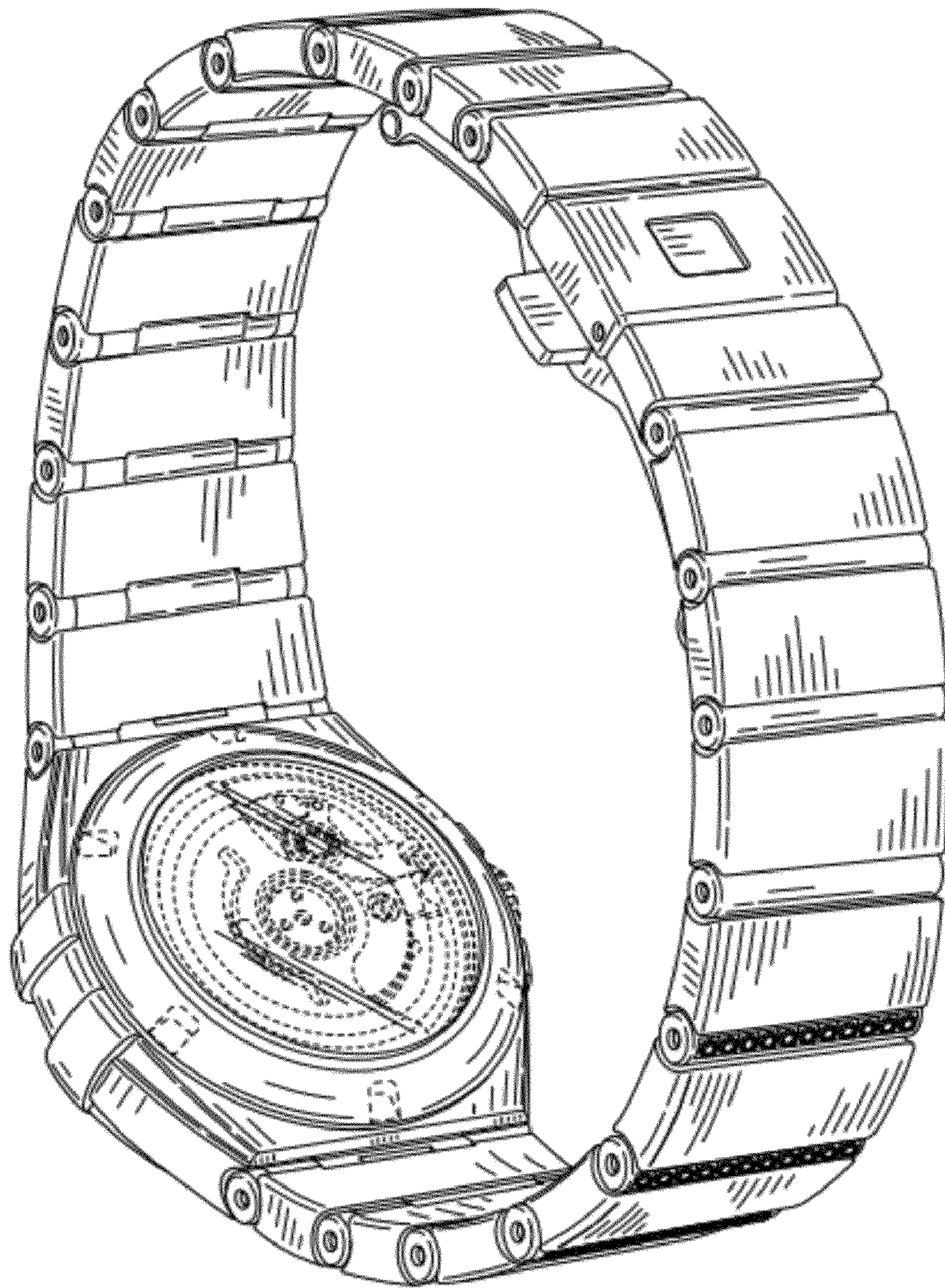


FIG. 10