



US00D671003S

(12) **United States Design Patent**
Hill

(10) **Patent No.:** **US D671,003 S**

(45) **Date of Patent:** **** Nov. 20, 2012**

(54) **RAMP**

(75) Inventor: **John Benjamin Hill**, Chicago, IL (US)

(73) Assignee: **International Paper Company**,
Memphis, TN (US)

(**) Term: **14 Years**

(21) Appl. No.: **29/415,220**

(22) Filed: **Mar. 8, 2012**

(51) **LOC (9) Cl.** **09-07**

(52) **U.S. Cl.** **D9/456; D9/454**

(58) **Field of Classification Search** **D9/434**
See application file for complete search history.

(56) **References Cited**

U.S. PATENT DOCUMENTS

D500,113 S *	12/2004	Frey et al.	D21/817
D592,823 S *	5/2009	Weger	D34/33
D644,402 S *	8/2011	Shoup et al.	D34/32

* cited by examiner

Primary Examiner — Susan Bennett Hattan

Assistant Examiner — Barbara B Lohr

(74) *Attorney, Agent, or Firm* — Thomas W. Ryan, III

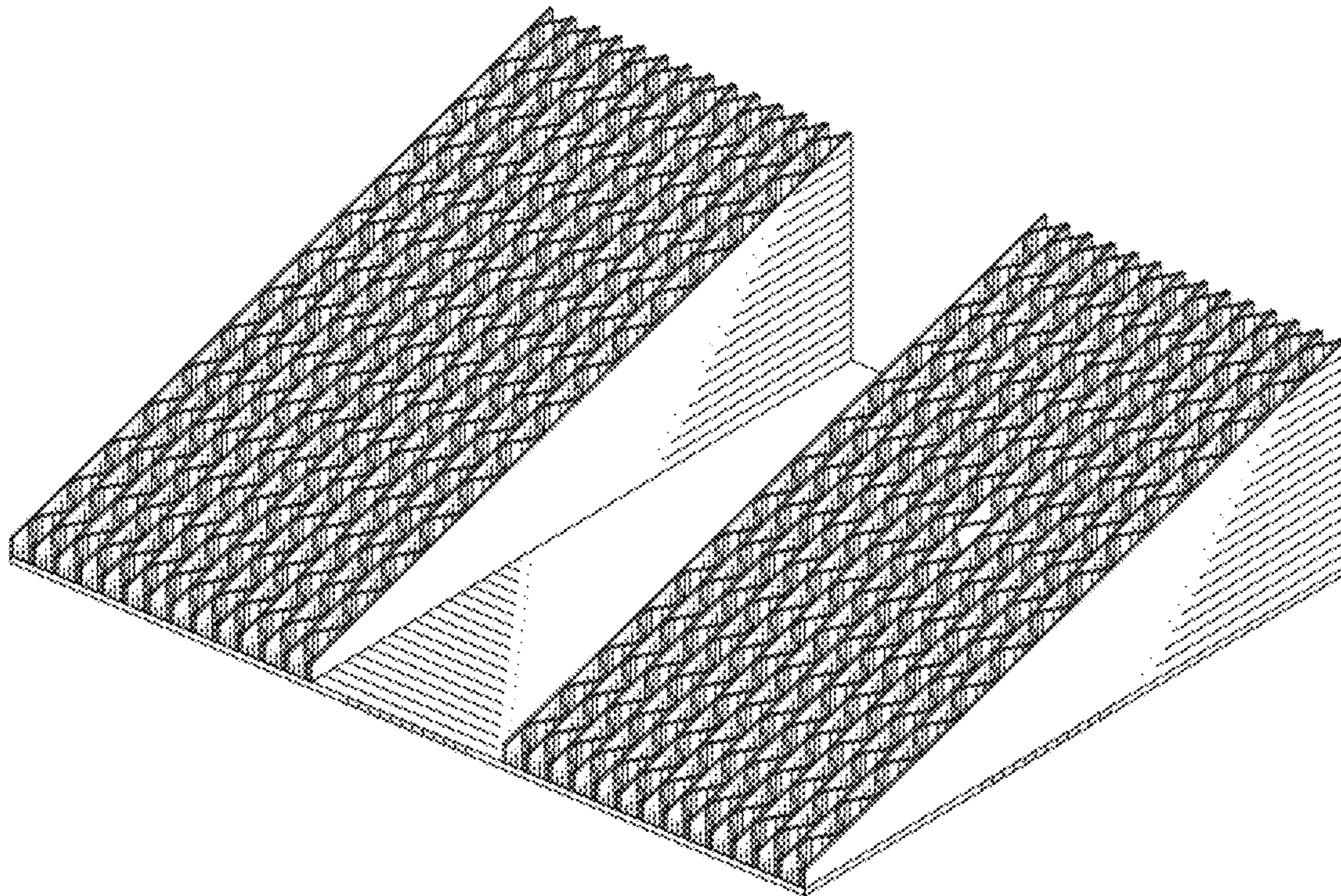
(57) **CLAIM**

The ornamental design for a ramp, substantially as shown and described.

DESCRIPTION

FIG. 1 is a top perspective view of a ramp according to the invention;
 FIG. 2 is front elevational view of a ramp according to the invention;
 FIG. 3 is a rear elevational view of a ramp according to the invention;
 FIG. 4 is a left side elevational view of a ramp according to the invention, with the right side elevational view being a mirror image thereof;
 FIG. 5 is top plan view of a ramp according to the invention;
 and,
 FIG. 6 is a bottom plan view of a ramp according to the invention.

1 Claim, 6 Drawing Sheets



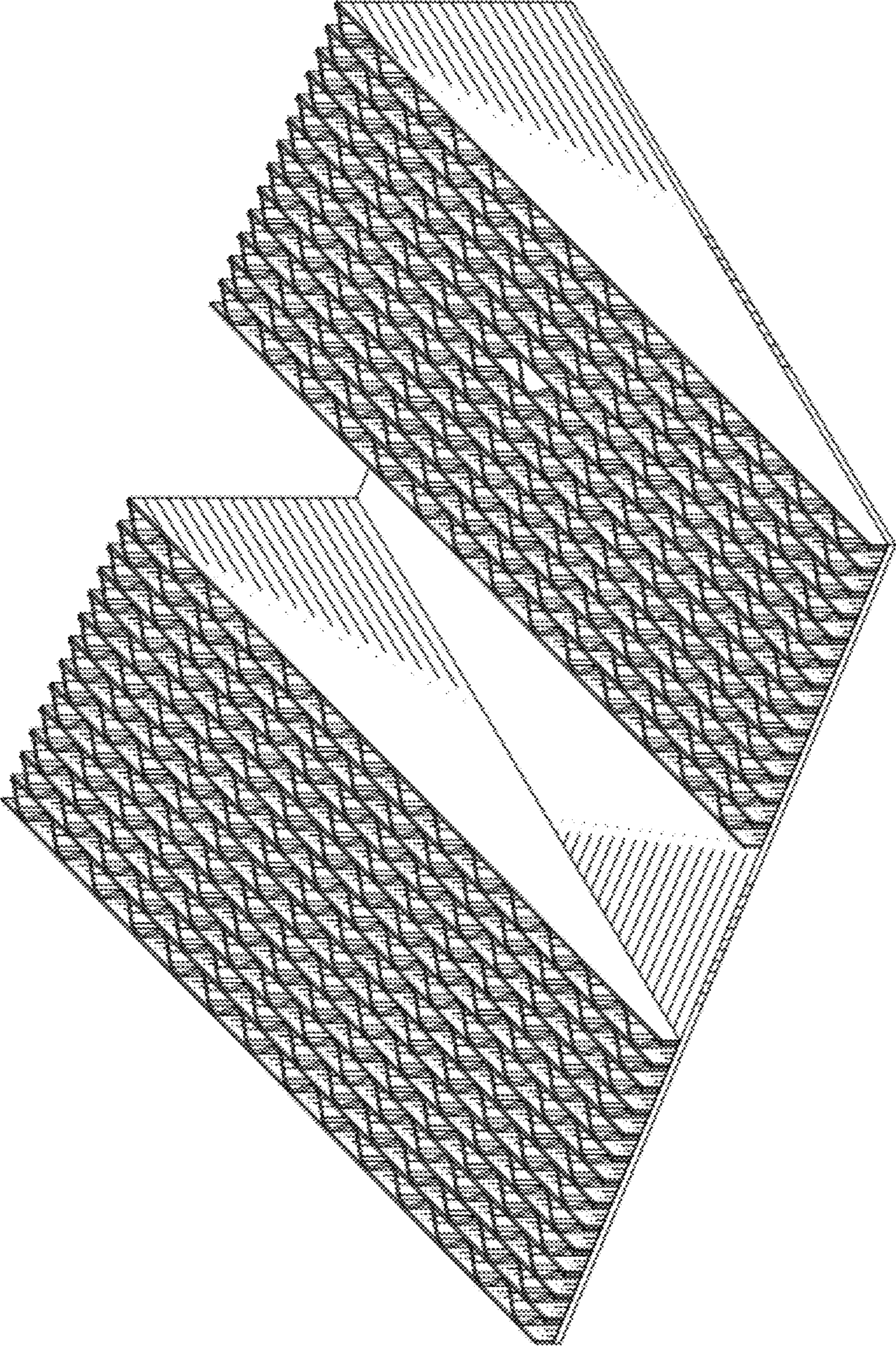


FIG. 1




FIG. 2




FIG. 3

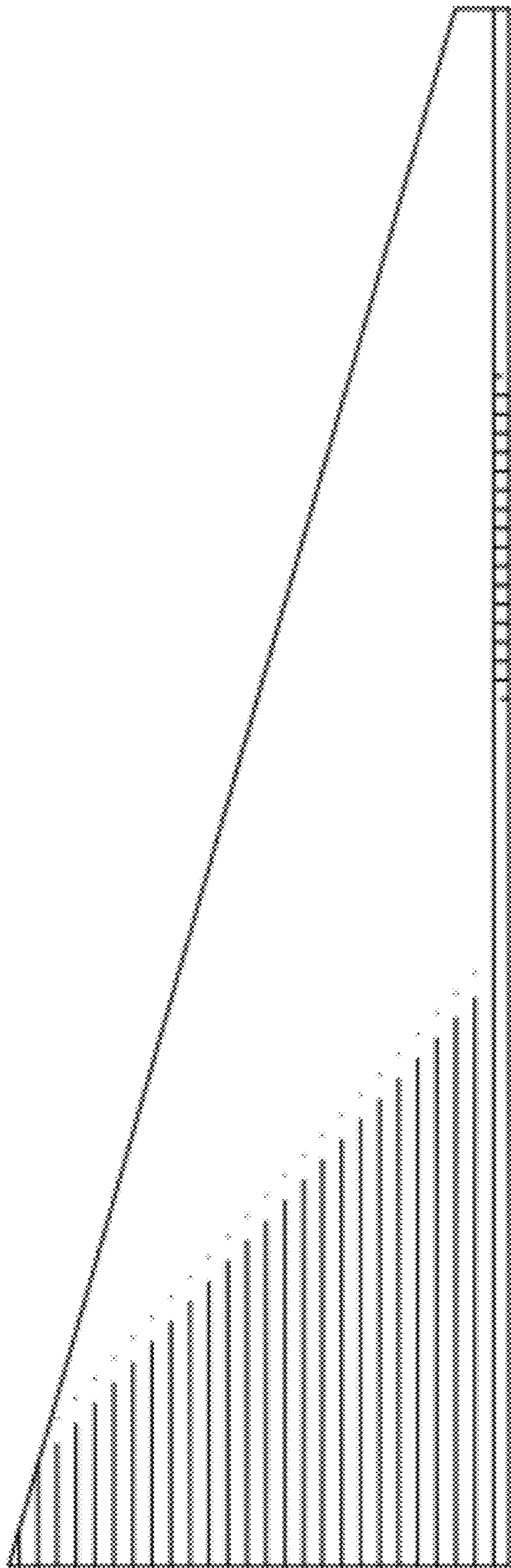


FIG. 4




FIG. 5




FIG. 6