



US00D671002S

(12) **United States Design Patent**
Cameron et al.

(10) **Patent No.:** **US D671,002 S**
(45) **Date of Patent:** **** Nov. 20, 2012**

(54) **LIQUID DISPENSER**

(75) Inventors: **James Sutherland Cameron**, Stirling (GB); **David Finlay**, Stirling (GB); **Terri Tong**, Fujian (CN)

(73) Assignee: **Origin Pet Products Limited** (GB)

(**) Term: **14 Years**

(21) Appl. No.: **29/394,862**

(22) Filed: **Jun. 22, 2011**

(51) **LOC (9) Cl.** **09-01**

(52) **U.S. Cl.** **D9/451; D9/609**

(58) **Field of Classification Search** D9/600-601, D9/607-609, 682, 685, 500-504, 516, 434, D9/448, 451; D7/392.1, 511, 514-516, 519; D3/270-271.1; 206/494, 457, 527; 220/890; 215/400

See application file for complete search history.

(56) **References Cited**

U.S. PATENT DOCUMENTS

2,543,850 A * 3/1951 Henricson D9/451
D189,880 S * 3/1961 Blake D9/451

D190,238 S * 5/1961 Blake D9/451
D328,707 S * 8/1992 Isaak D9/451
5,503,274 A * 4/1996 Toffler et al. 206/457
D477,779 S * 7/2003 Weihrauch D9/601
D528,914 S * 9/2006 Williams D9/451
D588,457 S * 3/2009 McGuinness D9/451
D615,863 S * 5/2010 Walther D9/451

* cited by examiner

Primary Examiner — Sandra Morris

(74) *Attorney, Agent, or Firm* — Workman Nydegger

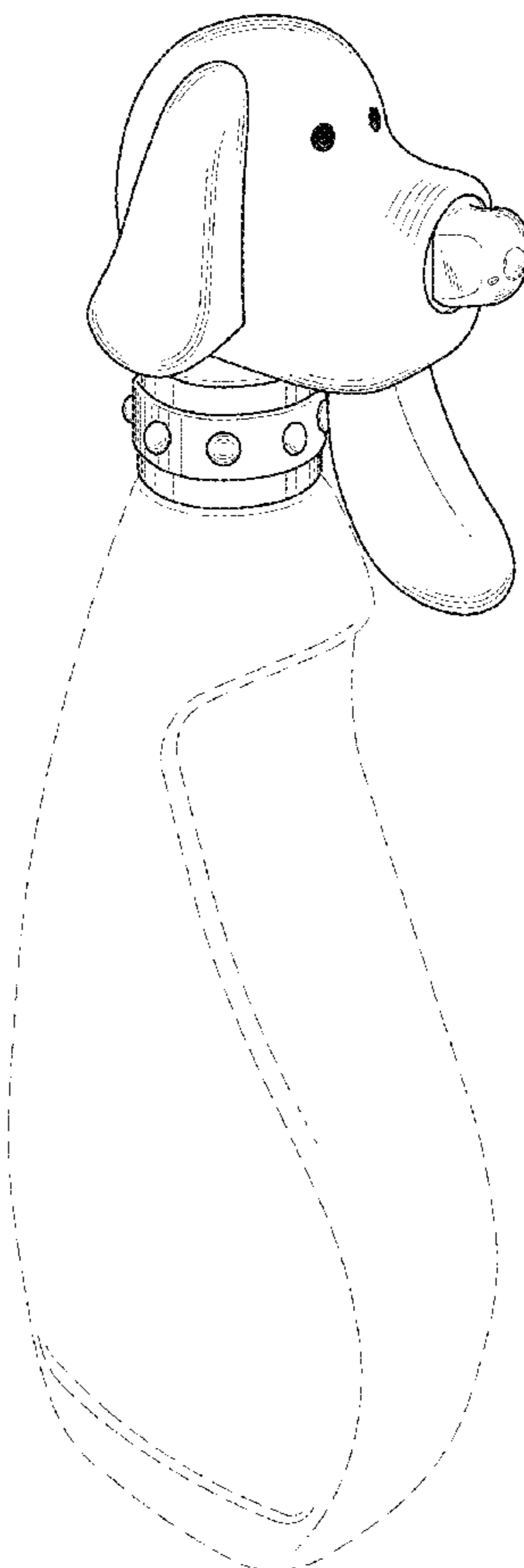
(57) **CLAIM**

The ornamental design for a liquid dispenser, as shown and described.

DESCRIPTION

FIG. 1 is a front perspective view of a liquid dispenser of the present invention;
FIG. 2 is a top view of the liquid dispenser of FIG. 1;
FIG. 3 is a side view of the liquid dispenser of FIG. 1, the opposing side view being a mirror image thereof;
FIG. 4 is a front view of the liquid dispenser of FIG. 1; and,
FIG. 5 is a rear view of the liquid dispenser of FIG. 1.
The portions of the design shown in broken lines are not claimed.

1 Claim, 3 Drawing Sheets



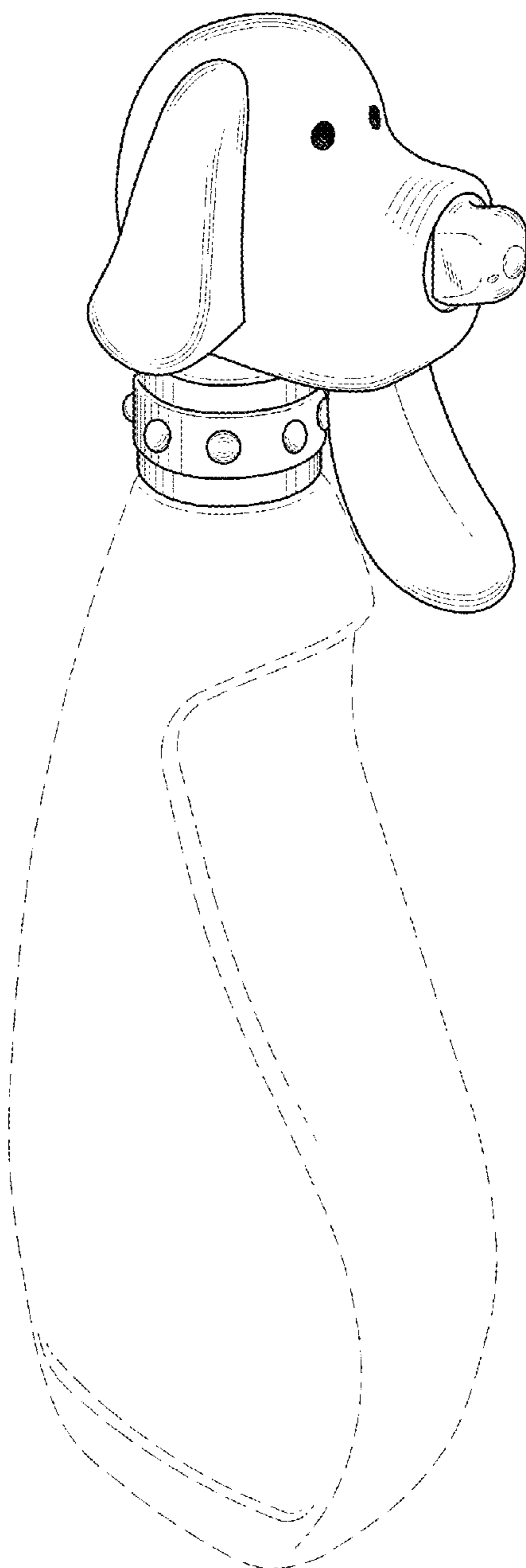


Fig. 1

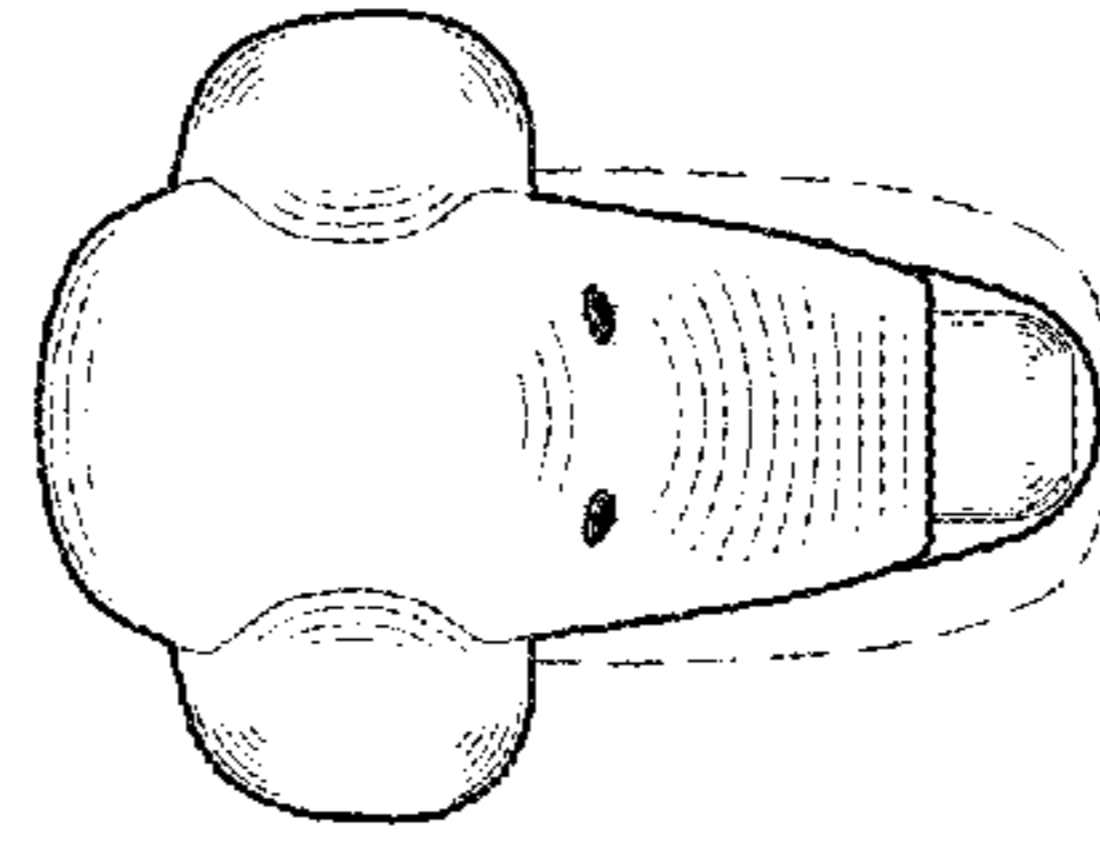


Fig. 2




Fig. 3

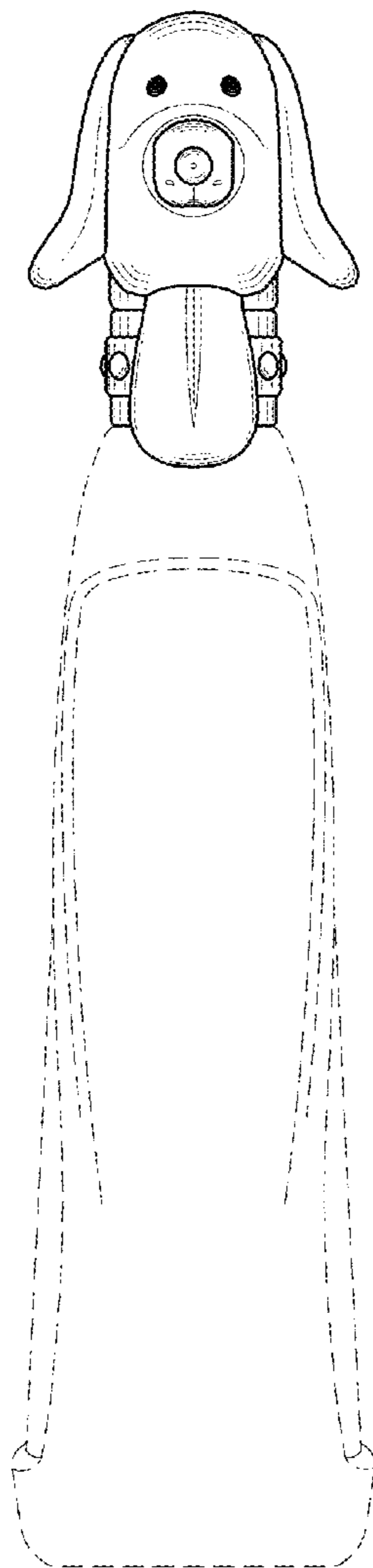


Fig. 4




Fig. 5