



US00D670991S

(12) **United States Design Patent**
Steinhobel et al.

(10) **Patent No.:** **US D670,991 S**

(45) **Date of Patent:** **** *Nov. 20, 2012**

(54) **PAIR OF HANDLES**

(75) Inventors: **Brian Arthur Steinhobel**, Johannesburg (ZA); **Charles William Halsted**, Sandton (ZA)

(73) Assignee: **Ussher Inventions (Proprietary) Limited** (ZA)

(*) Notice: This patent is subject to a terminal disclaimer.

(**) Term: **14 Years**

(21) Appl. No.: **29/398,964**

(22) Filed: **Aug. 8, 2011**

Related U.S. Application Data

(63) Continuation-in-part of application No. 29/358,122, filed on Mar. 23, 2010, now Pat. No. Des. 649,002.

(30) **Foreign Application Priority Data**

Sep. 23, 2009 (ZA) A2009/01449

(51) **LOC (9) Cl.** **08-05**

(52) **U.S. Cl.** **D8/107**

(58) **Field of Classification Search** D8/300, D8/107, 97, 99, 303; 16/110.1, 421, 422, 16/426, 430, 431

See application file for complete search history.

(56) **References Cited**

U.S. PATENT DOCUMENTS

D119,400 S 8/1939 Skelton
D121,502 S 7/1940 Weaver
D142,468 S * 10/1945 Bremer D32/48
D144,446 S * 4/1946 Black D8/303

2,520,355 A * 8/1950 Bell 30/340
D185,398 S 6/1959 Todt, Jr.
D188,788 S 9/1960 Lamb
D193,496 S 8/1962 Jacoff
3,122,774 A 3/1964 Lamb
3,276,120 A 10/1966 Scott et al.
D234,838 S 4/1975 Culling
D240,495 S 7/1976 Koppe
4,038,719 A * 8/1977 Bennett 16/430
D253,219 S 10/1979 Meyer
D261,217 S 10/1981 Mutch
D269,849 S * 7/1983 Morgan D8/303
D279,254 S 6/1985 Smith et al.

(Continued)

Primary Examiner — Paula Greene

(74) *Attorney, Agent, or Firm* — Carlson, Gaskey & Olds PC

(57) **CLAIM**

The ornamental design for a pair of handles, as shown and described.

DESCRIPTION

FIG. 1 is a perspective view of a right-hand handle and a pair of handles showing our new design, the left-handle handle is a mirror image of the right-hand handle;

FIG. 2 is a front view of the handle of FIG. 1;

FIG. 3 is a rear view of the handle of FIG. 1;

FIG. 4 is a right side view of the handle of FIG. 1;

FIG. 5 is a left side view of the handle of FIG. 1;

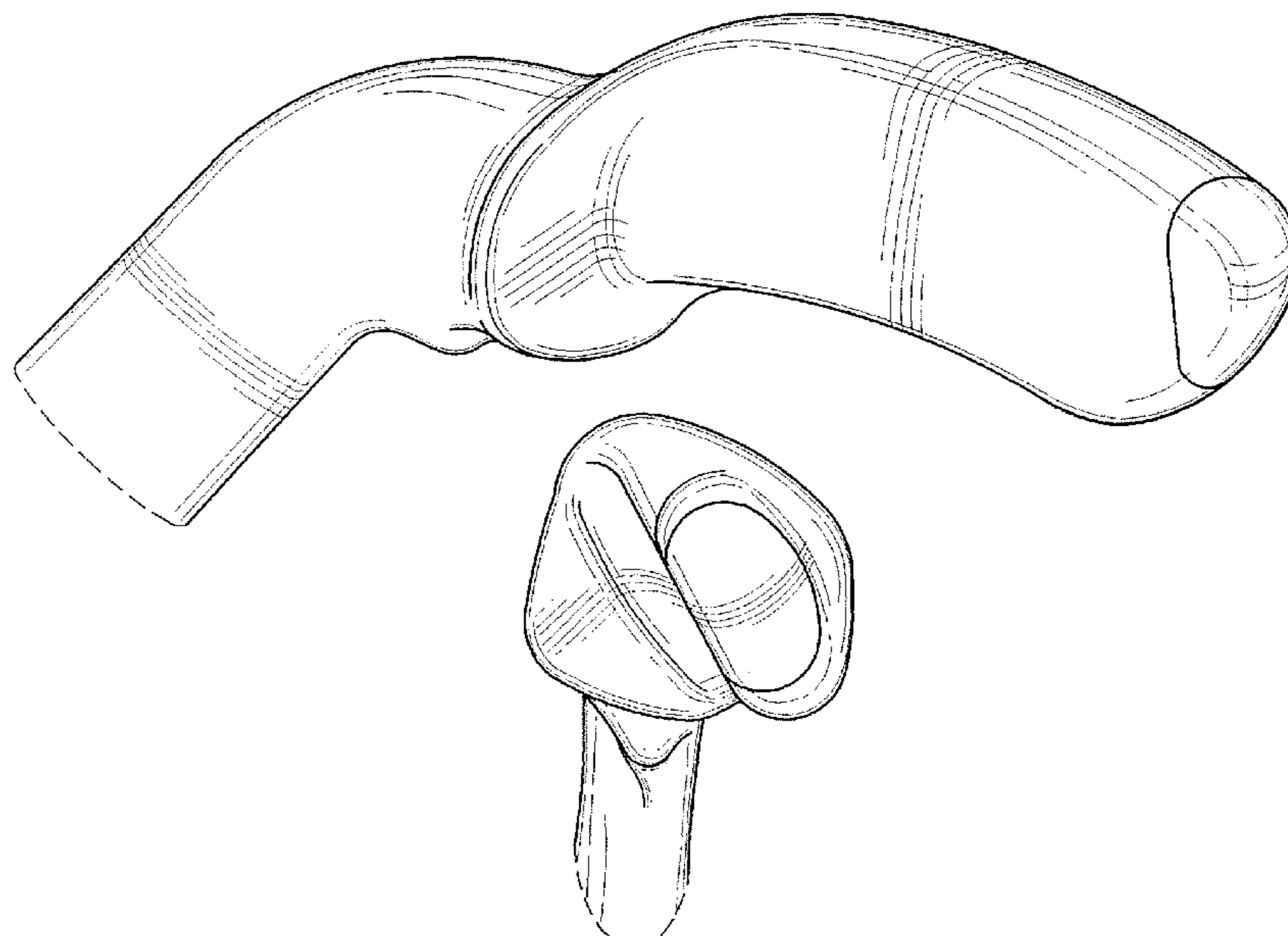
FIG. 6 is a top view of the handle of FIG. 1; and,

FIG. 7 is a bottom view of the handle of FIG. 1.

The broken lines form no part of the claimed design.

The design is for a pair of handles, particularly suitable for use on a wheelbarrow. The handles are mirror images of each other forming a left hand handle and a right hand handle. Each handle is ergonomically shaped for the appropriate hand of a user.

1 Claim, 6 Drawing Sheets



US D670,991 S

Page 2

U.S. PATENT DOCUMENTS

4,592,109	A *	6/1986	Borea et al.	15/172	D397,018	S	8/1998	Mosley	
4,934,024	A *	6/1990	Sexton	16/421	D403,228	S	12/1998	Halls et al.	
4,950,013	A *	8/1990	Yonkers	294/49	D417,381	S *	12/1999	Bhatti	D8/107
D325,236	S	4/1992	Pironti		D464,554	S	10/2002	Chen	
5,159,851	A *	11/1992	Rahmes	74/551.9	6,530,125	B2 *	3/2003	Shippert	16/430
D356,021	S *	3/1995	Hull et al.	D8/107	D474,896	S	5/2003	Riddell	
D360,122	S *	7/1995	Rich et al.	D8/107	D495,685	S	9/2004	Hirano	
5,692,265	A	12/1997	Dalury		D516,895	S	3/2006	Minkler et al.	
D388,684	S *	1/1998	Irwin	D8/303	D589,619	S	3/2009	Wu	
D393,791	S	4/1998	Halls et al.		D649,002	S *	11/2011	Steinhobel et al.	D8/107

* cited by examiner

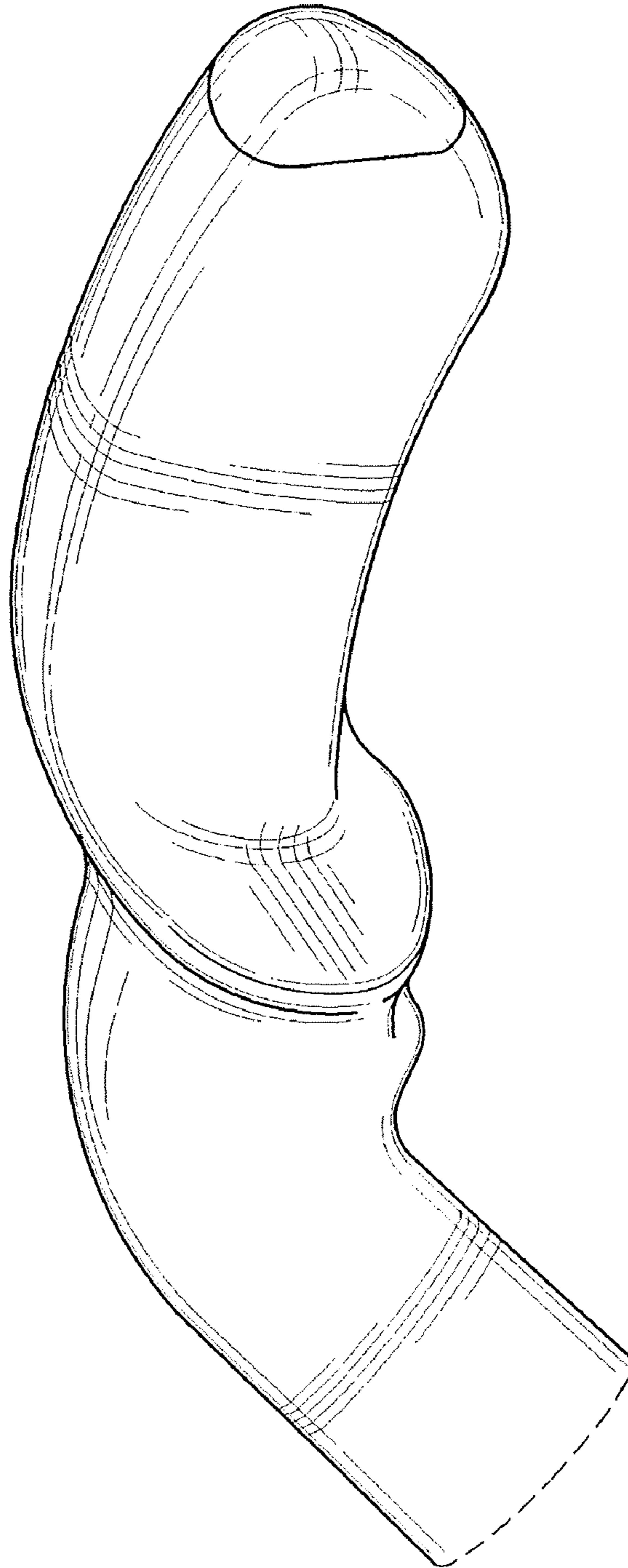


FIG 1

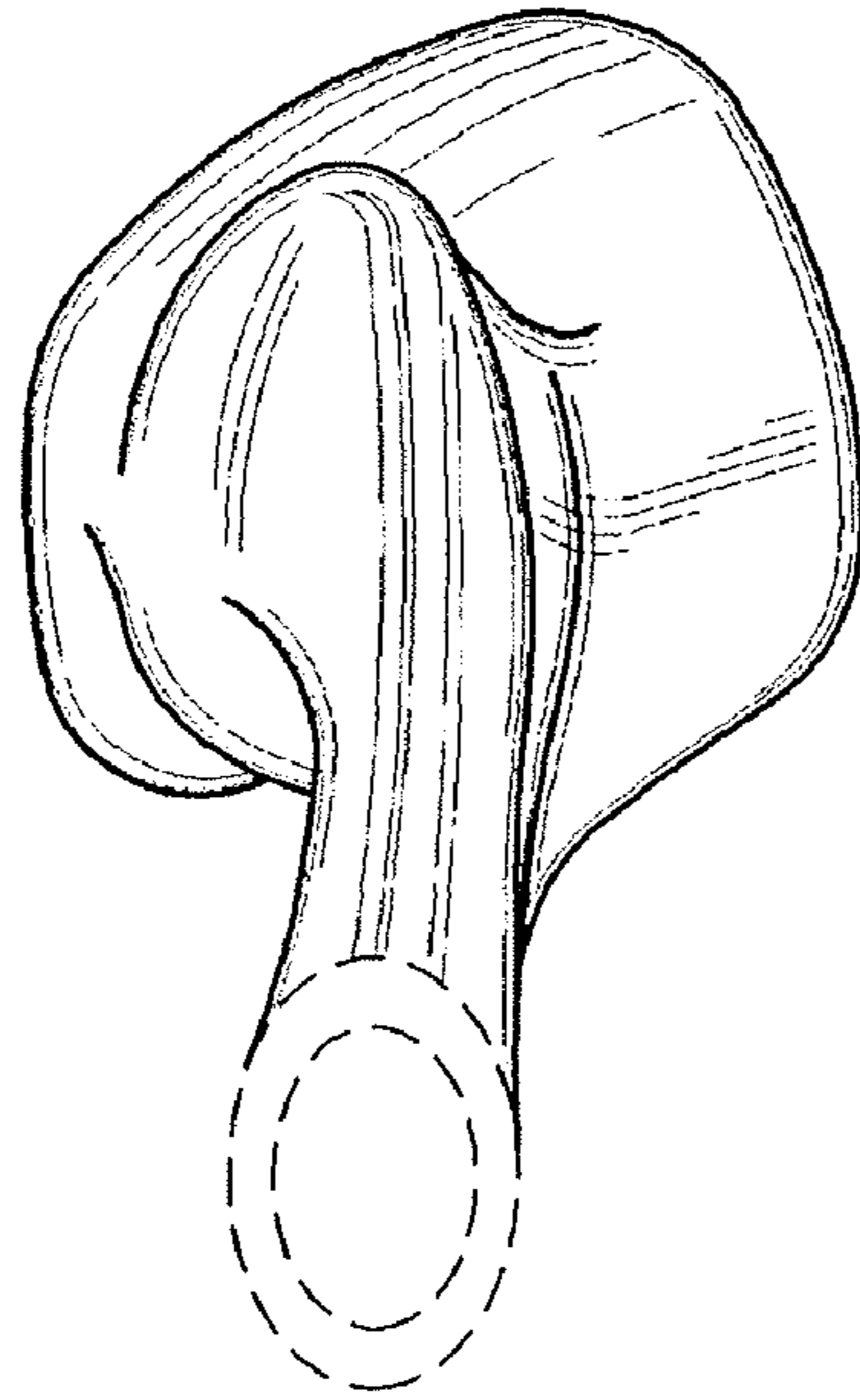


FIG 2

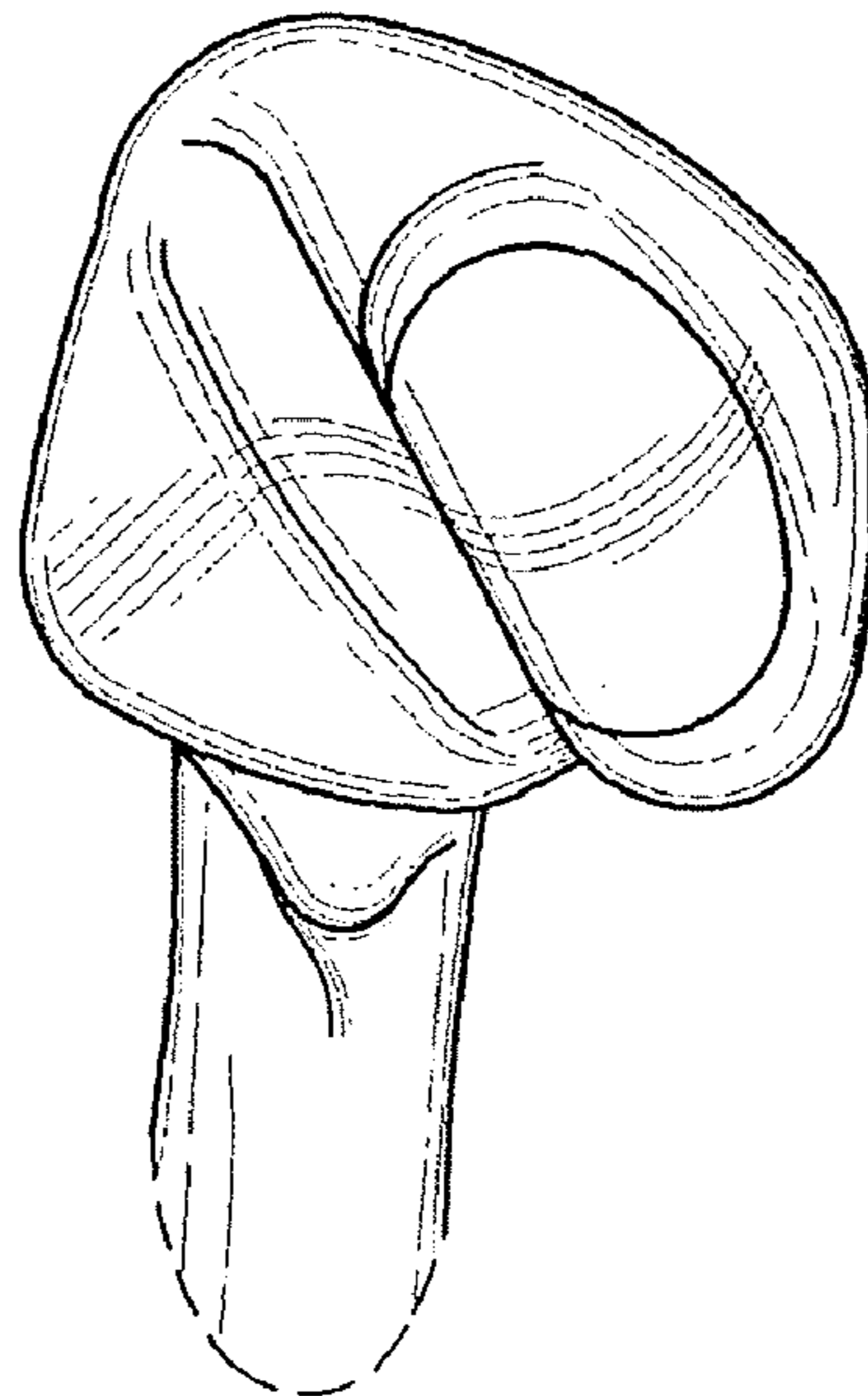


FIG 3

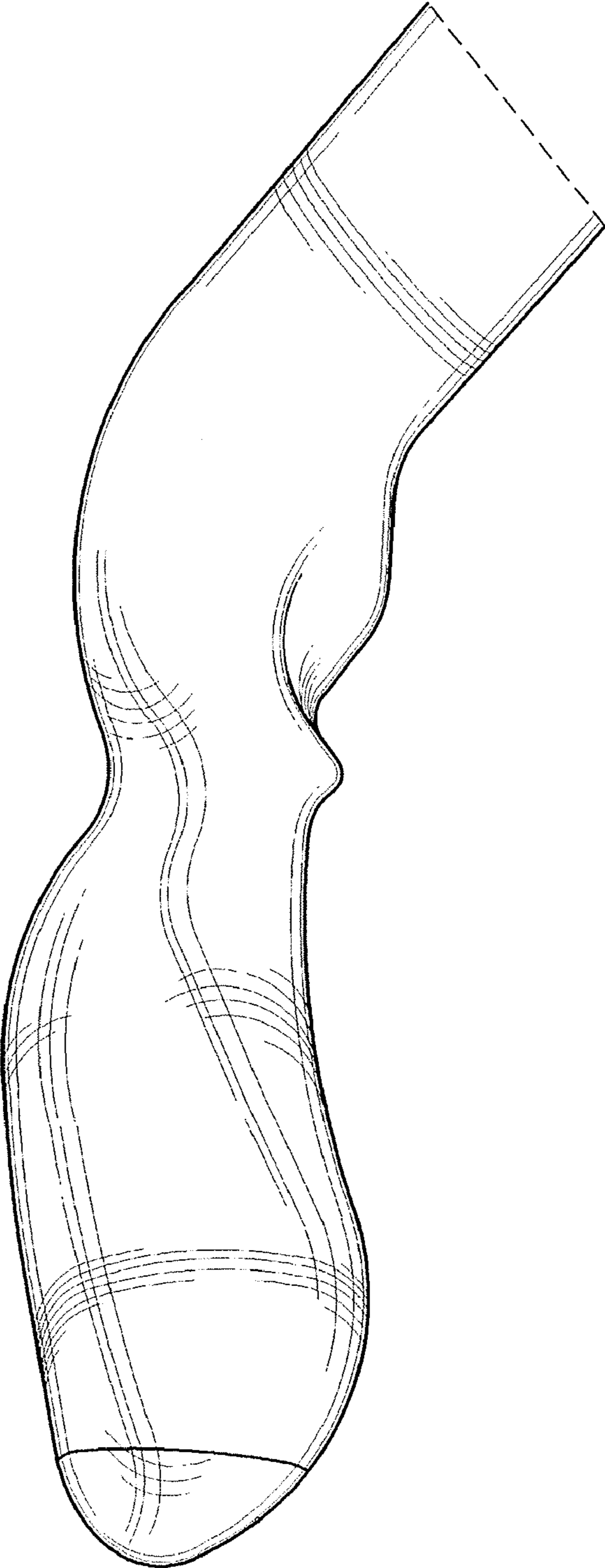


FIG 4

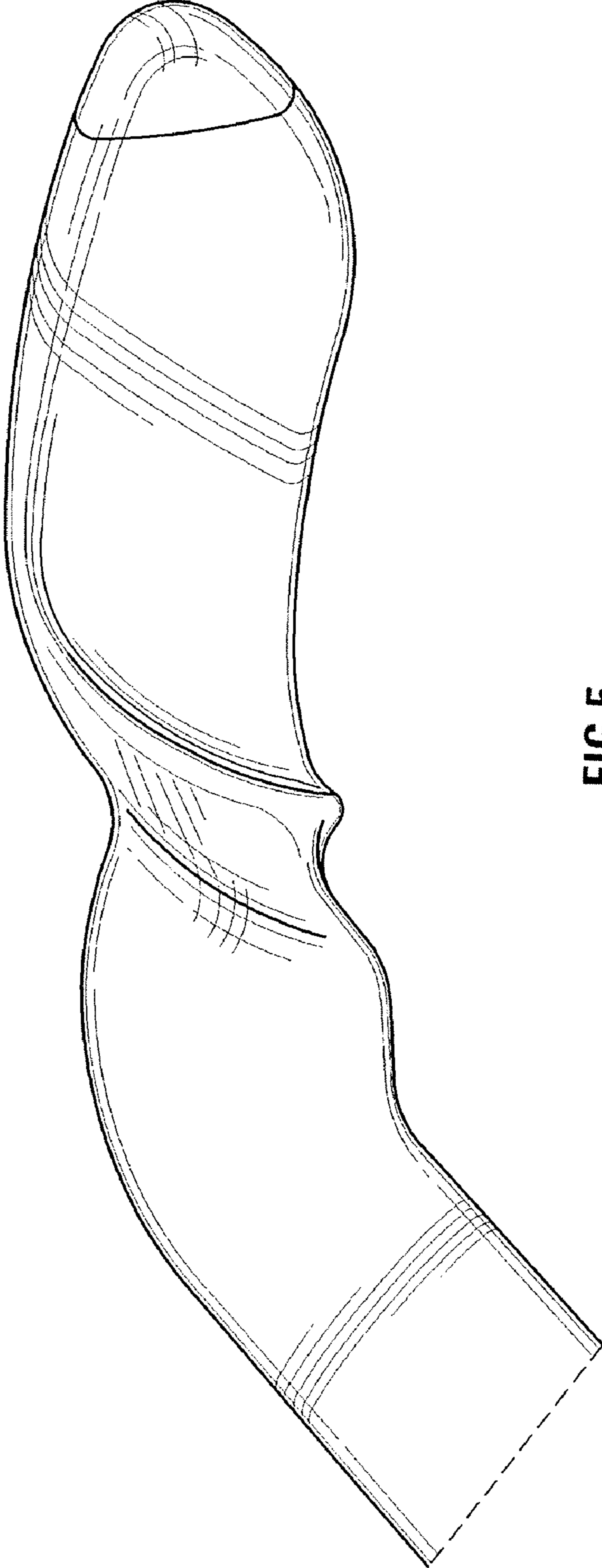


FIG 5

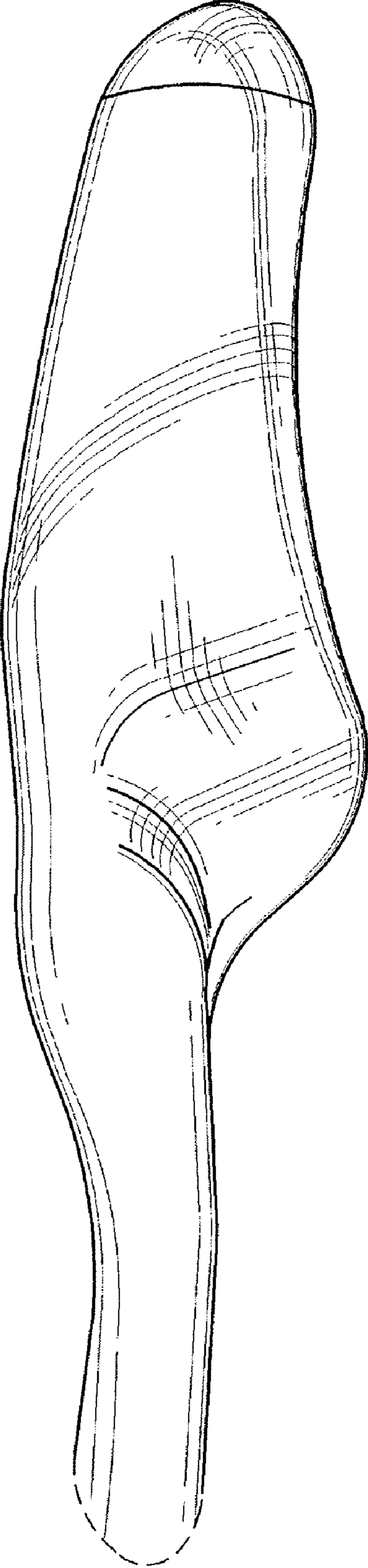


FIG 6

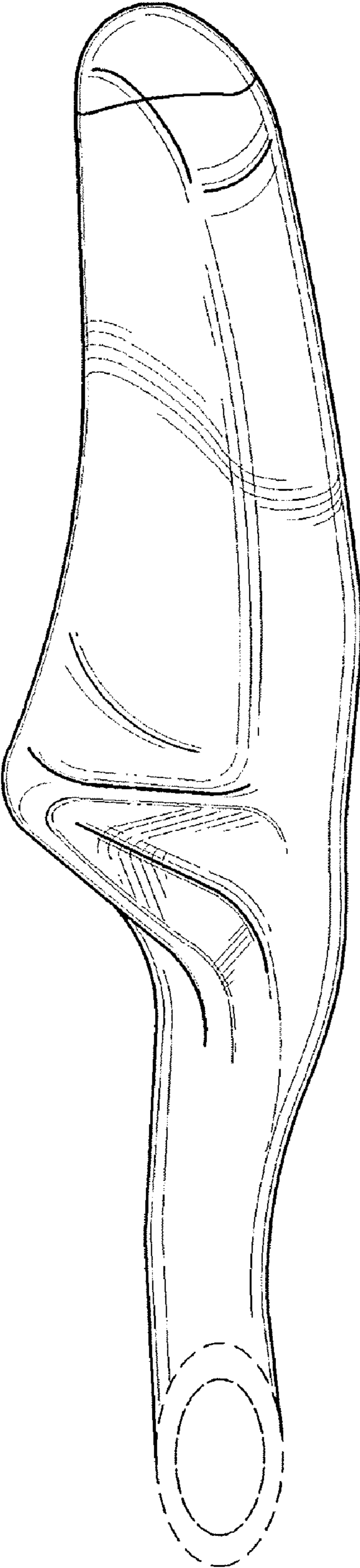


FIG 7