



US00D670985S

(12) **United States Design Patent**
Tompkin

(10) **Patent No.:** **US D670,985 S**

(45) **Date of Patent:** **** Nov. 20, 2012**

(54) **CORKED BOTTLE OPENER**

(75) Inventor: **Crispian Tompkin**, Los Angeles, CA
(US)

(73) Assignee: **MerchSource, LLC**, Foothill Ranch, CA
(US)

(**) Term: **14 Years**

(21) Appl. No.: **29/398,180**

(22) Filed: **Jul. 27, 2011**

(51) **LOC (9) Cl.** **07-99**

(52) **U.S. Cl.** **D8/40; D8/42; D26/49**

(58) **Field of Classification Search** D8/14,
D8/16-19, 33-43, 88, 89, 105; D26/37,
D26/38, 42, 46, 47, 49; 7/113, 151-156;
30/400-410, 416-430, 433, 434, 443, 450;
81/3.07, 3.09, 3.2, 3.27, 3.29, 3.31, 3.35,
81/3.37, 3.4, 3.45, 3.48, 3.49, 3.55

See application file for complete search history.

(56) **References Cited**

U.S. PATENT DOCUMENTS

D213,401	S	*	2/1969	Holder	D8/14
3,539,800	A	*	11/1970	Doring	D26/49
D294,869	S	*	3/1988	Kwan	D26/49
D299,001	S	*	12/1988	Barnett	D8/42
D312,032	S	*	11/1990	Segato	D8/42
D319,955	S	*	9/1991	Keller et al.	D8/21
D325,100	S	*	3/1992	Usami	D26/49
5,351,579	A		10/1994	Metz et al.		
5,503,047	A		4/1996	Brockington		
5,724,869	A		3/1998	May		
D403,447	S	*	12/1998	Parsons	D26/37
D455,512	S	*	4/2002	MacKool	D26/49
D475,261	S	*	6/2003	Lee	D8/36
D490,919	S	*	6/2004	Wiesmeth	D26/37
6,752,041	B2		6/2004	Lee		

D516,885	S	*	3/2006	Yang	D8/33
D617,160	S	*	6/2010	Spiller	D8/14
2002/0178867	A1		12/2002	Lun		

OTHER PUBLICATIONS

http://compare.ebay.com/like/270839073199?_lwgsl=y<yp=AllFixedPriceItemTypes&var=sbar, Aug. 1, 2012.
<http://www.target.com/p/oster-inspire-cordless-rechargeable-wine-bottle-opener-4207/-/A-10210627>, Aug. 6, 2012.
<http://www.newegg.com/Product/Product.aspx?Item=N82E16896106039>, Aug. 6, 2012.

* cited by examiner

Primary Examiner — Garth Rademaker

(74) *Attorney, Agent, or Firm* — The Eclipse Group LLP

(57) **CLAIM**

I claim the ornamental design for a corked bottle opener, as shown and described.

DESCRIPTION

FIG. 1 is a perspective view of the right side of a corked bottle opener.

FIG. 2 is a front elevation view of the corked bottle opener illustrated in FIG. 1.

FIG. 3 is a rear elevation view of the corked bottle opener illustrated in FIG. 1.

FIG. 4 is a top view of the corked bottle opener illustrated in FIG. 1.

FIG. 5 is a bottom view of the corked bottle opener illustrated in FIG. 1.

FIG. 6 is an elevation view of the right side of the corked bottle opener illustrated in FIG. 1; and,

FIG. 7 is an elevation view of the left side of the corked bottle opener illustrated in FIG. 1.

The portions of the corked bottle opener in broken lines are shown for illustrative purposes only and form no part of the claimed design.

1 Claim, 3 Drawing Sheets

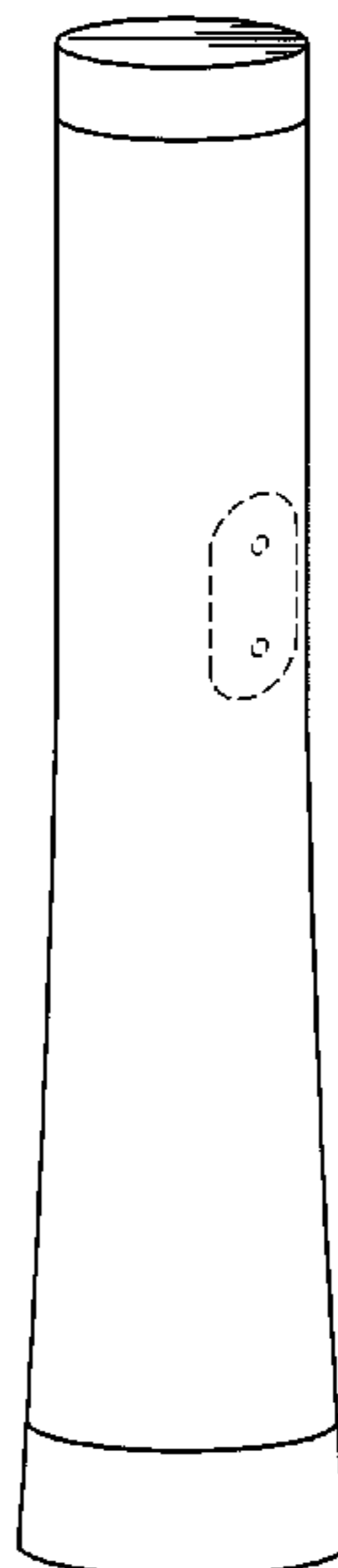


FIG. 1

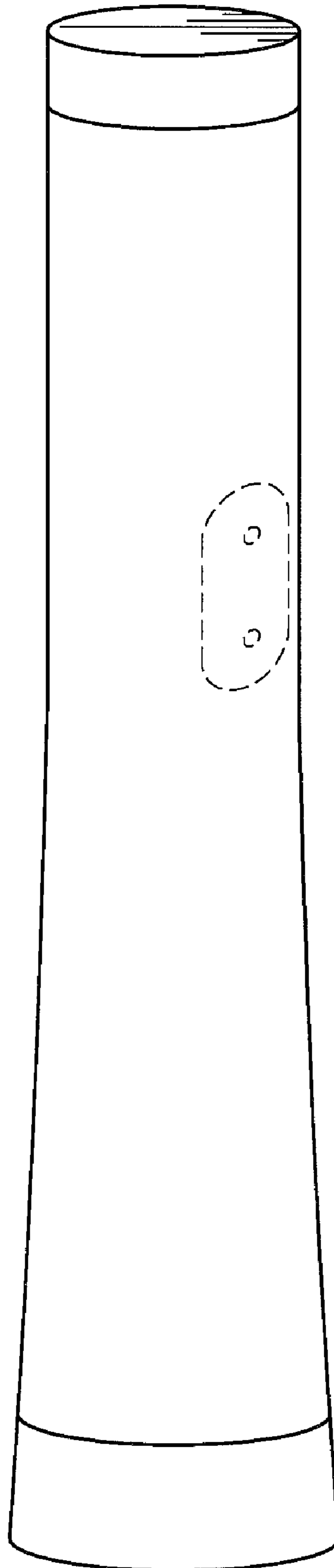


FIG. 2

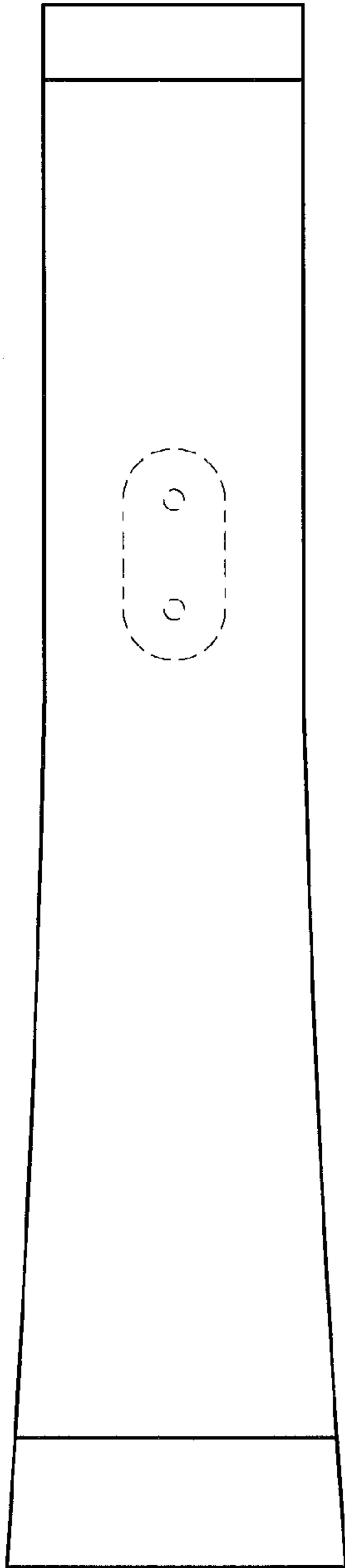


FIG. 3




FIG. 4

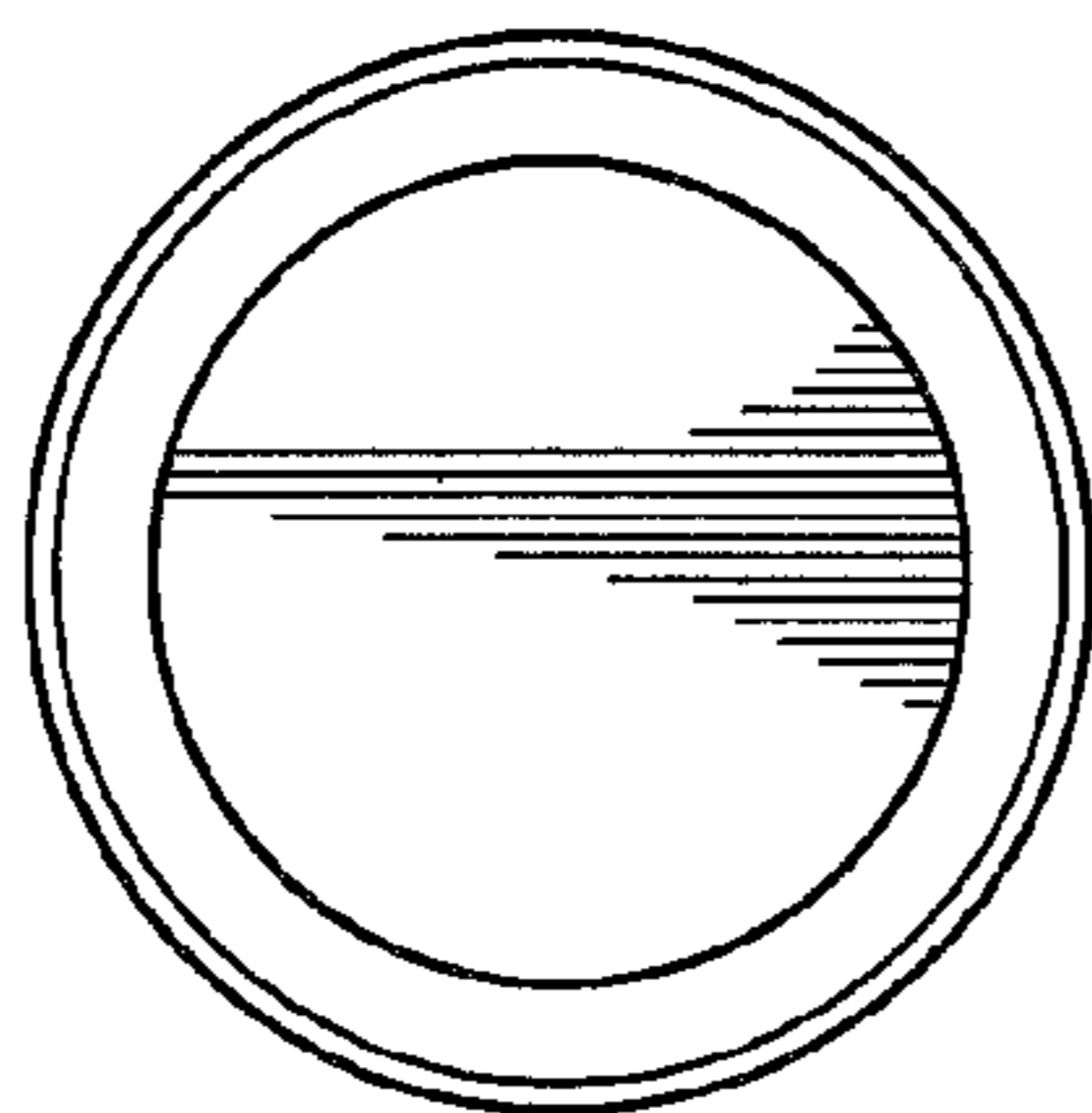


FIG. 5

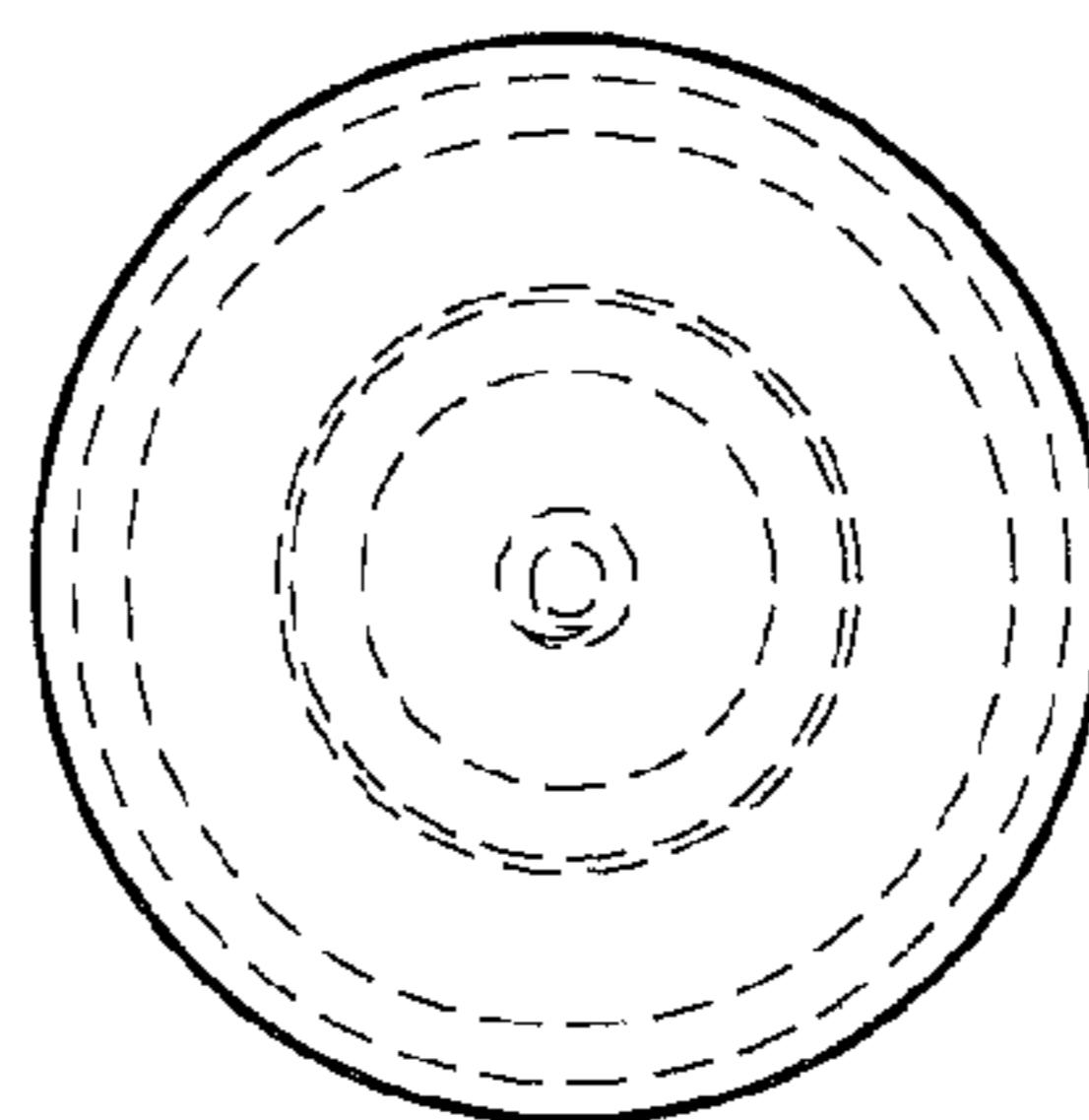


FIG. 6

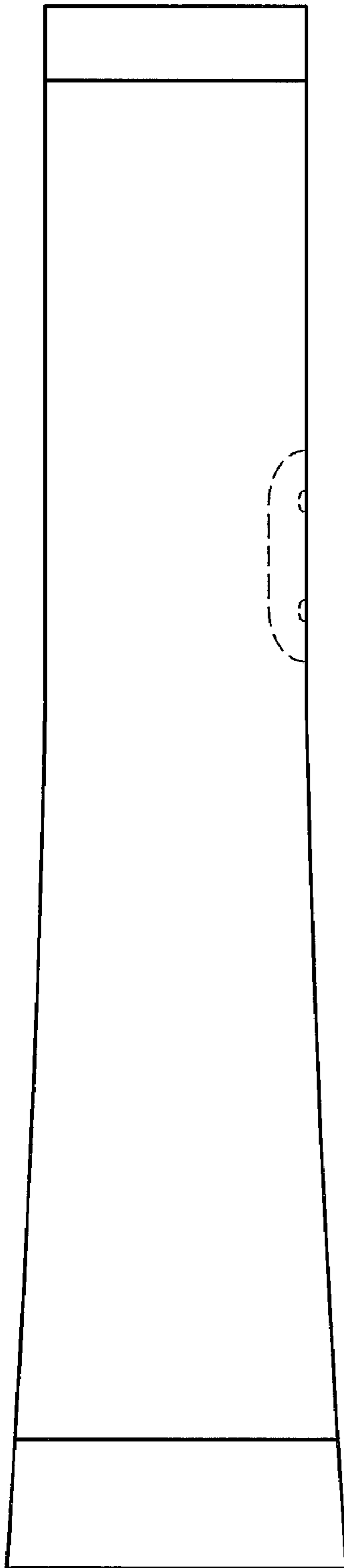


FIG. 7

