



US00D670955S

(12) **United States Design Patent**
Bogani

(10) **Patent No.:** **US D670,955 S**

(45) **Date of Patent:** **** Nov. 20, 2012**

(54) **PAN**

(75) Inventor: **Giuseppe Bogani**, Rovellasca (IT)

(73) Assignee: **GBB Srl**, Lazzate (MB) (IT)

(**) Term: **14 Years**

(21) Appl. No.: **29/371,655**

(22) Filed: **Jun. 24, 2011**

(30) **Foreign Application Priority Data**

Dec. 28, 2010 (EM) 001799313-0001/0005

(51) **LOC (9) Cl.** **07-02**

(52) **U.S. Cl.** **D7/354**

(58) **Field of Classification Search** D7/323,

D7/354-363, 391, 393, 395, 402, 409, 538,
D7/542-545, 554.2, 551.1, 552.2, 566, 570,
D7/584-587, 698; 99/279, 324-325, 330-332,
99/337-340, 369, 403-425, 444, 450; 126/25 A,
126/41 R, 275 R, 380.1, 390.1; 206/501-505,
206/507-508; 219/400, 405, 435-442, 620-624,
219/725, 730-735, 754-755; 220/4.26, 485,
220/491, 573.1-573.5, 574, 607, 658, 676,
220/759, 771, 912; 426/438, 441, 523

See application file for complete search history.

(56) **References Cited**

U.S. PATENT DOCUMENTS

D28,378 S *	3/1898	Geering	D7/391
3,283,696 A *	11/1966	Randolph	99/425
D312,941 S *	12/1990	Zivin	D7/545
D416,437 S *	11/1999	Cheng	D7/391
D458,079 S *	6/2002	Candianides	D7/391
D458,798 S *	6/2002	Kellermann	D7/360
D459,147 S *	6/2002	Candianides	D7/391
D495,560 S *	9/2004	Swoboda	D7/551.1
D509,402 S *	9/2005	Ferrer	D7/360
D538,583 S *	3/2007	Schuler	D7/354
D568,091 S *	5/2008	Garcia	D7/354
D580,214 S *	11/2008	Dodane	D7/361
D622,558 S *	8/2010	Norton et al.	D7/698

* cited by examiner

Primary Examiner — Ricky Pham

(74) *Attorney, Agent, or Firm* — Jacobson Holman PLLC

(57) **CLAIM**

The ornamental design for a pan, as shown and described.

DESCRIPTION

FIG. 1 is a perspective view showing my new design for a pan, FIG. 2 is a front view thereof, FIG. 3 is a rear view thereof, FIG. 4 is a left side view thereof, FIG. 5 is a right side view thereof, FIG. 6 is a top view thereof; and, FIG. 7 is a bottom view thereof.

The portions shown in dotted lines are for illustrative purposes only and show a handle cooperating with the pan of the present invention, and form no part of the claimed design.

1 Claim, 4 Drawing Sheets

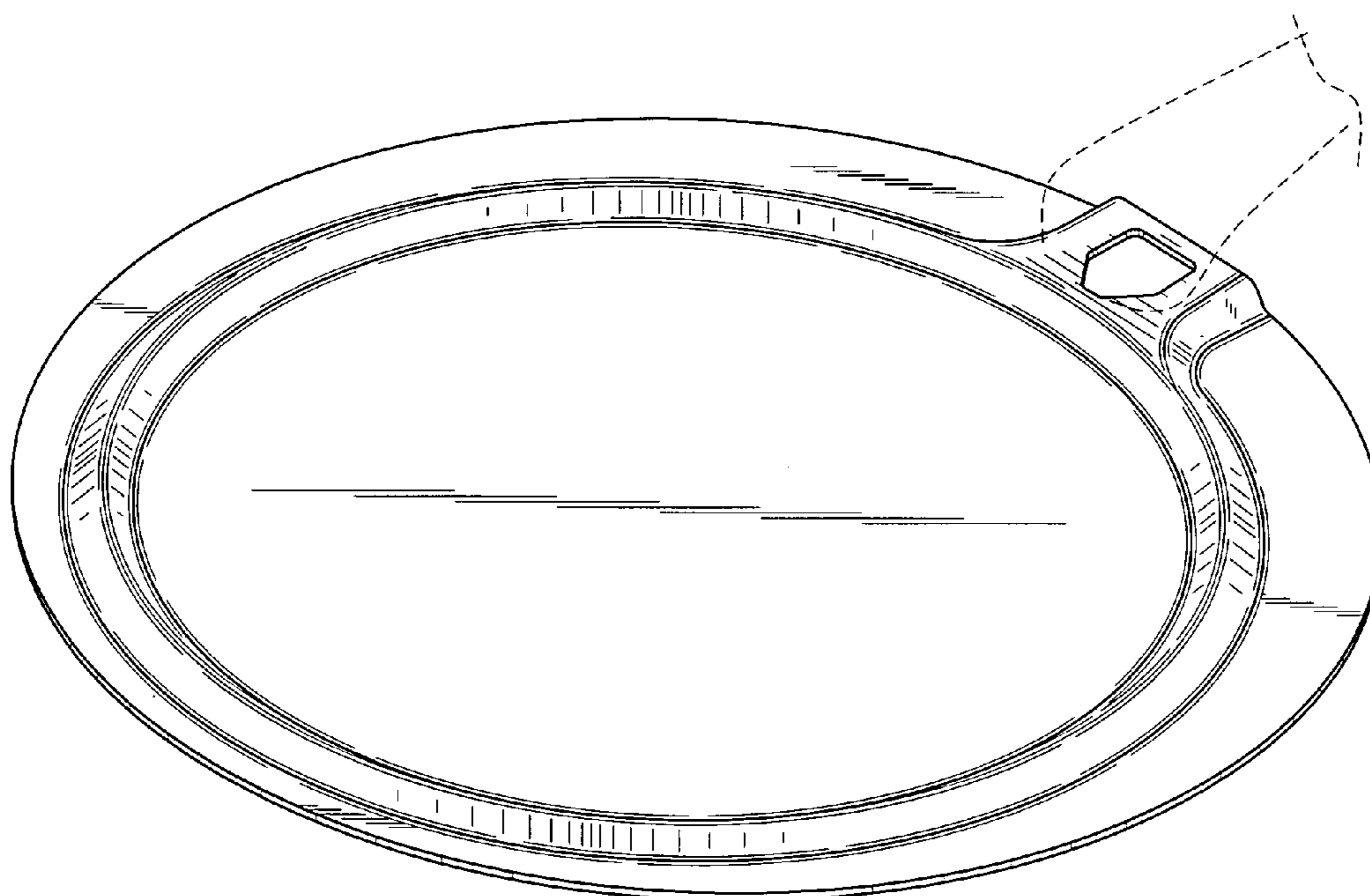


FIG. 1

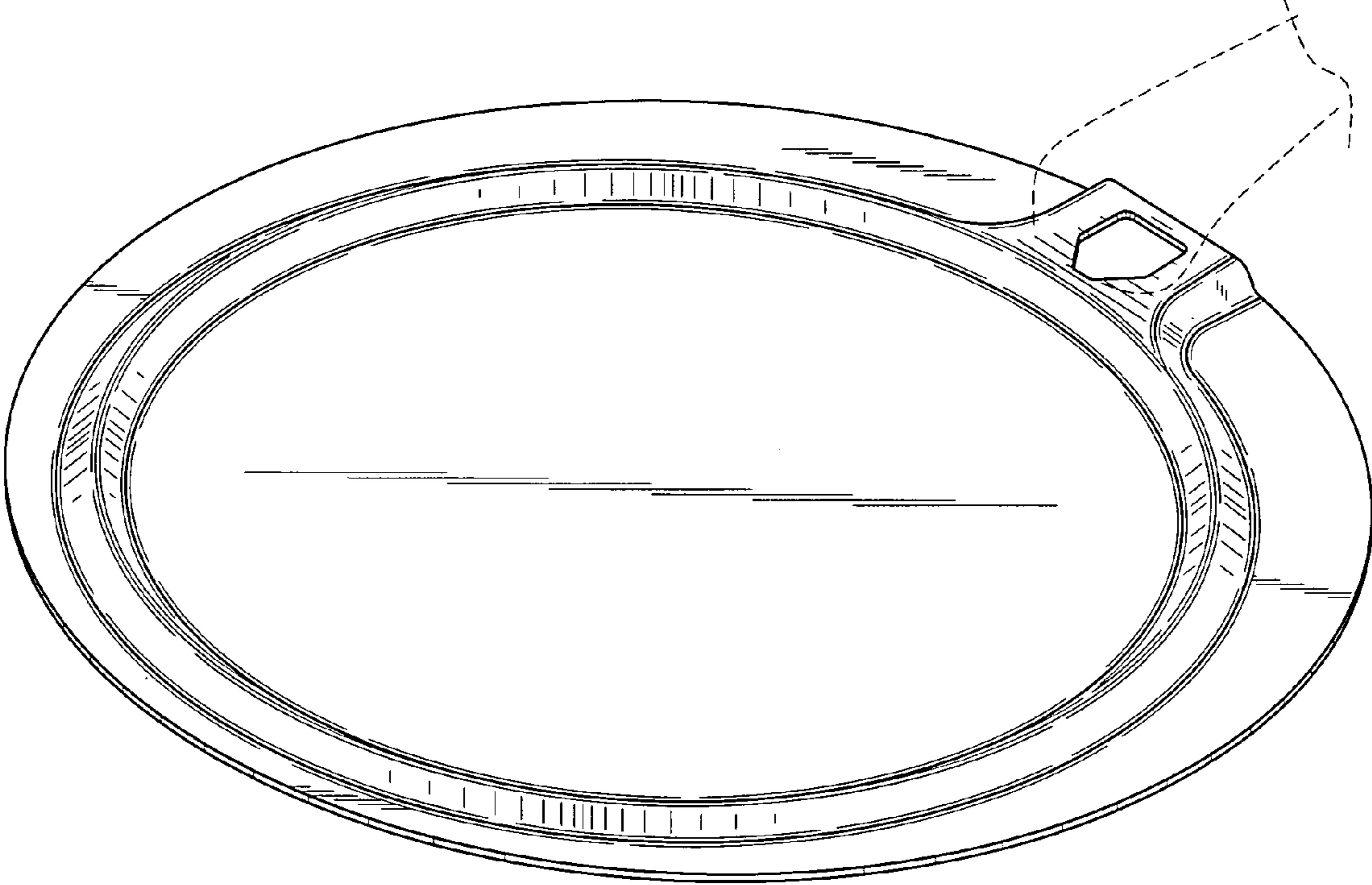


FIG. 2

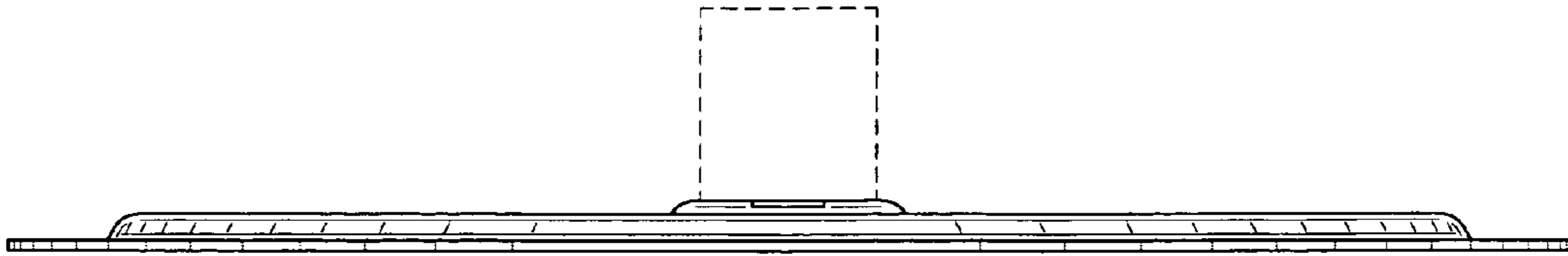


FIG. 3

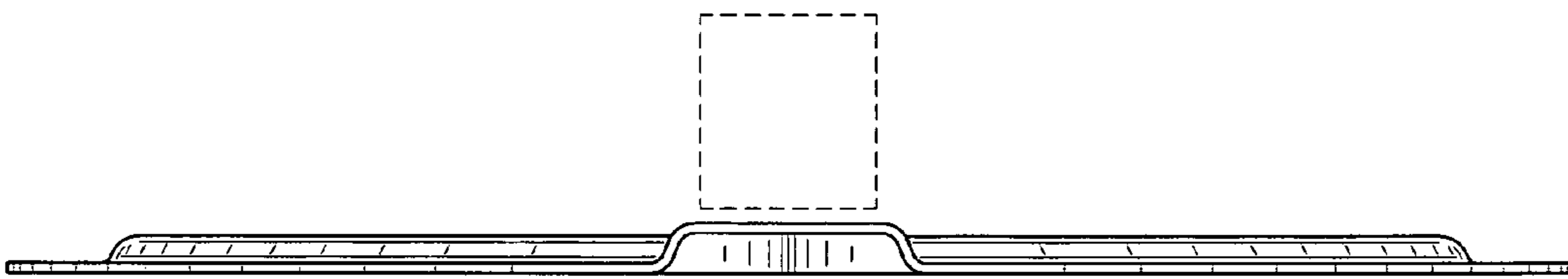


FIG. 4



FIG. 5




FIG. 6

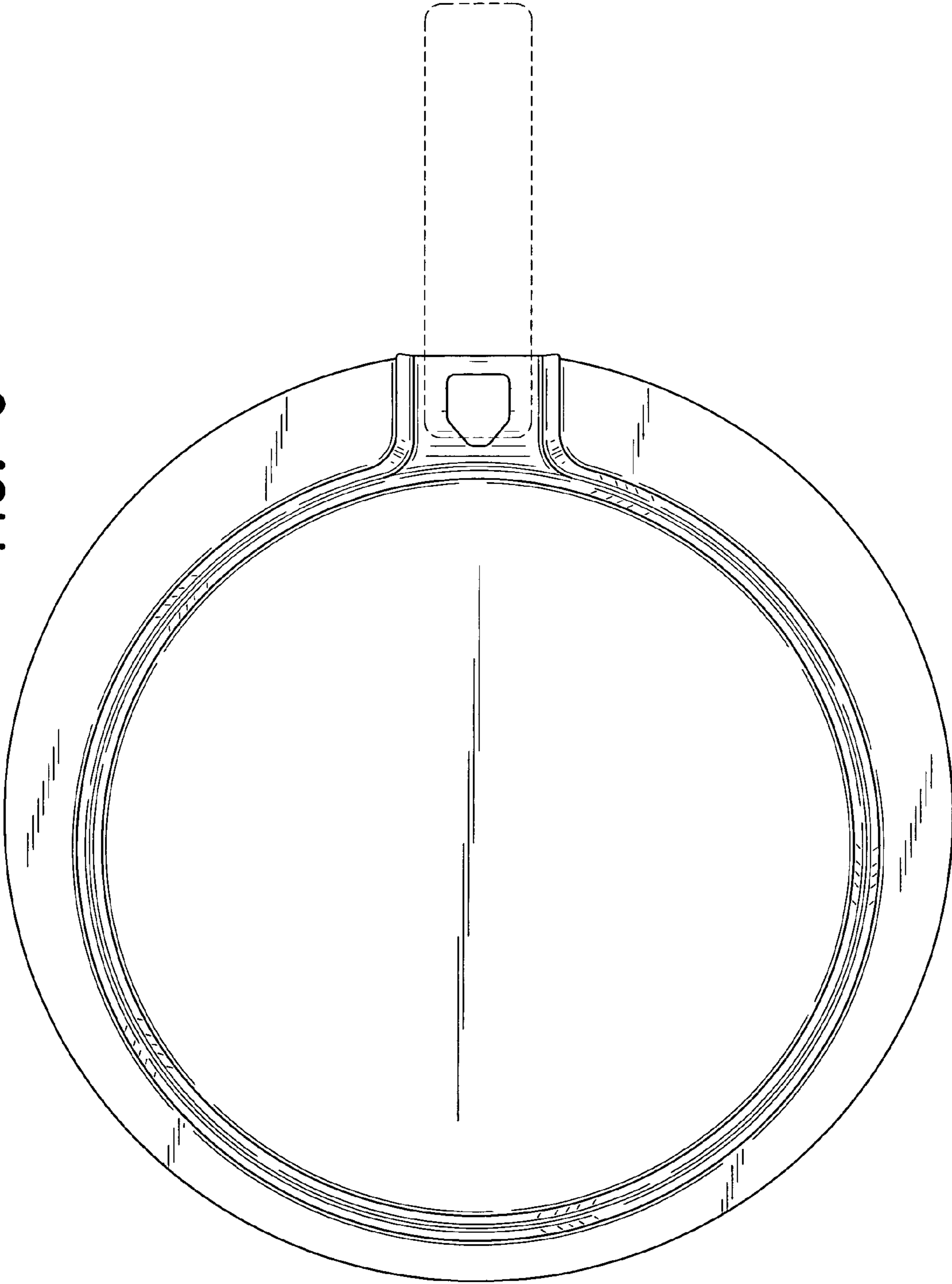


FIG. 7

