



US00D670940S

(12) **United States Design Patent**
Lee

(10) **Patent No.:** **US D670,940 S**
(45) **Date of Patent:** **** Nov. 20, 2012**

- (54) **BACKREST FOR A BENCH**
- (76) Inventor: **Lawrence K. Lee**, Houston, TX (US)
- (**) Term: **14 Years**
- (21) Appl. No.: **29/389,579**
- (22) Filed: **Apr. 13, 2011**
- (51) **LOC (9) Cl.** **06-01**
- (52) **U.S. Cl.** **D6/502**
- (58) **Field of Classification Search** D6/334-336,
D6/358, 369, 370, 374, 376, 379, 380, 381,
D6/500, 501, 502; 297/181, 232, 451.9,
297/452.18, 452.63, 452.64
See application file for complete search history.

(56) **References Cited**

U.S. PATENT DOCUMENTS

D380,313 S *	7/1997	Slear	D6/370
D405,302 S *	2/1999	Lum	D6/502
D454,453 S *	3/2002	Lin	D6/502
D458,044 S *	6/2002	Slear et al.	D6/370

D472,082 S *	3/2003	Lenger	D6/502
D474,619 S *	5/2003	Arnold et al.	D6/370
D510,216 S *	10/2005	Ripper et al.	D6/502

* cited by examiner

Primary Examiner — Mimoso De

(74) *Attorney, Agent, or Firm* — Egbert Law Offices, PLLC

(57) **CLAIM**

The ornamental design for a backrest for a bench, as shown and described.

DESCRIPTION

FIG. 1 is an upper perspective view of the backrest for a bench showing my design.

FIG. 2 is a front view thereof;

FIG. 3 is a back view thereof;

FIG. 4 is a side view thereof;

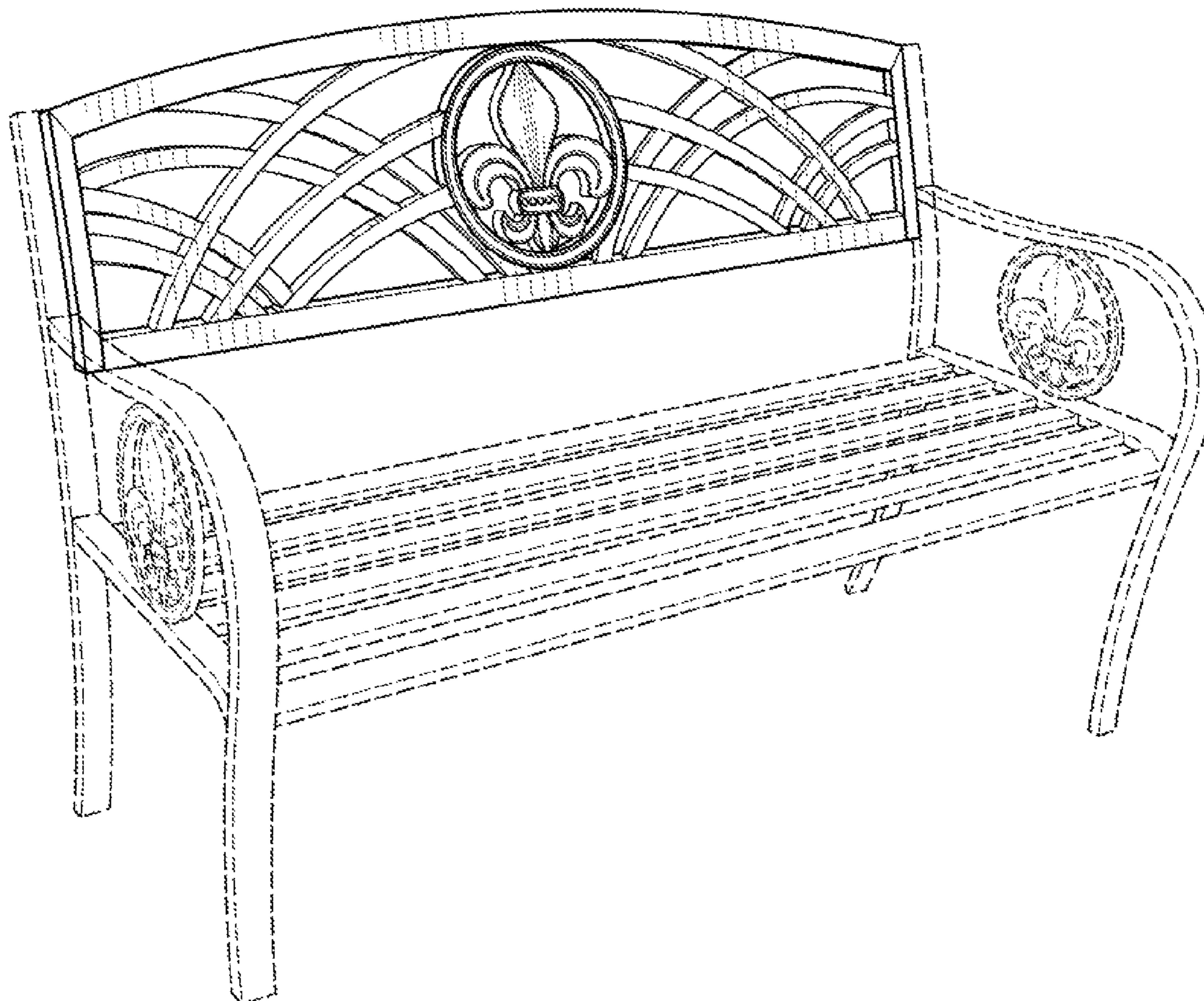
FIG. 5 is an opposite side view thereof;

FIG. 6 is a top view thereof; and,

FIG. 7 is a bottom view thereof.

The features presented in broken lines are for environmental purposes only and form no part of the claimed design.

1 Claim, 4 Drawing Sheets



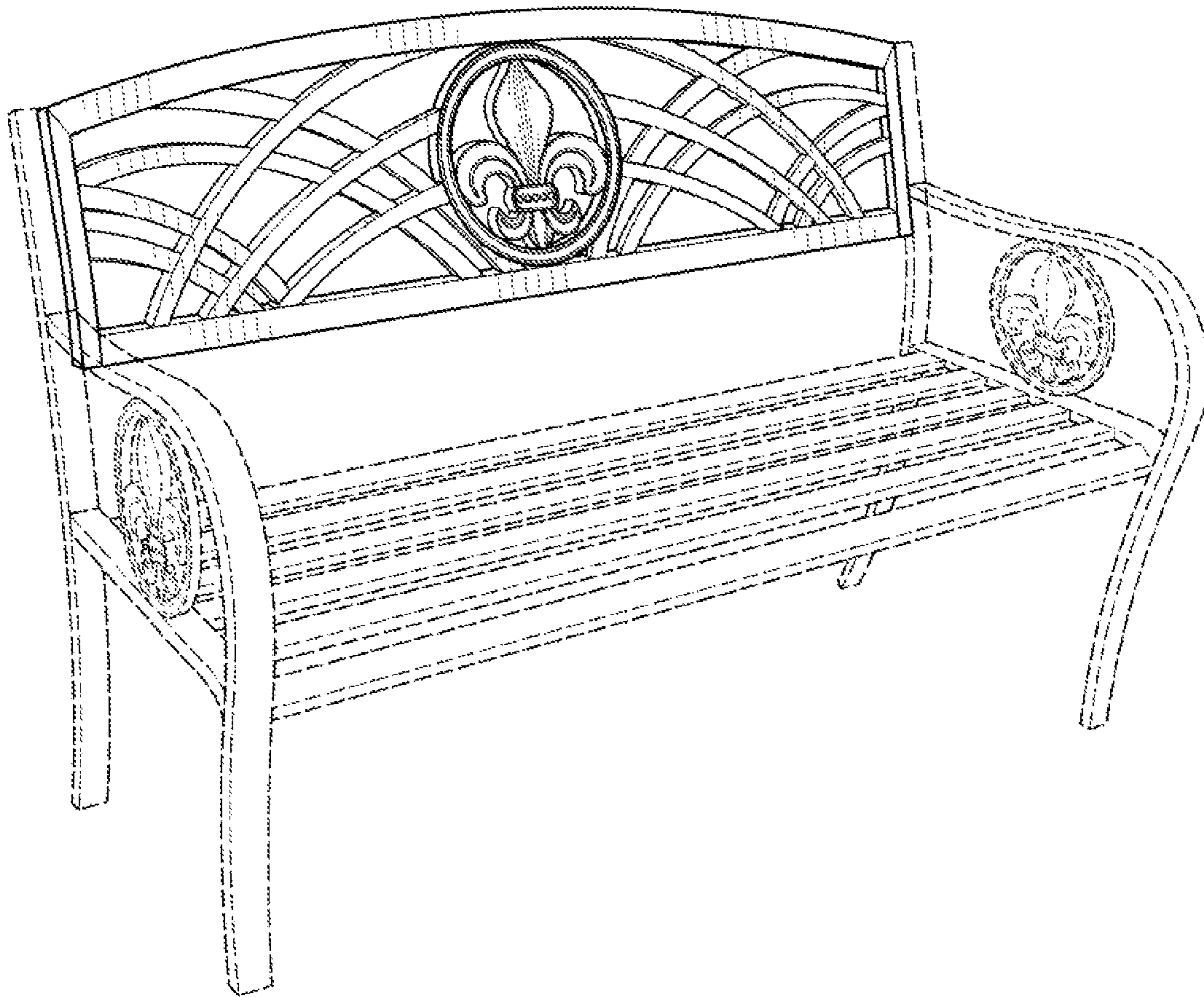


FIG. 1




FIG. 2



FIG. 3

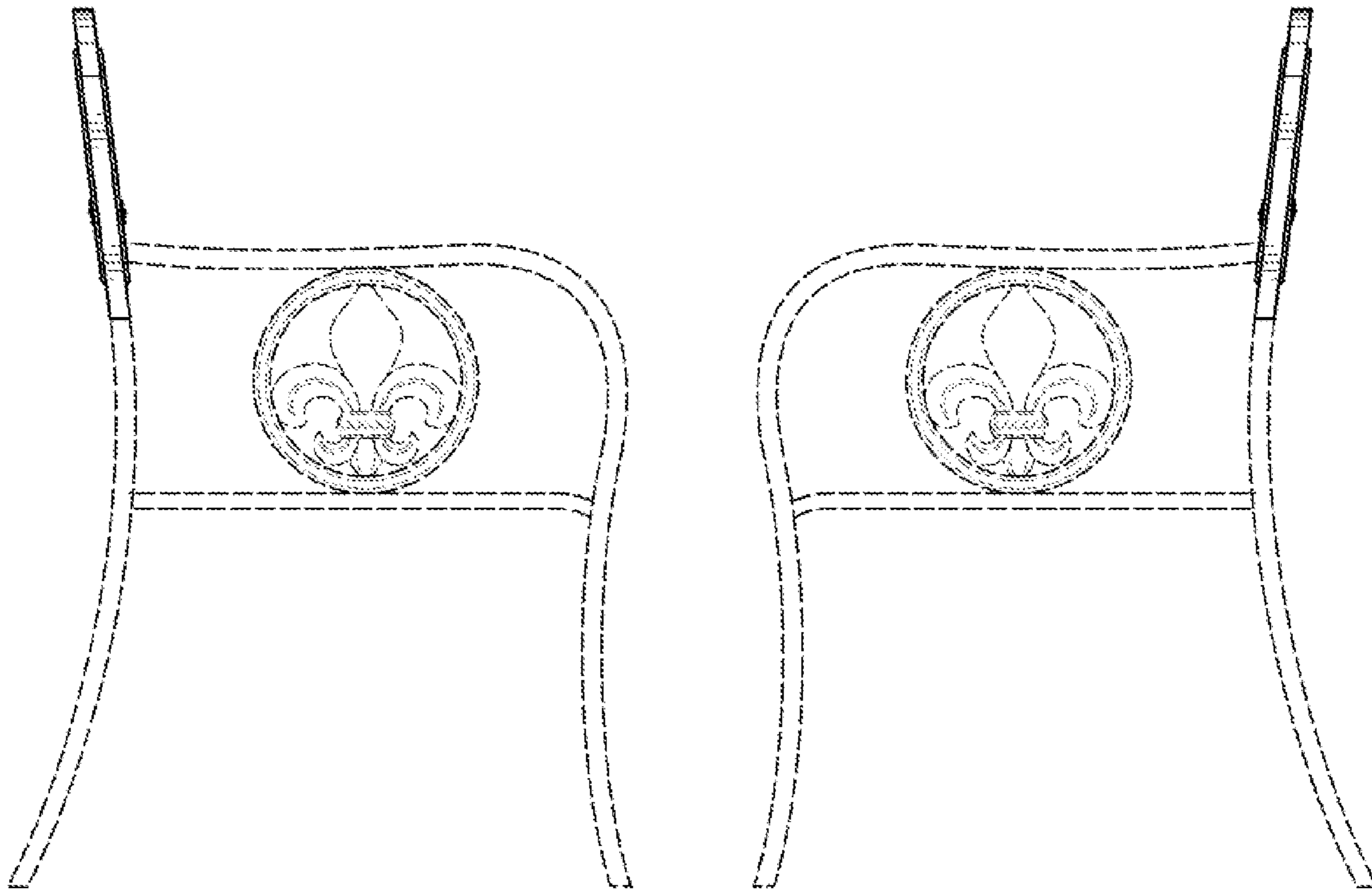


FIG. 4

FIG. 5

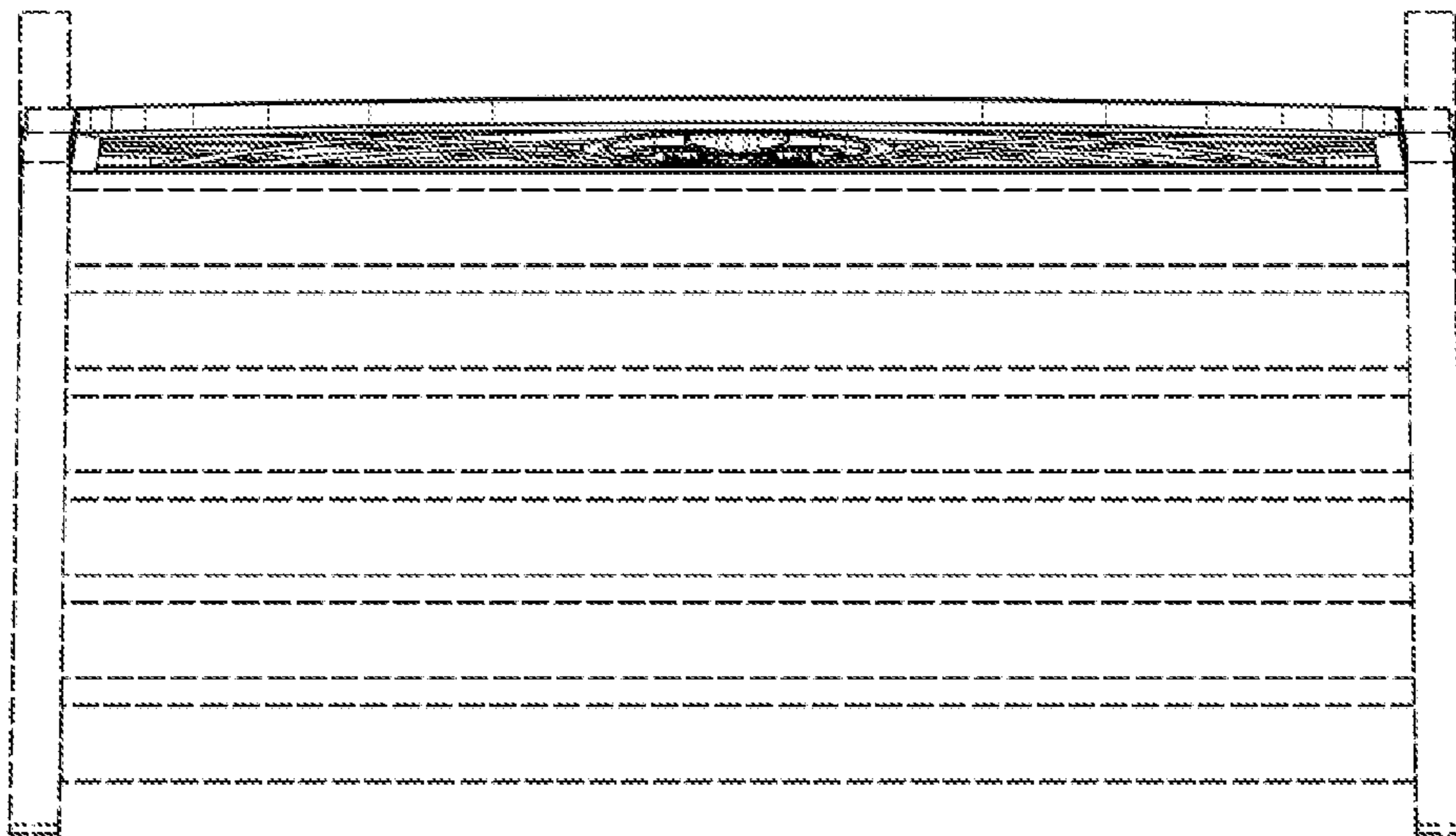


FIG. 6




FIG. 7