



US00D670935S

(12) **United States Design Patent**
Weldon

(10) **Patent No.:** **US D670,935 S**

(45) **Date of Patent:** **** Nov. 20, 2012**

(54) **BALL DISPLAY APPARATUS**

(56) **References Cited**

(75) Inventor: **John T. Weldon**, Pacific, MO (US)

U.S. PATENT DOCUMENTS

(73) Assignee: **INDUCOMP Corporation**, Pacific, MO (US)

D40,144 S *	7/1909	Clungeon	D20/29
D260,864 S *	9/1981	Perry	D11/157
D314,162 S *	1/1991	Long	D11/131
D348,378 S *	7/1994	Crane	D7/610
D367,547 S *	2/1996	Dunn	D28/67
D386,112 S *	11/1997	Wolf	D11/131
D391,100 S *	2/1998	Hawkersmith	D6/472
D393,288 S *	4/1998	Paolucci	D21/371
D397,887 S *	9/1998	Hawkersmith	D6/457
D464,216 S *	10/2002	Rone	D6/472
D575,965 S *	9/2008	Weldon	D6/434
D607,260 S *	1/2010	Lam	D7/325
D639,702 S *	6/2011	Jean-Denis	D11/131

(**) Term: **14 Years**

(21) Appl. No.: **29/426,674**

(22) Filed: **Jul. 9, 2012**

Related U.S. Application Data

(60) Division of application No. 29/410,987, filed on Jan. 13, 2012, which is a continuation of application No. 12/392,953, filed on Feb. 25, 2009.

(51) **LOC (9) Cl.** **06-04**

(52) **U.S. Cl.** **D6/472**

(58) **Field of Classification Search** D6/411,
D6/415, 434, 455-472, 491-495; D7/325,
D7/398, 601, 610, 701-708; D9/418, 425,
D9/435, 438, 455; D11/131, 157; D20/29;
D21/371; D28/67; 206/6.1, 413, 459.5,
206/481, 566; 211/4, 13.1, 30, 85.2, 163,
211/165, 181.1, 182, 190, 197, 205; 248/27.8,
248/121, 152, 175, 465.1, 511-512, 519;
428/14

See application file for complete search history.

* cited by examiner

Primary Examiner — Ricky Pham

(74) *Attorney, Agent, or Firm* — Senniger Powers LLP

(57) **CLAIM**

The ornamental design for a ball display apparatus, as shown and described.

DESCRIPTION

FIG. 1 is a perspective of the present invention;
FIG. 2 is a front elevation of the invention, the right, left and rear elevations being substantially identical thereto;
FIG. 3 is a top plan of the invention; and,
FIG. 4 is a bottom plan of the invention.
The broken lines shown in the drawings indicate structure and features which form no part of the claimed design.

1 Claim, 4 Drawing Sheets

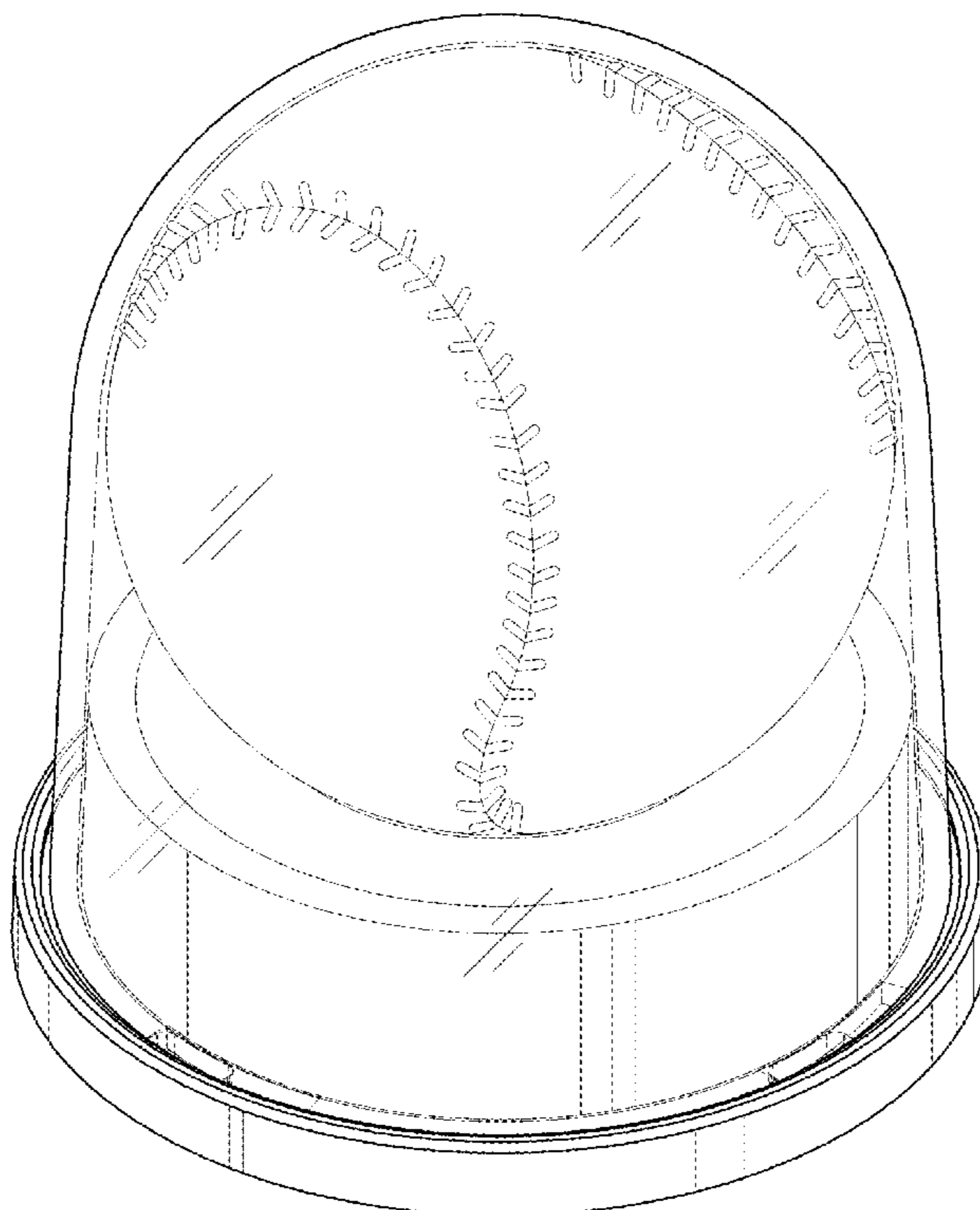


FIG. 1

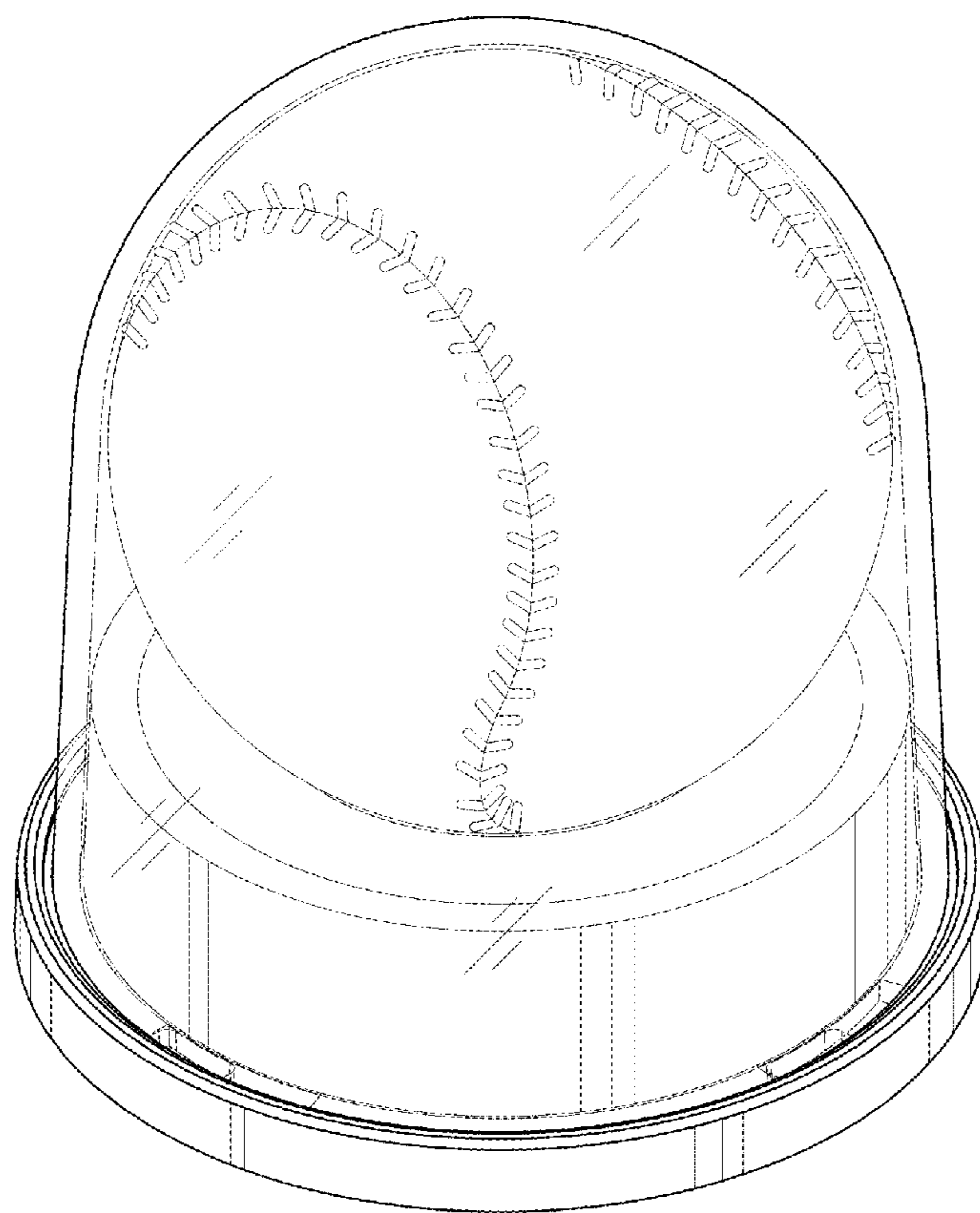


FIG. 2

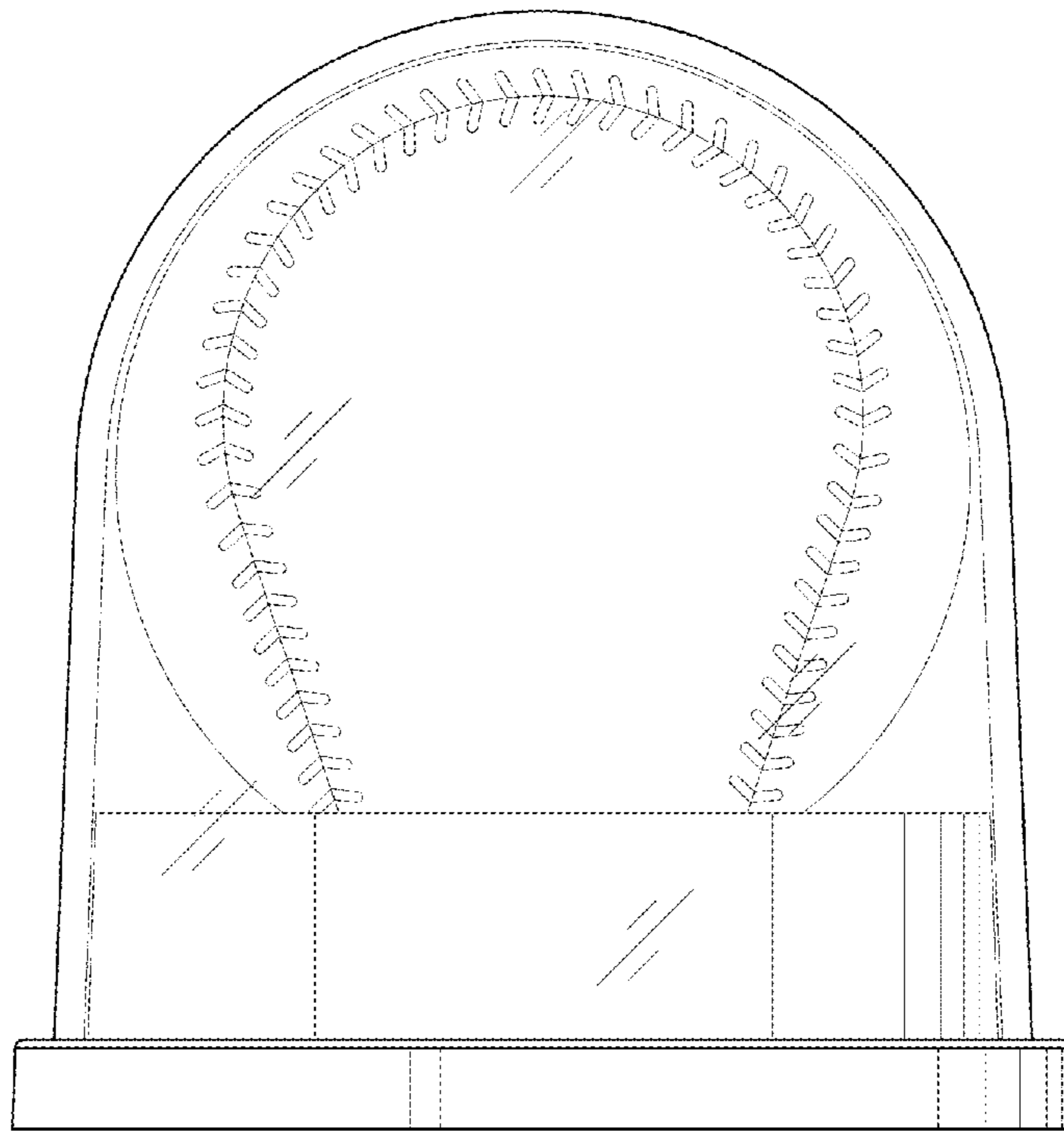


FIG. 3

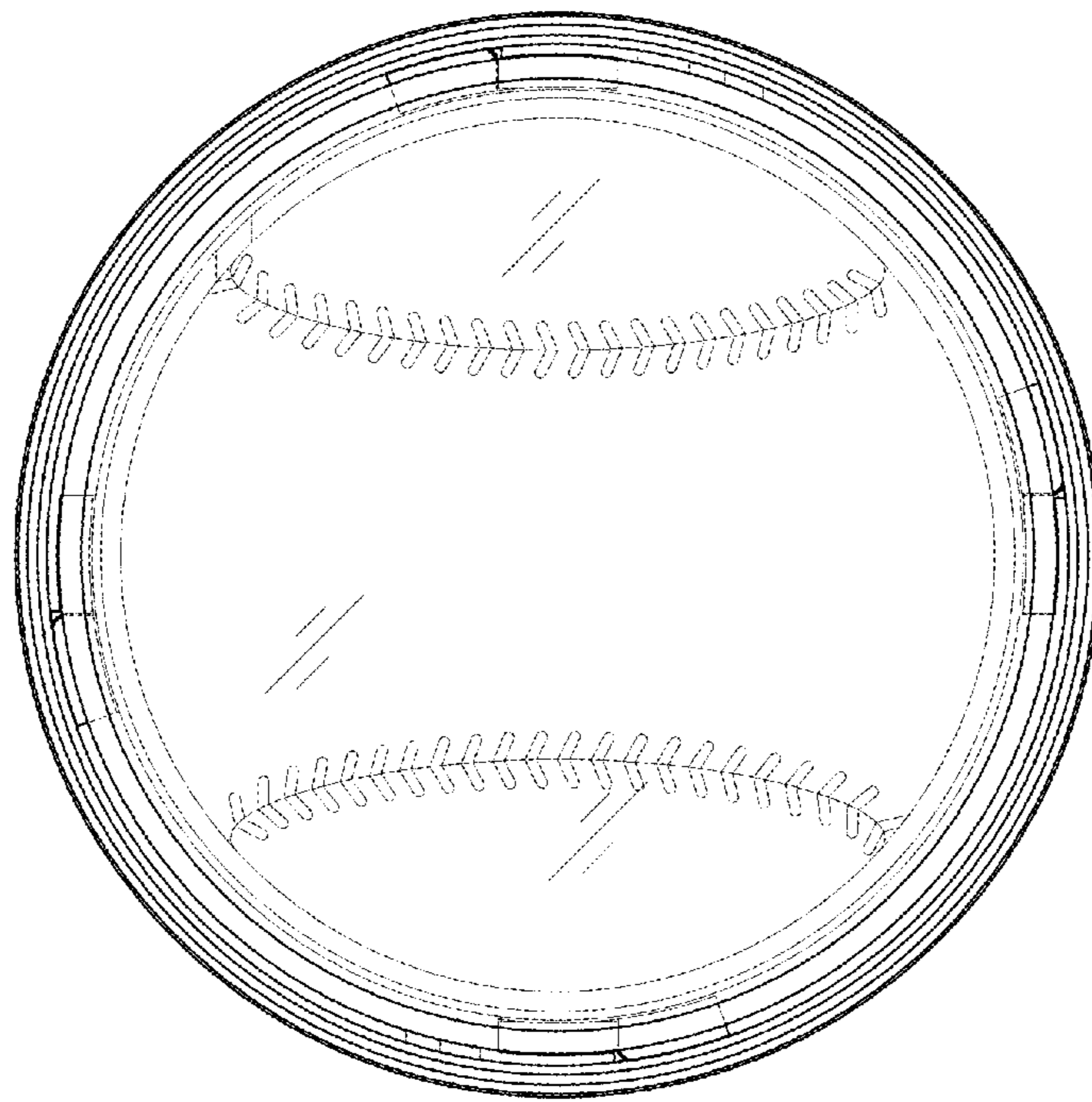


FIG. 4

