



US00D670924S

(12) **United States Design Patent**  
**Park et al.**

(10) **Patent No.:** **US D670,924 S**

(45) **Date of Patent:** **\*\* Nov. 20, 2012**

(54) **MASSAGE CHAIR**

(75) Inventors: **Ilha Park**, Seoul (KR); **Hyunjung Hwang**, Gyeonggi-do (KR); **Chinsoo Hyon**, Seoul (KR); **Youngwoo Kim**, Seoul (KR); **Sineun Kang**, Seoul (KR)

(73) Assignee: **LG Electronics Inc.**, Seoul (KR)

(\*\*) Term: **14 Years**

(21) Appl. No.: **29/384,772**

(22) Filed: **Feb. 3, 2011**

(30) **Foreign Application Priority Data**

Aug. 5, 2010 (KR) ..... 30-2010-0034146

(51) **LOC (9) Cl.** ..... **06-01**

(52) **U.S. Cl.** ..... **D6/335**

(58) **Field of Classification Search** ..... D6/334,  
D6/335, 337, 349, 353, 380, 381, 500-502,  
D6/374; 297/14, 43, 44, 118, 140, 245, 300.1,  
297/311, 353, 354.1, 445.1, 446.1, 446.2,  
297/447.4, 465, 900, DIG. 2, DIG. 7; 5/12.1,  
5/12.2

See application file for complete search history.

(56) **References Cited**

**U.S. PATENT DOCUMENTS**

D175,048 S *	6/1955	Sherman	.....	D6/334
D231,878 S *	6/1974	Kallum	.....	D6/334
D277,346 S *	1/1985	Steinberger	.....	D6/374
D288,505 S *	3/1987	Yamasaki	.....	D6/360
D372,801 S *	8/1996	Fujimoto et al.	.....	D6/367
5,762,618 A *	6/1998	Yamanaka et al.	.....	601/148
5,792,082 A *	8/1998	Yamanaka et al.	.....	601/148
D447,350 S *	9/2001	Carlson	.....	D6/336
D447,639 S *	9/2001	Carlson	.....	D6/336
D491,375 S *	6/2004	Yuyama	.....	D6/335
D494,373 S *	8/2004	Hancock	.....	D6/334

D502,607 S *	3/2005	Miyake et al.	.....	D6/335
D517,337 S *	3/2006	Mori	.....	D6/367
D536,189 S *	2/2007	Kita	.....	D6/367
D536,891 S *	2/2007	Miyake et al.	.....	D6/367
D536,897 S *	2/2007	Pupak	.....	D6/367
D537,262 S *	2/2007	Lifeng	.....	D6/367
D537,643 S *	3/2007	Miyake	.....	D6/367
D537,644 S *	3/2007	Kawamura	.....	D6/367
D538,056 S *	3/2007	Lifeng	.....	D6/367
D540,053 S *	4/2007	Kimoto	.....	D6/367
D544,224 S *	6/2007	Zhuo	.....	D6/367
D549,972 S *	9/2007	Garcia	.....	D6/348
D550,468 S *	9/2007	Ng	.....	D6/367
D575,069 S *	8/2008	Potter	.....	D6/335
D577,923 S *	10/2008	Kita	.....	D6/367
D580,665 S *	11/2008	Aoki et al.	.....	D6/335
D580,671 S *	11/2008	Aoki et al.	.....	D6/367
D609,932 S *	2/2010	Lee	.....	D6/367
D610,362 S *	2/2010	Choi et al.	.....	D6/367

\* cited by examiner

*Primary Examiner* — Sandra Snapp

(74) *Attorney, Agent, or Firm* — Birch, Stewart, Kolasch & Birch, LLP

(57) **CLAIM**

The ornamental design for a massage chair, as shown and described.

**DESCRIPTION**

FIG. 1 is a perspective view of a massage chair showing our new design;  
FIG. 2 is a front view thereof;  
FIG. 3 is a rear view thereof;  
FIG. 4 is a left side view thereof;  
FIG. 5 is a right side view thereof;  
FIG. 6 is a top plan view thereof; and,  
FIG. 7 is a bottom plan view thereof.  
The broken lines shown in the drawings are for illustrative purposes only and form no part of the claimed design.

**1 Claim, 7 Drawing Sheets**

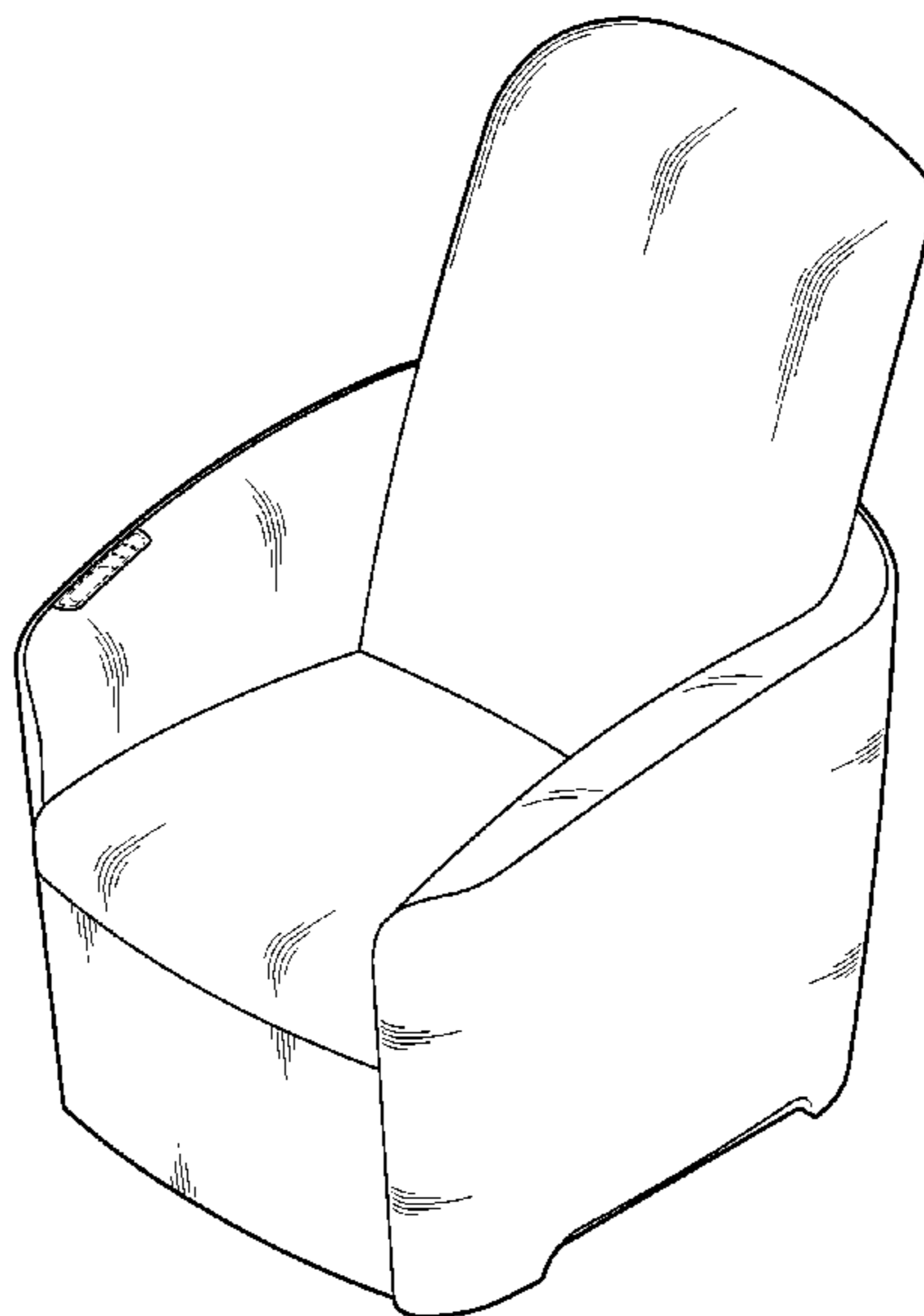


FIG. 1

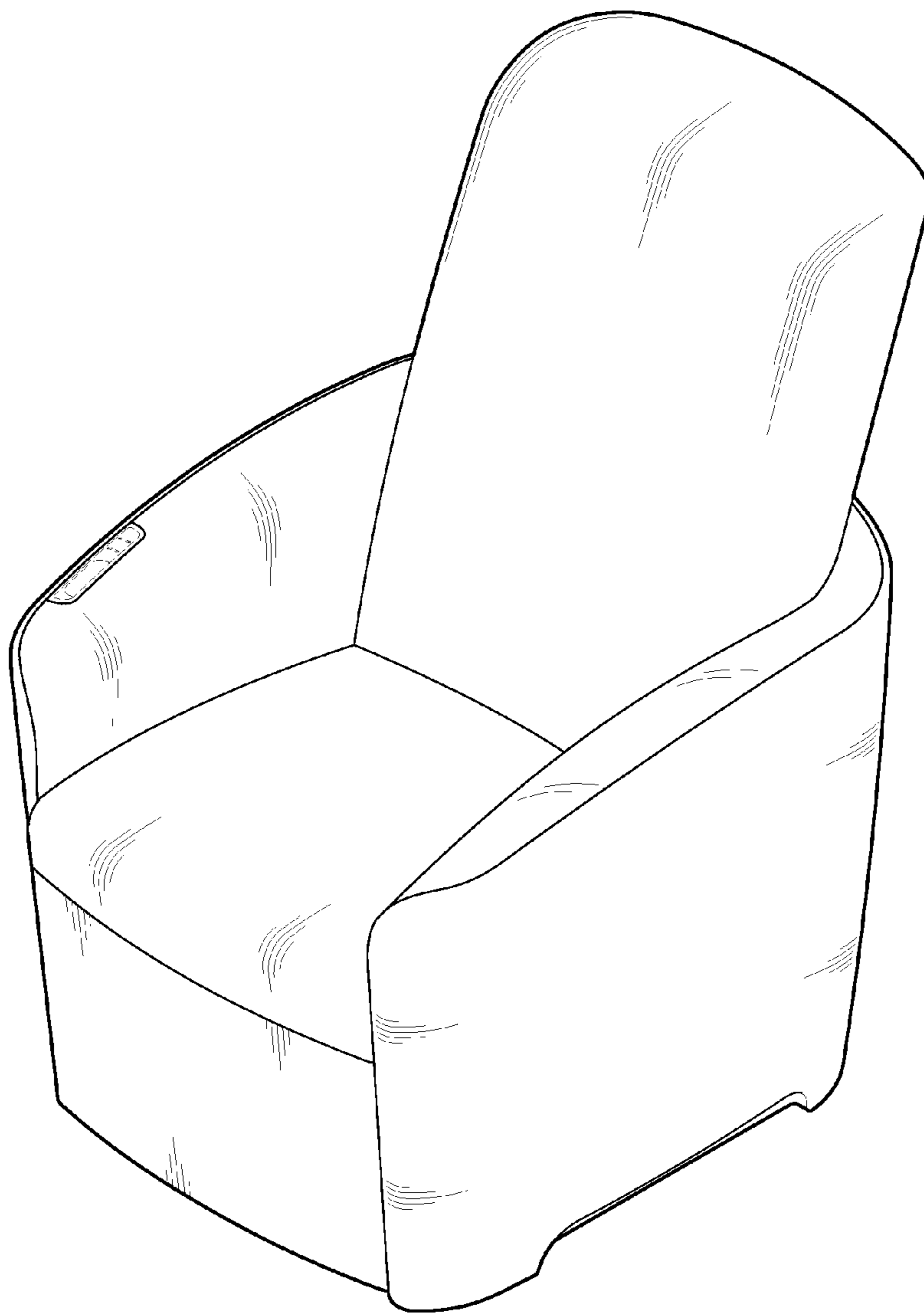


FIG. 2

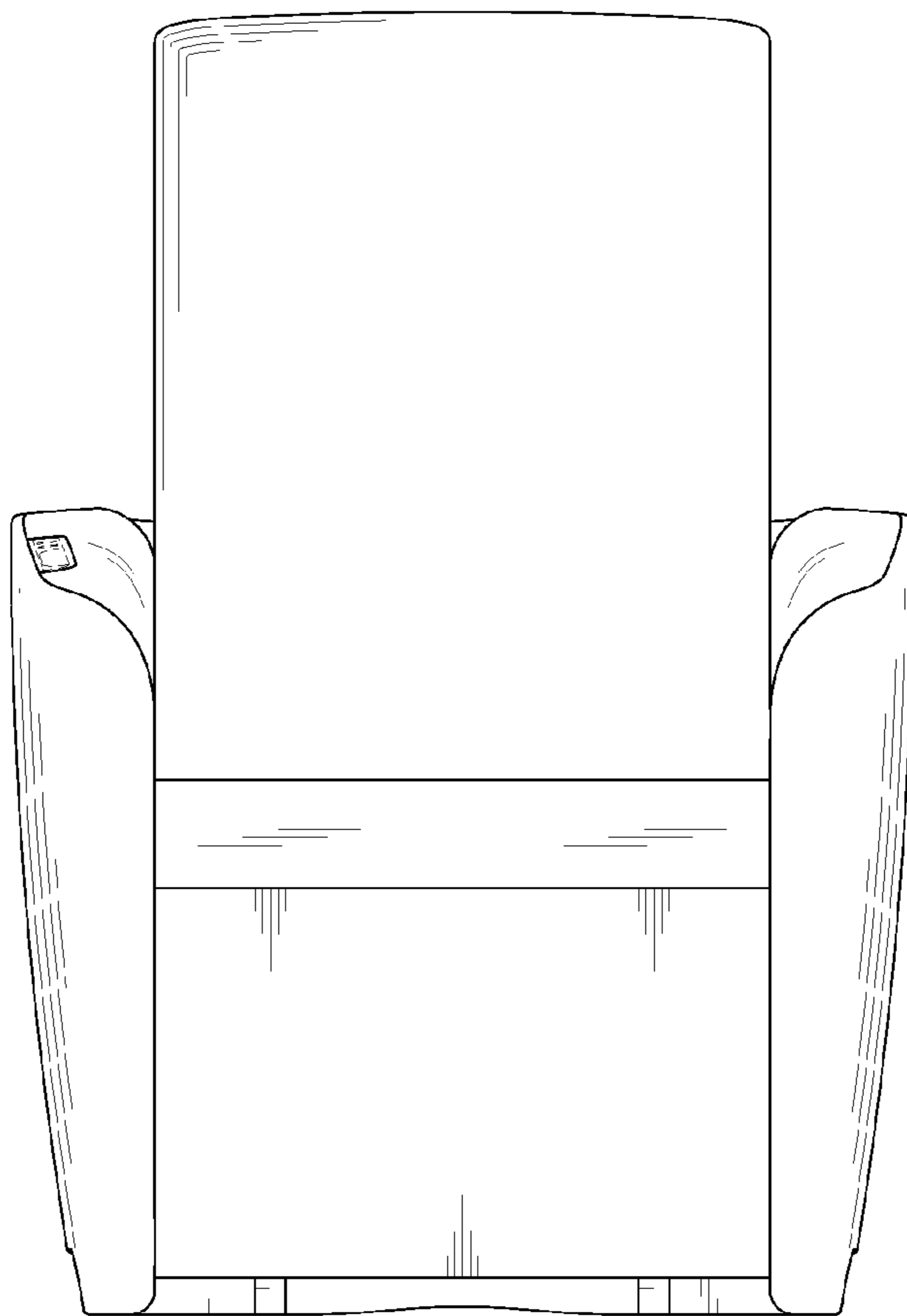


FIG. 3




FIG. 4

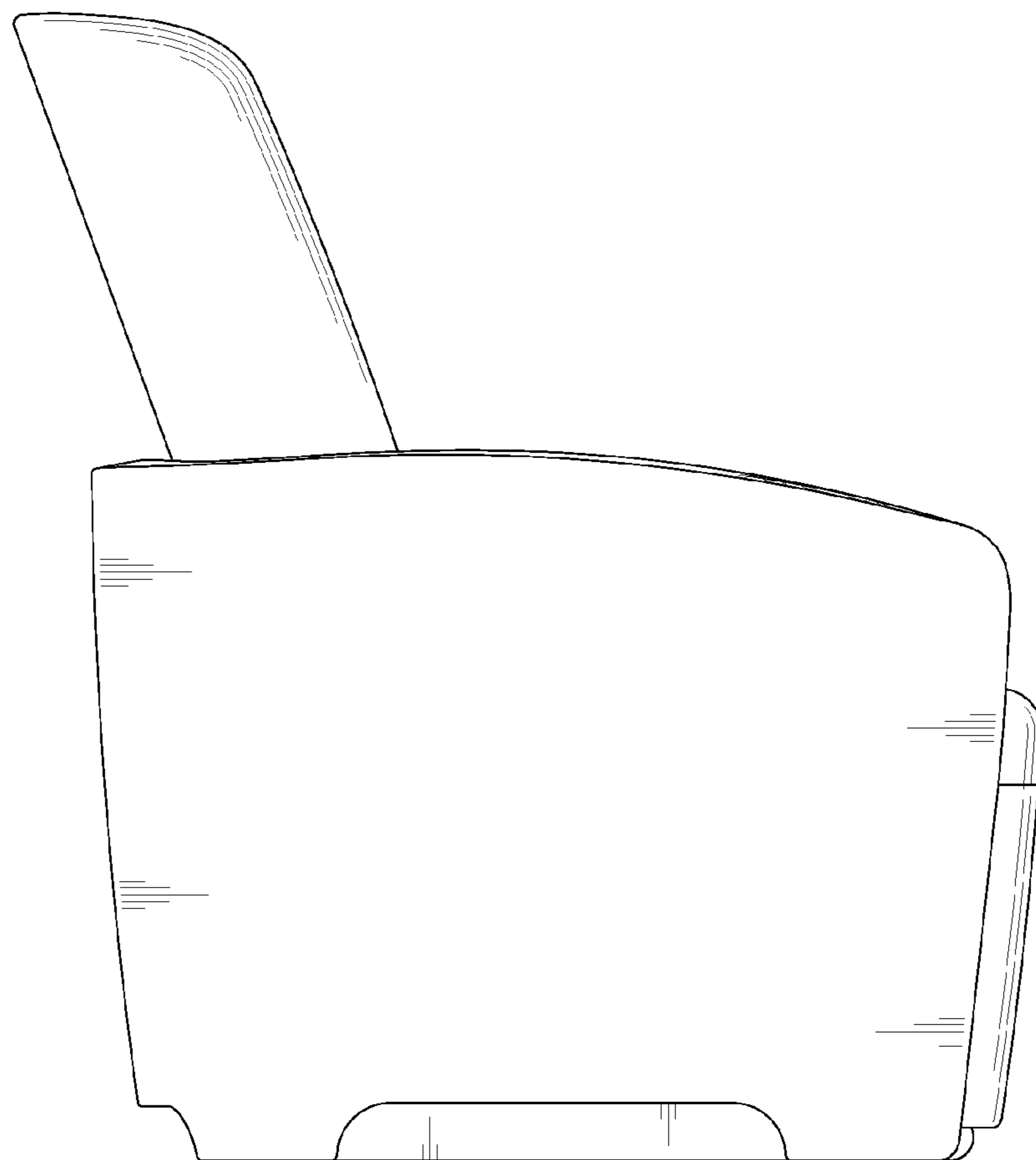


FIG. 5




FIG. 6

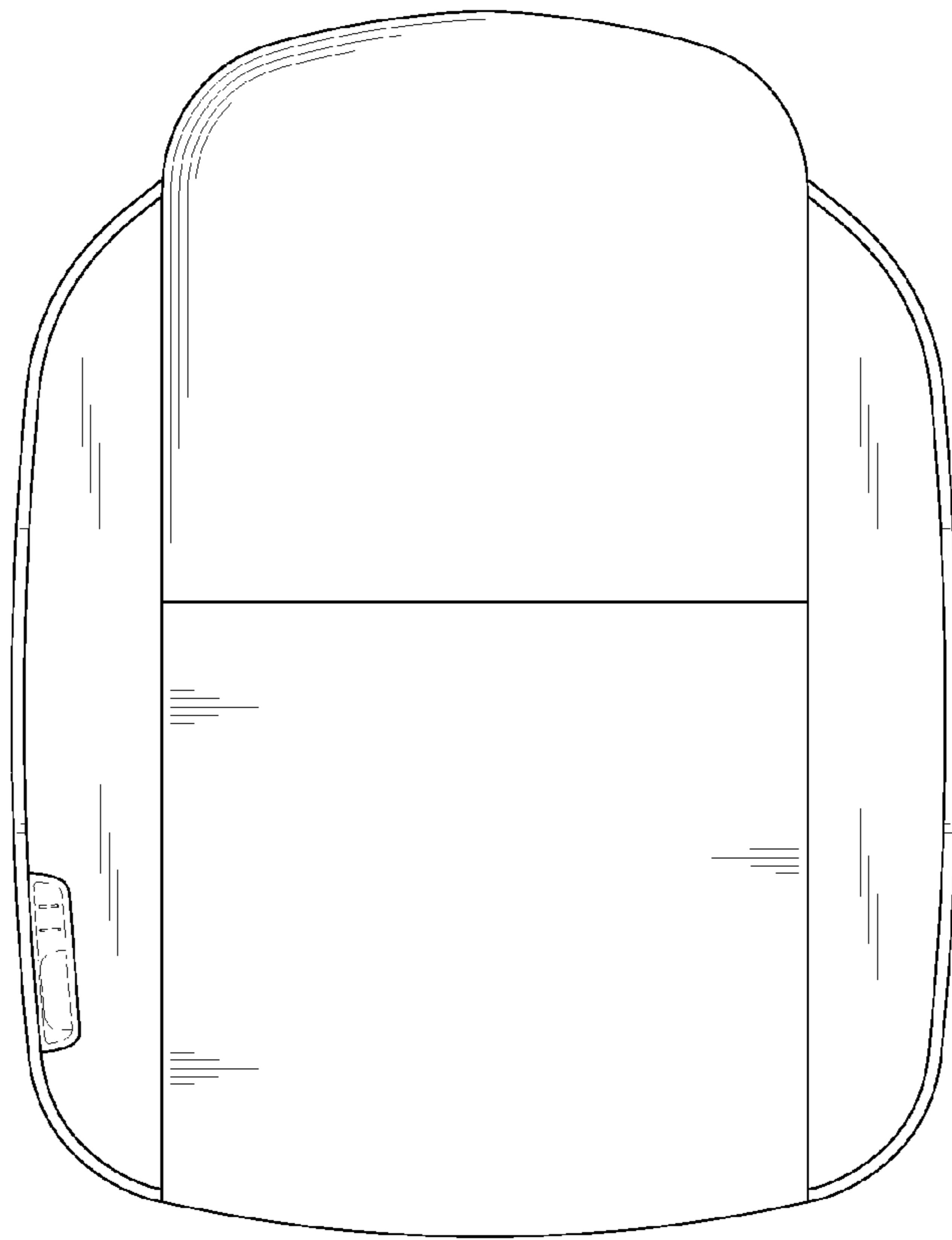


FIG. 7

