

US00D670913S

(12) **United States Design Patent**
Lee

(10) **Patent No.:** **US D670,913 S**

(45) **Date of Patent:** **** Nov. 20, 2012**

(54) **BASKET**

(76) Inventor: **Sheng-Kai Lee**, Taichung (TW)

(**) Term: **14 Years**

(21) Appl. No.: **29/414,892**

(22) Filed: **Mar. 5, 2012**

(51) **LOC (9) Cl.** **03-01**

(52) **U.S. Cl.** **D3/304**

(58) **Field of Classification Search** D3/201,
D3/304-309; 312/314-315; D19/75, 90;
220/485, 493

See application file for complete search history.

(56) **References Cited**

U.S. PATENT DOCUMENTS

D219,205 S *	11/1970	Propst et al.	D3/306
D332,725 S *	1/1993	May	D7/704
D373,039 S *	8/1996	Cohen et al.	D6/566
5,676,276 A *	10/1997	Zielinski et al.	220/657
D418,998 S *	1/2000	Glassenberg	D6/458
D431,907 S *	10/2000	Andujar et al.	D3/306
D458,640 S *	6/2002	Hofman	D19/90
D508,167 S *	8/2005	Anderson et al.	D6/566
D512,223 S *	12/2005	Snell	D3/304
7,025,223 B2 *	4/2006	Hamm	220/485
D520,701 S *	5/2006	Plikuhn	D32/55
D526,454 S *	8/2006	Plikuhn	D32/55
D540,091 S *	4/2007	Snell	D6/566
D547,982 S *	8/2007	Yang et al.	D6/510
D568,646 S *	5/2008	Snider	D6/510
D574,647 S *	8/2008	Snider	D6/513
D579,254 S *	10/2008	Dominique et al.	D6/566
D579,700 S *	11/2008	Ghiorghie	D6/513
D584,056 S *	1/2009	Ghiorghie	D6/513
D586,558 S *	2/2009	Ziemann et al.	D3/304
D588,839 S *	3/2009	Klein et al.	D6/462
D599,068 S *	8/2009	Yang et al.	D32/55

D617,126 S *	6/2010	Snider	D6/513
D635,363 S *	4/2011	Hertaus	D3/307
D636,999 S *	5/2011	Goodman et al.	D3/306
D637,000 S *	5/2011	Goodman et al.	D3/306
D640,884 S *	7/2011	Tiemann	D6/458
D641,979 S *	7/2011	Goodman et al.	D3/306
D648,130 S *	11/2011	Goodman et al.	D3/306
D648,131 S *	11/2011	Goodman et al.	D3/306
D648,184 S *	11/2011	Goodman et al.	D7/601
D650,175 S *	12/2011	Lee	D3/306
D650,209 S *	12/2011	Snider	D6/513
D650,238 S *	12/2011	Klein et al.	D7/554.2
D651,405 S *	1/2012	Lee	D3/304
D655,516 S *	3/2012	Lee	D6/304
D659,401 S *	5/2012	Pedersen et al.	D3/306
D665,221 S *	8/2012	Tosdale et al.	D7/354

* cited by examiner

Primary Examiner — Kelley Donnelly

(74) *Attorney, Agent, or Firm* — Muncy, Geissler, Olds & Lowe, PLLC

(57) **CLAIM**

I claim the ornamental design for a basket, shown and described.

DESCRIPTION

FIG. 1 is a perspective view of the basket showing my new design;

FIG. 2 is a front view thereof;

FIG. 3 is a rear view thereof;

FIG. 4 is a left view thereof;

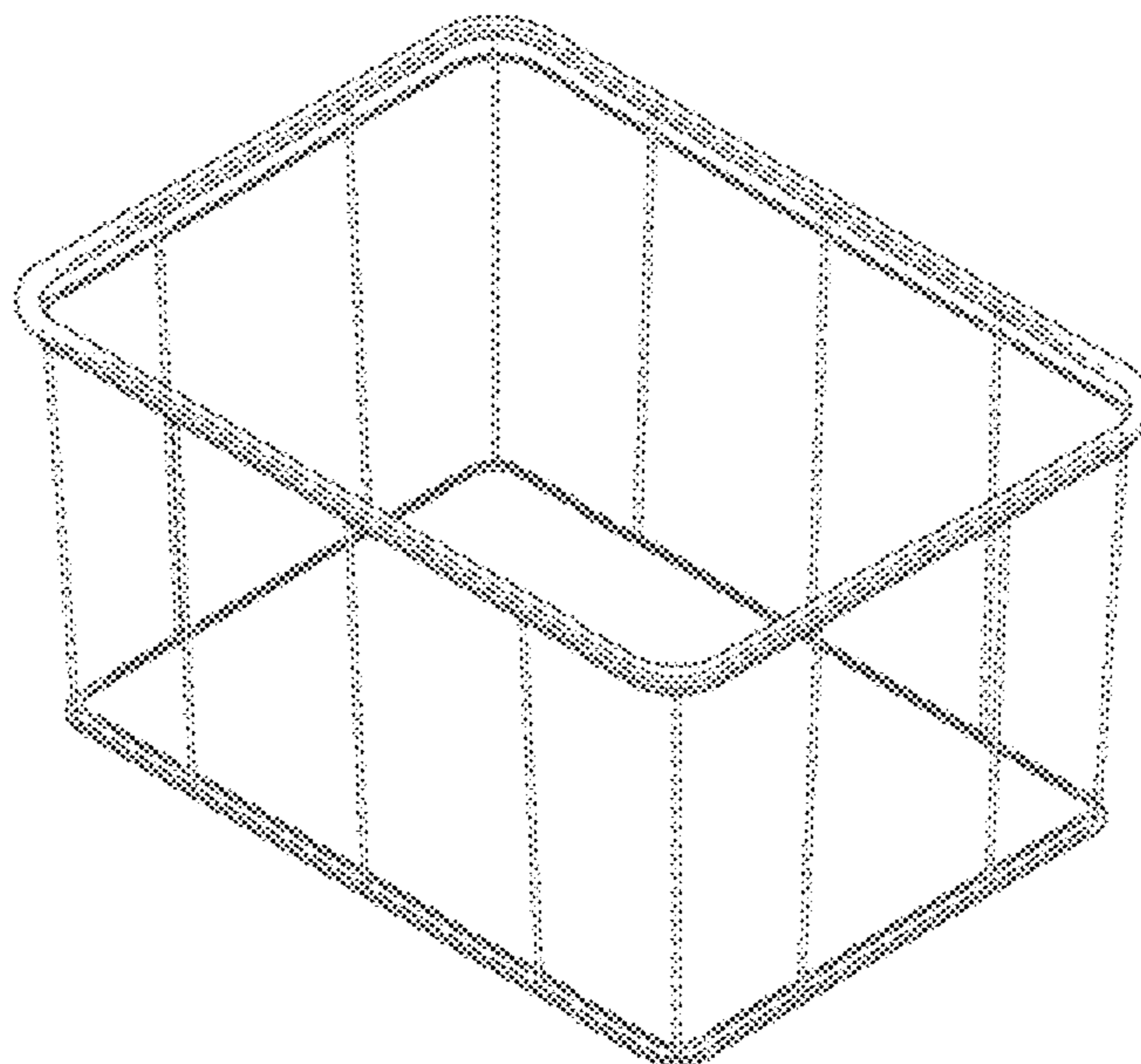
FIG. 5 is a right view thereof;

FIG. 6 is a top plan view thereof; and,

FIG. 7 is a bottom plan view thereof.

The broken lines showing the connecting wires in FIGS. 1-7 are for the purpose of illustrating the environment of the design and form no part of the claimed design.

1 Claim, 7 Drawing Sheets



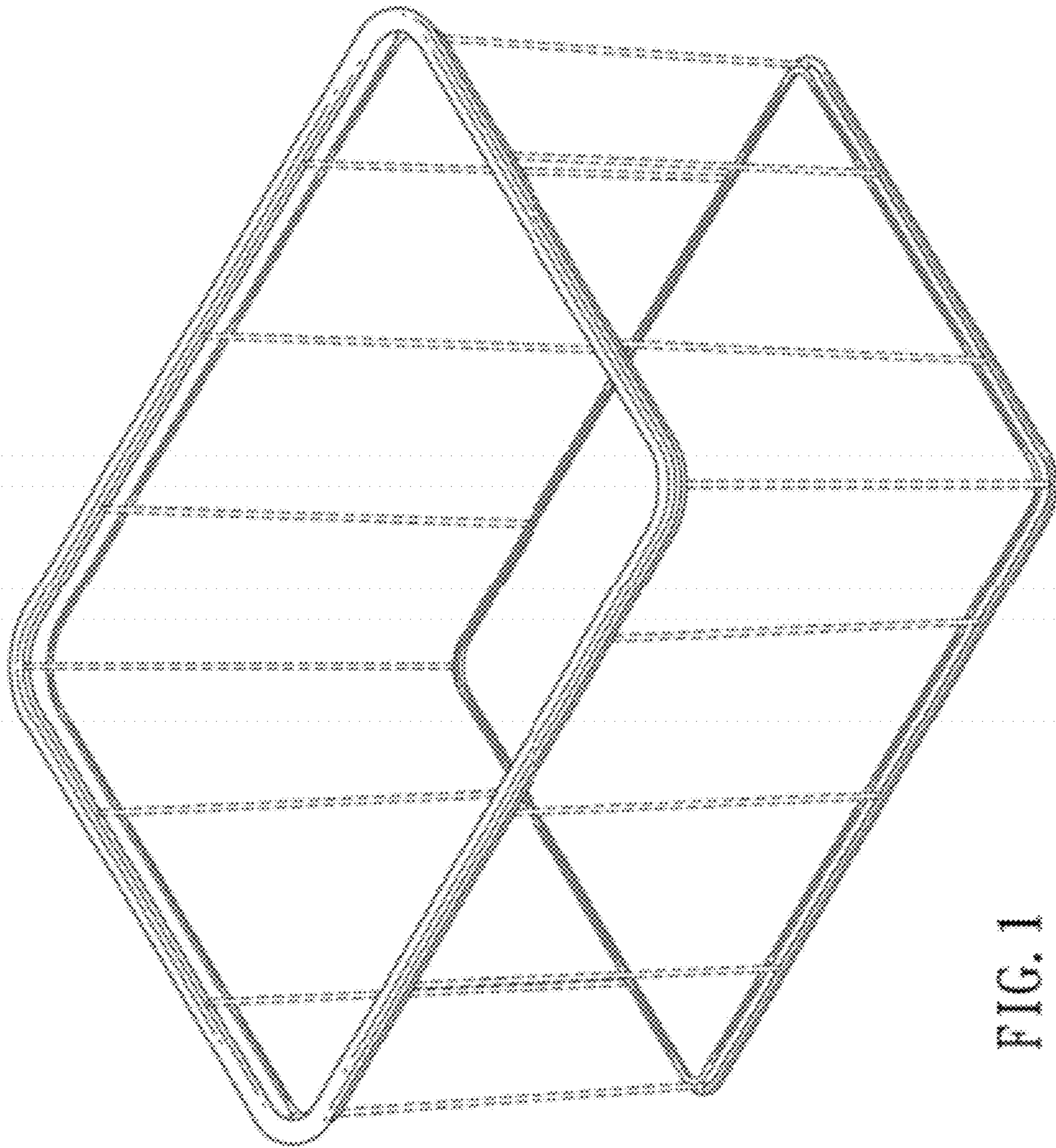


FIG. 1




FIG. 2




FIG. 3




FIG. 4




FIG. 5




FIG. 6




FIG. 7