



US00D670910S

(12) **United States Design Patent**  
**Lee et al.**

(10) **Patent No.:** **US D670,910 S**  
(45) **Date of Patent:** **\*\* Nov. 20, 2012**

(54) **MOBILE PHONE CASE**  
(75) Inventors: **Junseop Lee**, Gyeonggi-do (KR);  
**Dongeun Kim**, Seoul (KR)  
(73) Assignee: **LG Electronics Inc.**, Seoul (KR)  
(\*\*) Term: **14 Years**  
(21) Appl. No.: **29/414,144**  
(22) Filed: **Feb. 24, 2012**

D628,799 S \* 12/2010 Andre et al. .... D3/269  
D647,108 S \* 10/2011 Lee ..... D14/496  
D648,718 S \* 11/2011 Andre et al. .... D14/250  
D654,263 S \* 2/2012 Mahmood et al. .... D3/201  
D659,671 S \* 5/2012 Andre et al. .... D14/203.7

\* cited by examiner

*Primary Examiner* — Cynthia Ramirez  
(74) *Attorney, Agent, or Firm* — Birch, Stewart, Kolasch & Birch, LLP

(30) **Foreign Application Priority Data**  
Aug. 26, 2011 (KR) ..... 30-2011-0035678  
(51) **LOC (9) Cl.** ..... **03-01**  
(52) **U.S. Cl.** ..... **D3/269**  
(58) **Field of Classification Search** ..... D3/269,  
D3/201, 215, 218, 273, 294; D14/138 R,  
D14/203.3, 217, 218, 248, 250, 252, 253,  
D14/432, 496, 511; 206/5, 320, 305; 379/455  
See application file for complete search history.

(57) **CLAIM**  
The ornamental design for a mobile phone case, as shown and described.

(56) **References Cited**  
**U.S. PATENT DOCUMENTS**  
D378,020 S \* 2/1997 Hatt ..... D3/218  
D552,343 S \* 10/2007 Brandenburg ..... D3/215  
D556,448 S \* 12/2007 Brandenburg ..... D3/218  
D566,962 S \* 4/2008 Griffin et al. .... D3/218  
D606,751 S \* 12/2009 Andre et al. .... D3/269

**DESCRIPTION**

FIG. 1 is a perspective view of a mobile phone case showing our new design;  
FIG. 2 is a front view thereof;  
FIG. 3 is a rear view thereof;  
FIG. 4 is a left side view thereof;  
FIG. 5 is a right side view thereof;  
FIG. 6 is a top plan view thereof;  
FIG. 7 is a bottom plan view thereof; and,  
FIG. 8 is a perspective view thereof in a condition that a mobile phone has been inserted into the case.  
The broken line showing of a mobile phone in FIG. 8 is included for the purpose of illustrating environment and forms no part of the claimed design.

**1 Claim, 7 Drawing Sheets**

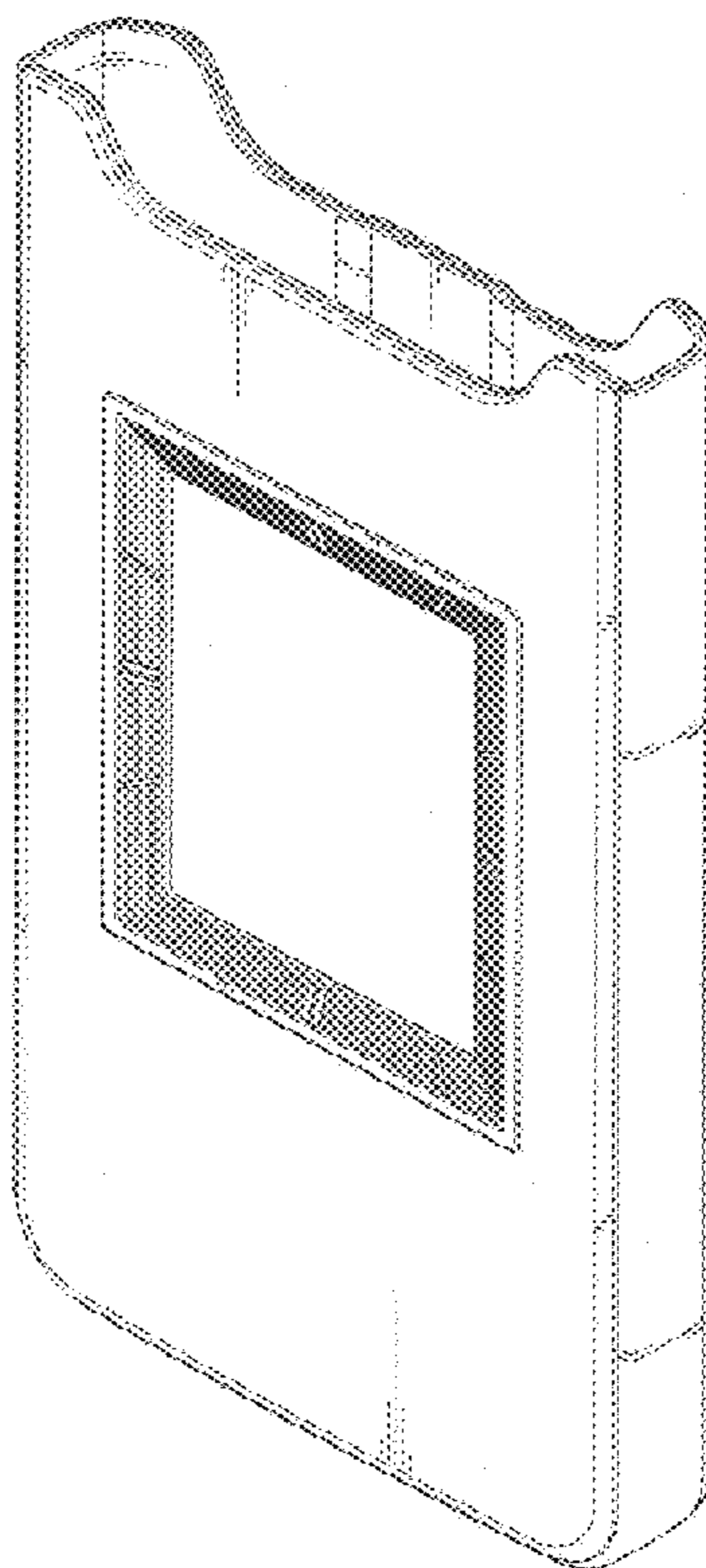


FIG. 1

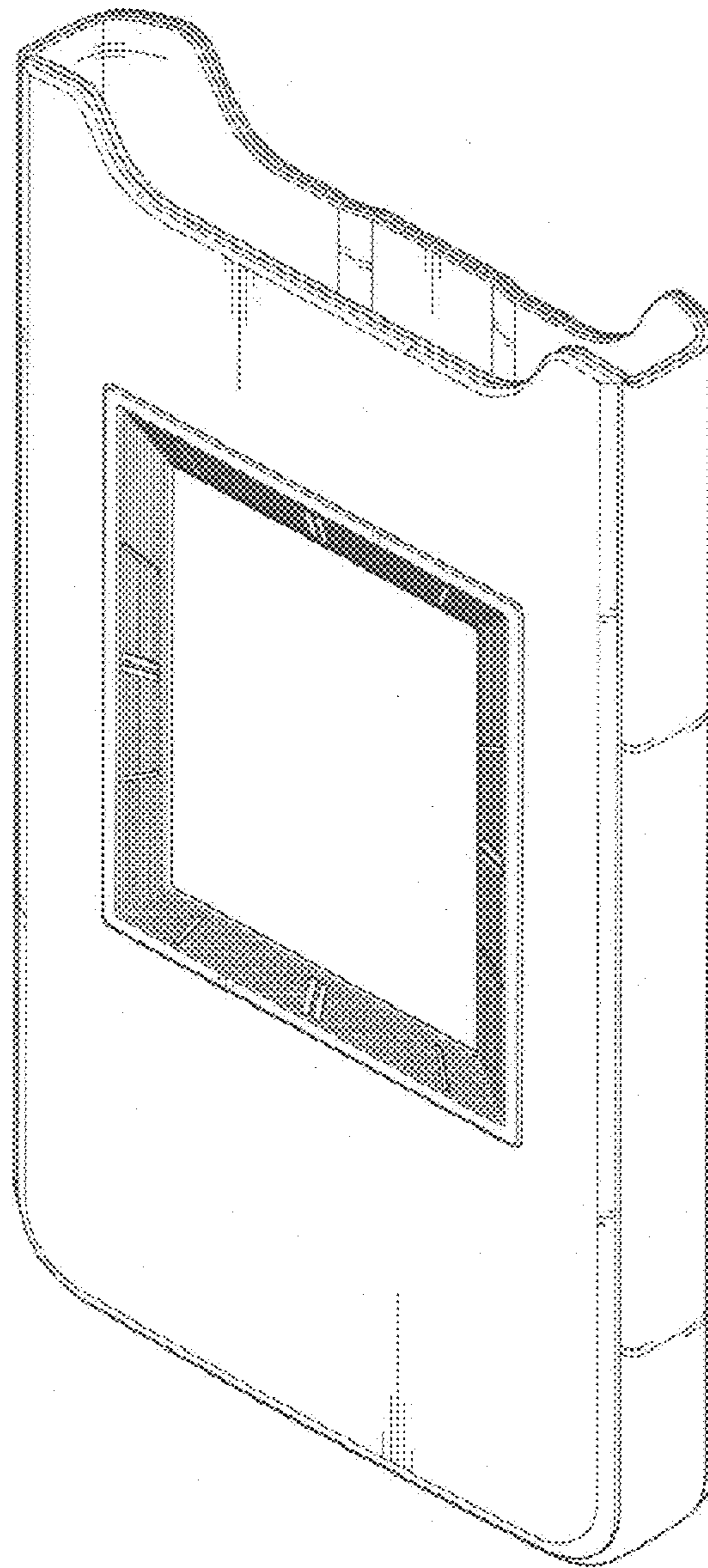


FIG. 2

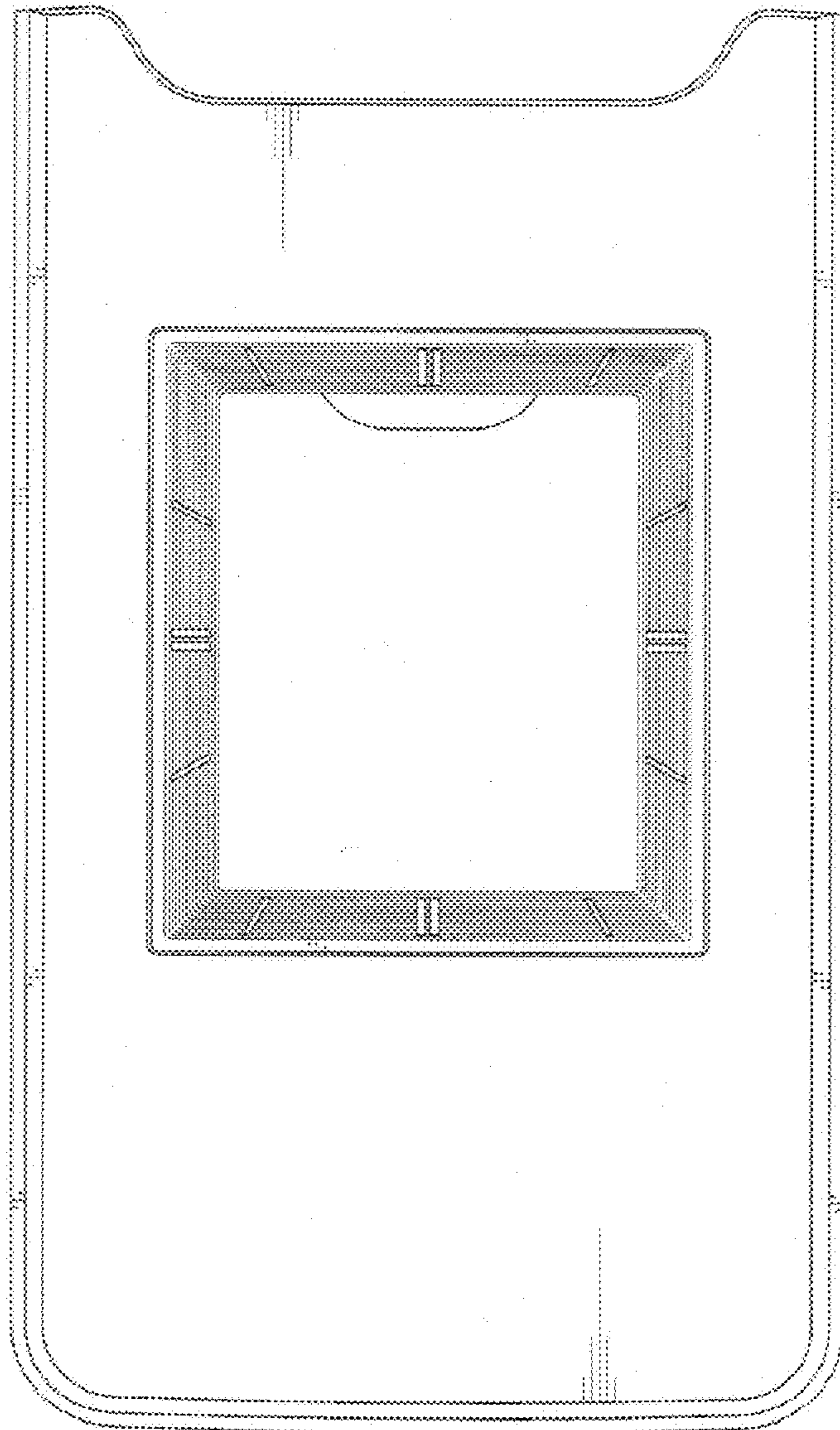


FIG. 3

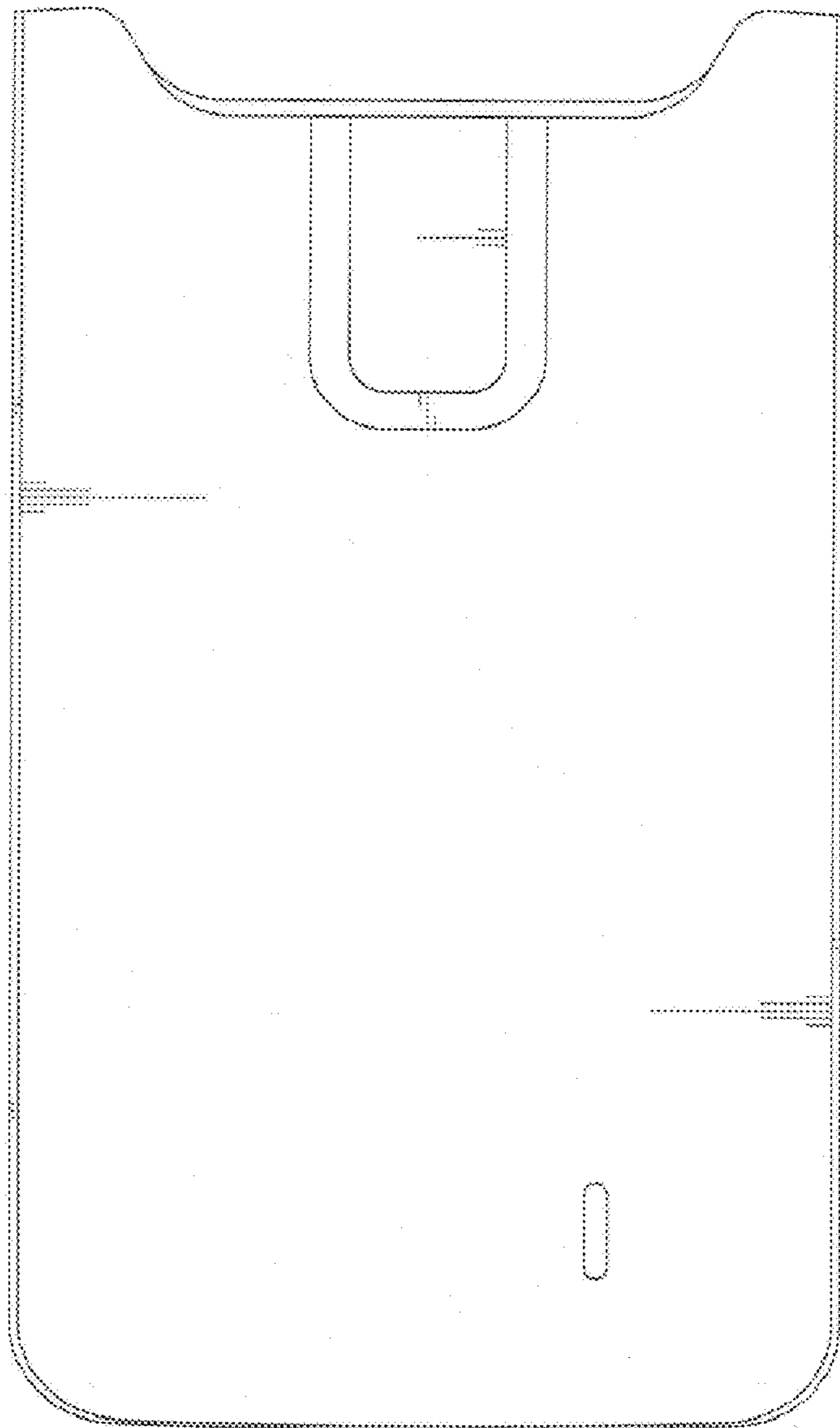


FIG. 4




FIG. 5




FIG. 6



FIG. 7



FIG. 8

