



US00D670908S

(12) **United States Design Patent**
Guyon et al.

(10) **Patent No.:** **US D670,908 S**
(45) **Date of Patent:** **** Nov. 20, 2012**

(54) **HANDBAG**

(75) Inventors: **Isabelle Guyon**, Paris (FR); **Sophie Delafontaine**, Versailles (FR); **Philippe Cassegrain**, Paris (FR)

(73) Assignee: **S.A.S. Jean Cassegrain**, Paris (FR)

(**) Term: **14 Years**

(21) Appl. No.: **29/406,456**

(22) Filed: **Nov. 15, 2011**

(30) **Foreign Application Priority Data**

Jun. 8, 2011 (EM) 001874983

(51) **LOC (9) Cl.** **03-01**

(52) **U.S. Cl.** **D3/245**

(58) **Field of Classification Search** D3/232-233,
D3/240-246; 150/100, 103-110, 113-114,
150/117-119

See application file for complete search history.

(56) **References Cited**

U.S. PATENT DOCUMENTS

| | | | | |
|--------------|---------|--------------|-------|--------|
| D110,618 S * | 7/1938 | Lewis | | D3/240 |
| D426,060 S * | 6/2000 | Chapelier | | D3/303 |
| D490,607 S | 6/2004 | Guyon | | |
| D511,891 S * | 11/2005 | Suppangig | | D3/246 |
| D530,509 S | 10/2006 | Delafontaine | | |
| D530,510 S * | 10/2006 | Suppangig | | D3/246 |
| D587,450 S * | 3/2009 | Ralston | | D3/232 |
| D593,320 S | 6/2009 | Guyon et al. | | |
| D594,655 S | 6/2009 | Guyon et al. | | |
| D606,744 S * | 12/2009 | Vidal | | D3/232 |
| D609,905 S | 2/2010 | Guyon et al. | | |
| D609,906 S | 2/2010 | Guyon et al. | | |

| | | | | |
|--------------|---------|--------------|-------|--------|
| D609,907 S | 2/2010 | Guyon et al. | | |
| D613,058 S | 4/2010 | Guyon et al. | | |
| D626,332 S | 11/2010 | Guyon et al. | | |
| D627,156 S * | 11/2010 | Dreyfuss | | D3/243 |
| D634,928 S | 3/2011 | Guyon et al. | | |
| D635,358 S | 4/2011 | Guyon et al. | | |
| D643,211 S * | 8/2011 | Yuson | | D3/232 |

OTHER PUBLICATIONS

“Collection Automne”, Longchamp, Paris, 2011.
“Collection Printemps”, Longchamp, Paris, 2012.

* cited by examiner

Primary Examiner — Holly Baynham

(74) *Attorney, Agent, or Firm* — Gottlieb, Rackman & Reisman, P.C.

(57) **CLAIM**

The ornamental design for a handbag, as shown and described.

DESCRIPTION

FIG. 1 is a front elevational view of the handbag showing our new design;

FIG. 2 is a top plan view thereof;

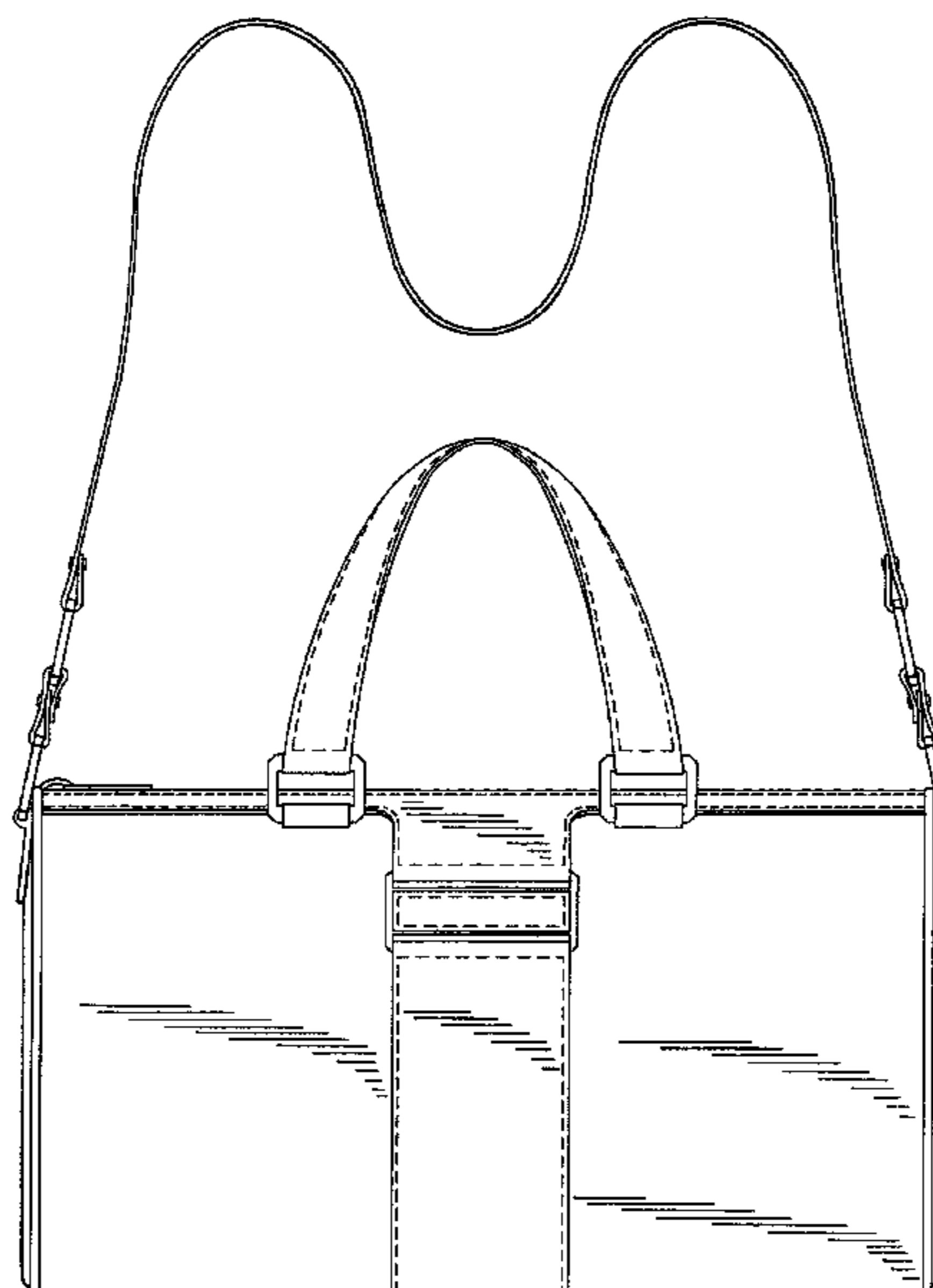
FIG. 3 is a right side elevational view thereof, the left side elevational view being a mirror image thereof;

FIG. 4 is a rear elevational view thereof; and,

FIG. 5 is a bottom plan view thereof.

The broken lines in FIGS. 1-5 show the stitching and are part of the claimed design, and the broken lines in FIGS. 1, 3, 4 and 5 showing supporting legs at the bottom of the handbag are for the purposes of illustrating environment and form no part of the claimed design.

1 Claim, 4 Drawing Sheets



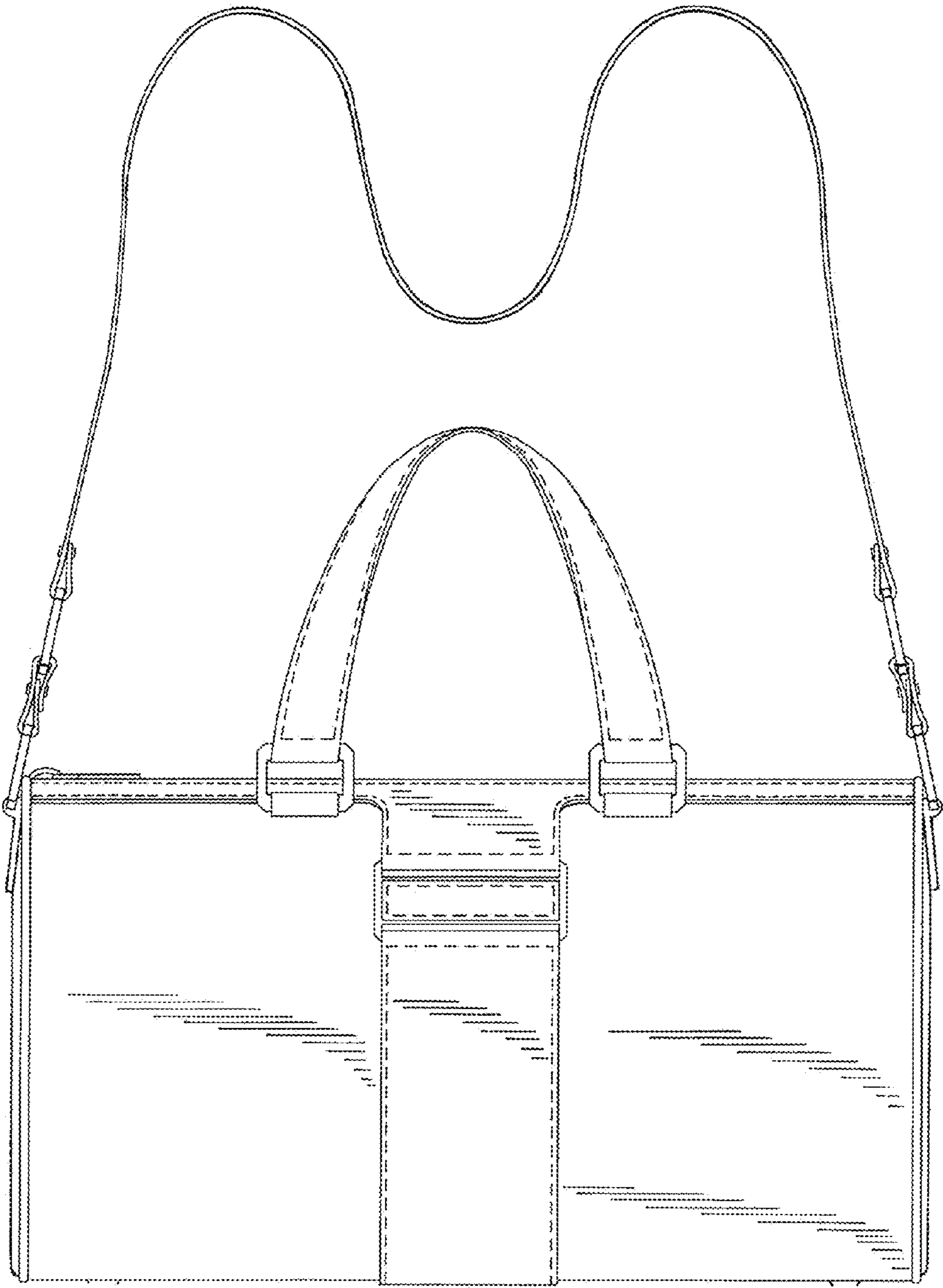


FIG. 1

FIG. 2

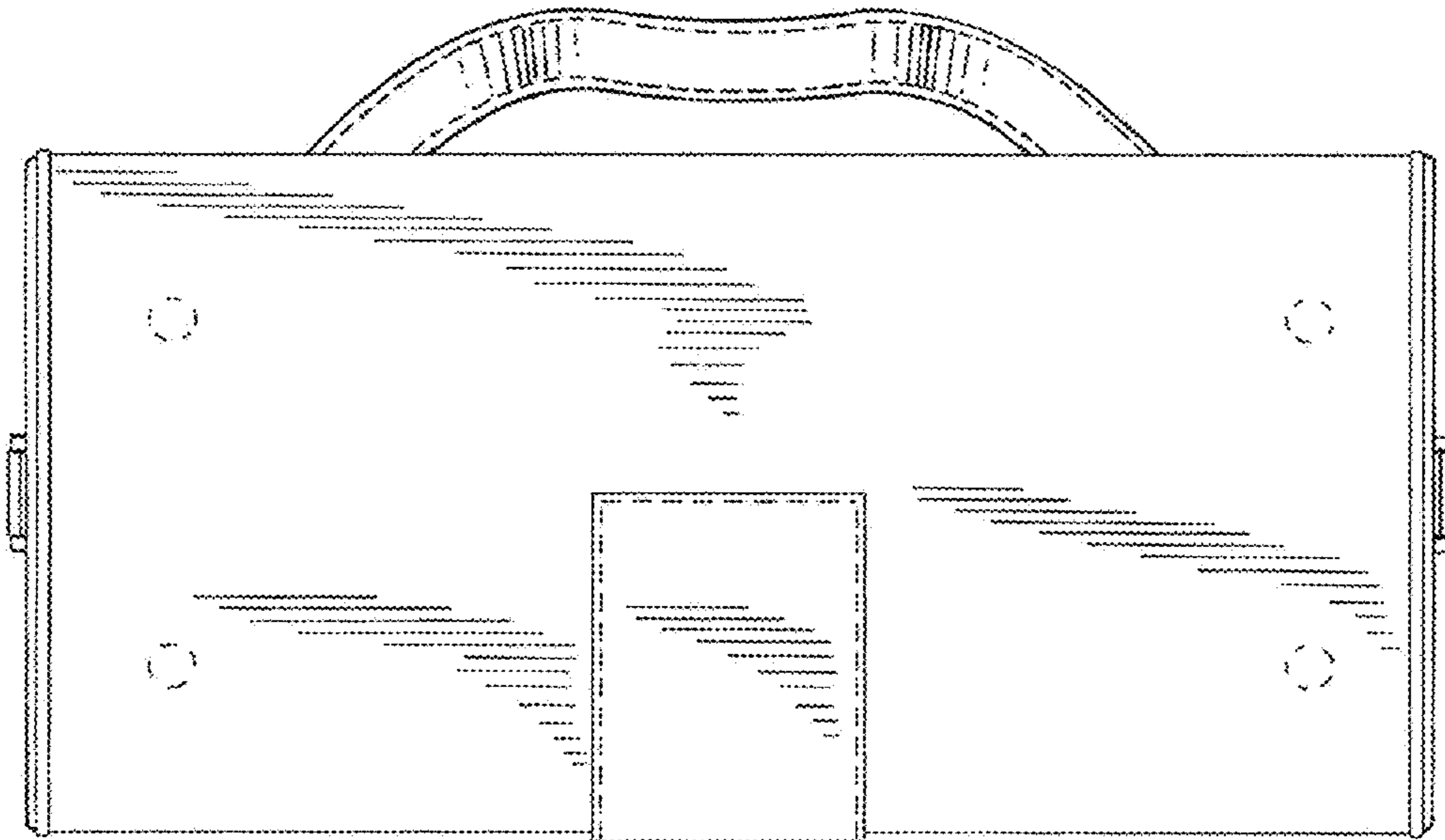
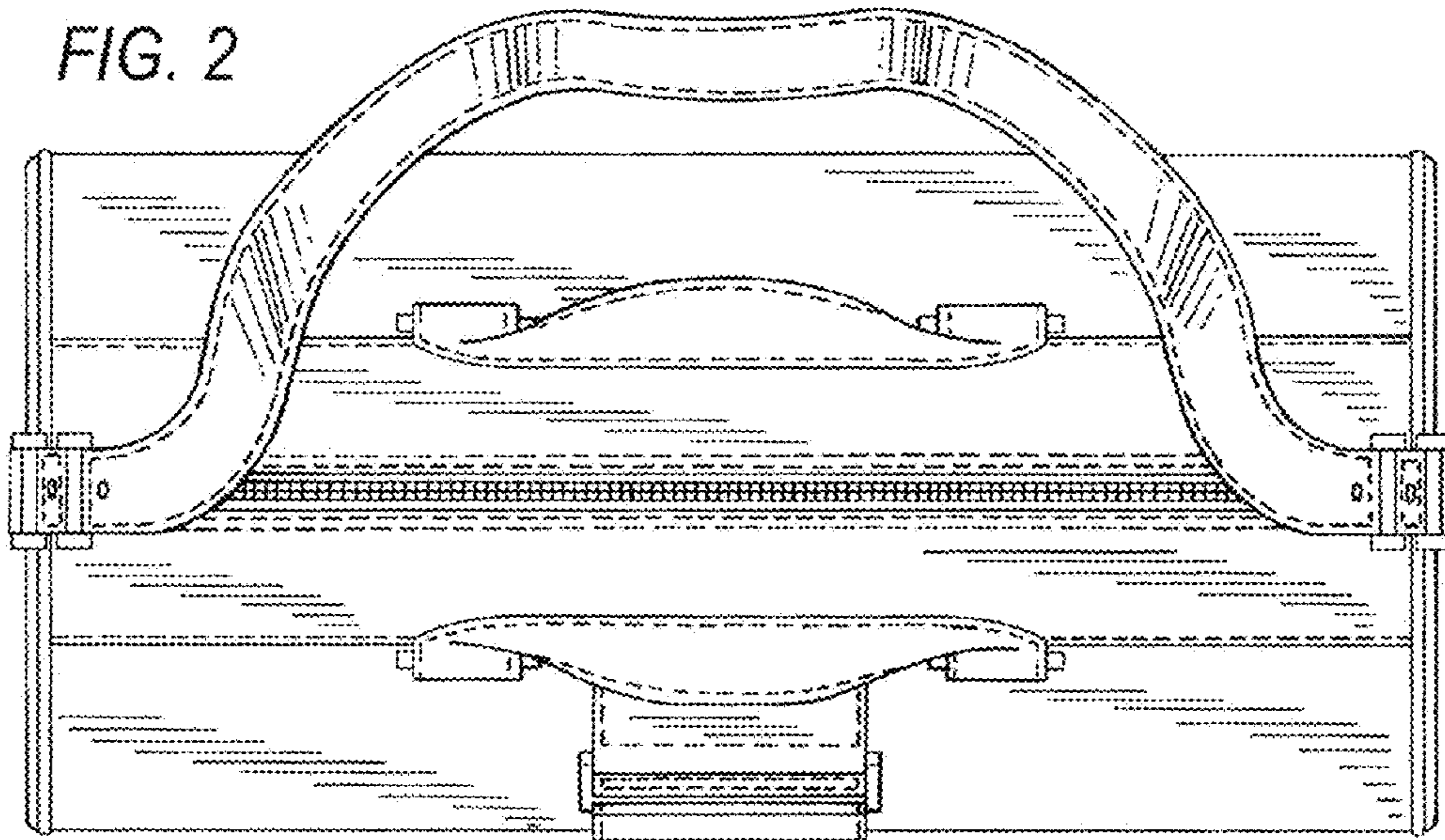


FIG. 5

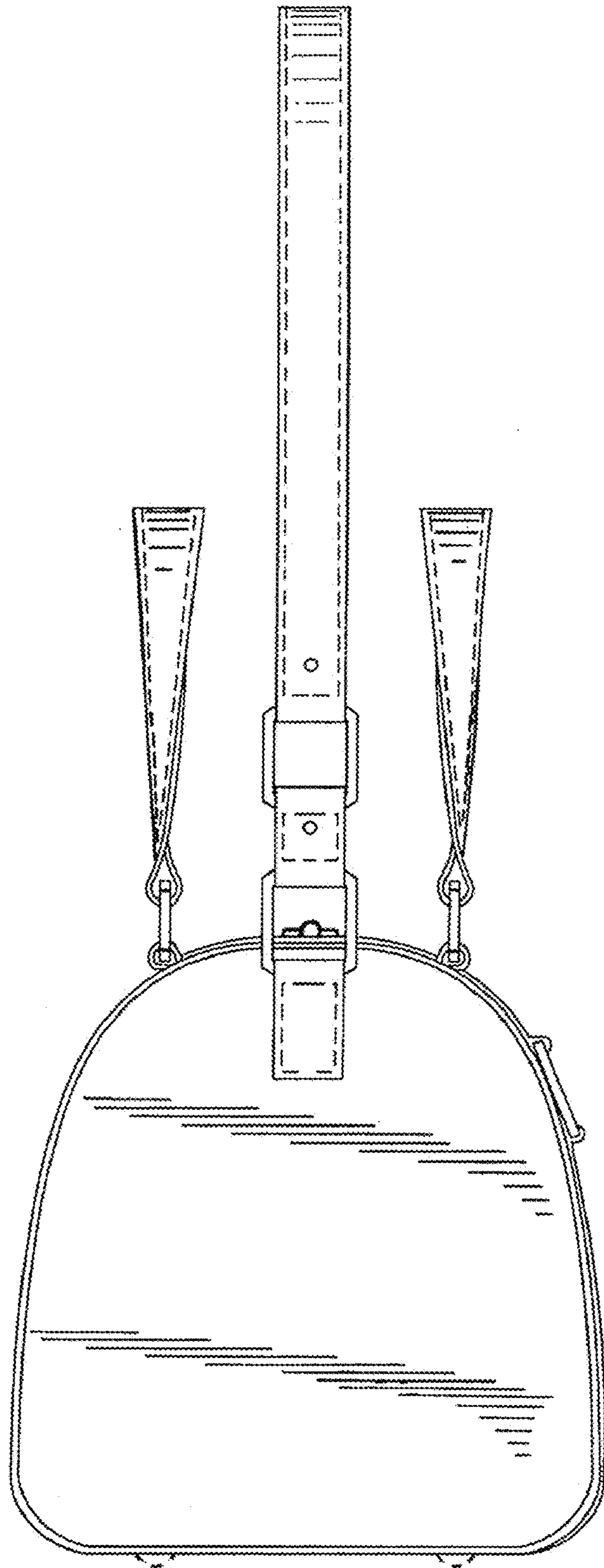


FIG. 3

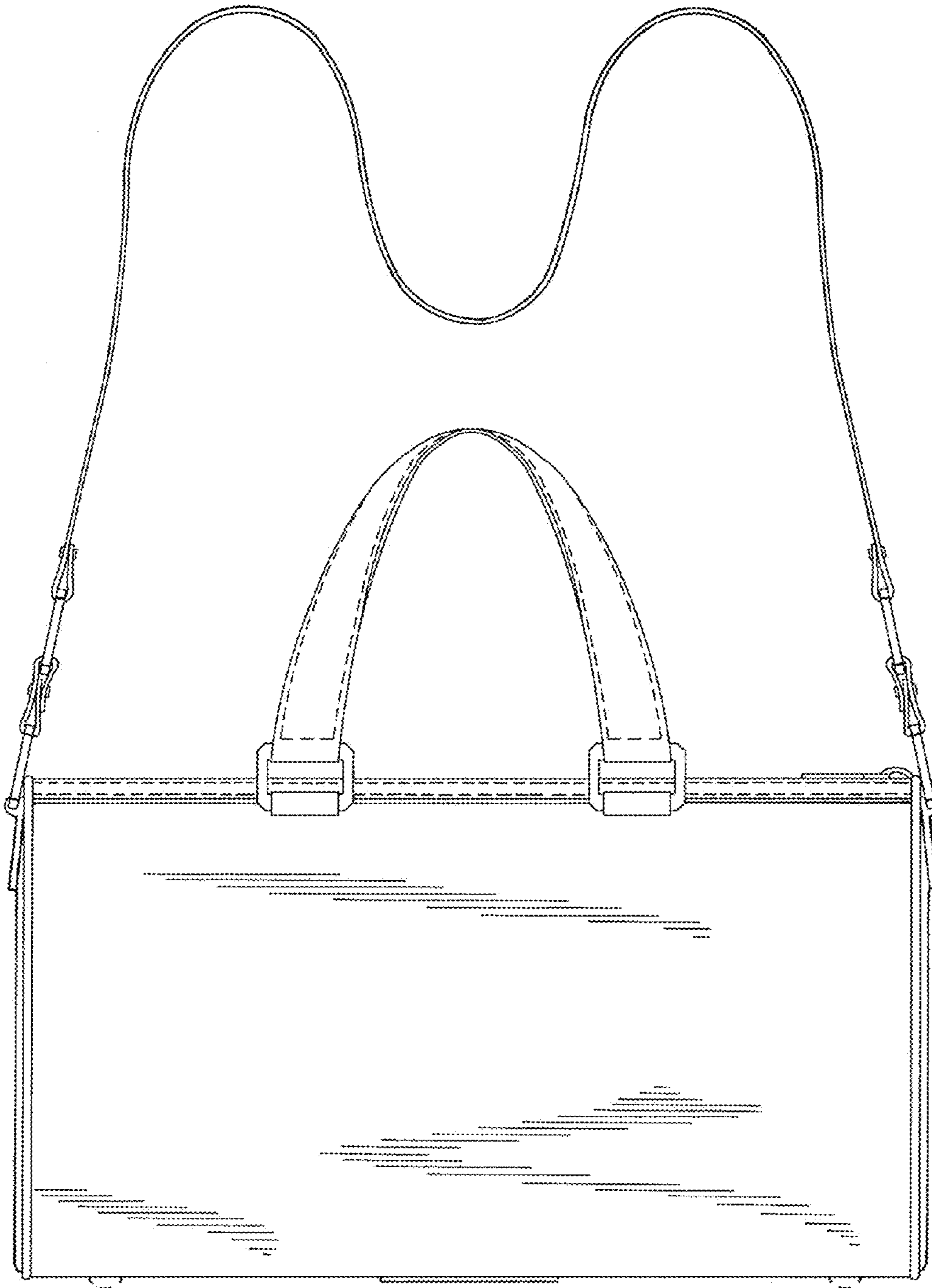


FIG. 4