



US00D670904S

(12) **United States Design Patent**
Gerchen

(10) **Patent No.:** **US D670,904 S**

(45) **Date of Patent:** **** Nov. 20, 2012**

(54) **BACKPACK**

(75) Inventor: **Holly K. Gerchen**, Clayton, MO (US)

(73) Assignee: **Follow Me Fairies, LLC**, Chesterfield, MO (US)

(**) Term: **14 Years**

(21) Appl. No.: **29/358,577**

(22) Filed: **Mar. 29, 2010**

Related U.S. Application Data

(63) Continuation-in-part of application No. 11/146,408, filed on Jun. 6, 2005, now abandoned.

(51) **LOC (9) Cl.** **03-01**

(52) **U.S. Cl.** **D3/217**

(58) **Field of Classification Search** D3/214,
D3/215, 216, 217, 270; D2/830; 224/153,
224/576, 577, 578

See application file for complete search history.

(56) **References Cited**

U.S. PATENT DOCUMENTS

D323,426	S	*	1/1992	Mahvi et al.	D3/214
5,255,834	A	*	10/1993	Bendersky	224/657
D360,182	S	*	7/1995	Lovett	D12/409
D407,214	S	*	3/1999	Chapman	D3/217
D428,700	S	*	8/2000	Hillman	D3/287
D446,009	S	*	8/2001	Mandell	D3/217
D448,160	S	*	9/2001	Sijmons et al.	D3/216
D456,601	S	*	5/2002	Kegels	D3/217

D458,444	S	*	6/2002	Clark et al.	D3/216
D482,865	S	*	12/2003	Fair	D3/267
D483,940	S	*	12/2003	Dolan	D3/217
D485,678	S	*	1/2004	Haro	D3/217
6,769,585	B2	*	8/2004	Santaniello et al.	224/629
D498,585	S	*	11/2004	Darling	D3/216
D511,620	S	*	11/2005	Van Himbeek	D3/217
D548,455	S	*	8/2007	Aliberti et al.	D3/216
D557,009	S	*	12/2007	Elmberg et al.	D3/217
D605,397	S	*	12/2009	Shor et al.	D3/217
2005/0242143	A1	*	11/2005	Hassett	224/576
2007/0058887	A1	*	3/2007	Godshaw et al.	383/104
2008/0116026	A1	*	5/2008	Bass et al.	190/1

* cited by examiner

Primary Examiner — T. Chase Nelson

(74) *Attorney, Agent, or Firm* — Harness, Dickey & Pierce, P.L.C.

(57) **CLAIM**

The ornamental design for a backpack, as shown and described.

DESCRIPTION

FIG. 1 is a front elevation view of a backpack in accordance with my new design;

FIG. 2 is a rear elevation view thereof;

FIG. 3 is a right side elevation view thereof;

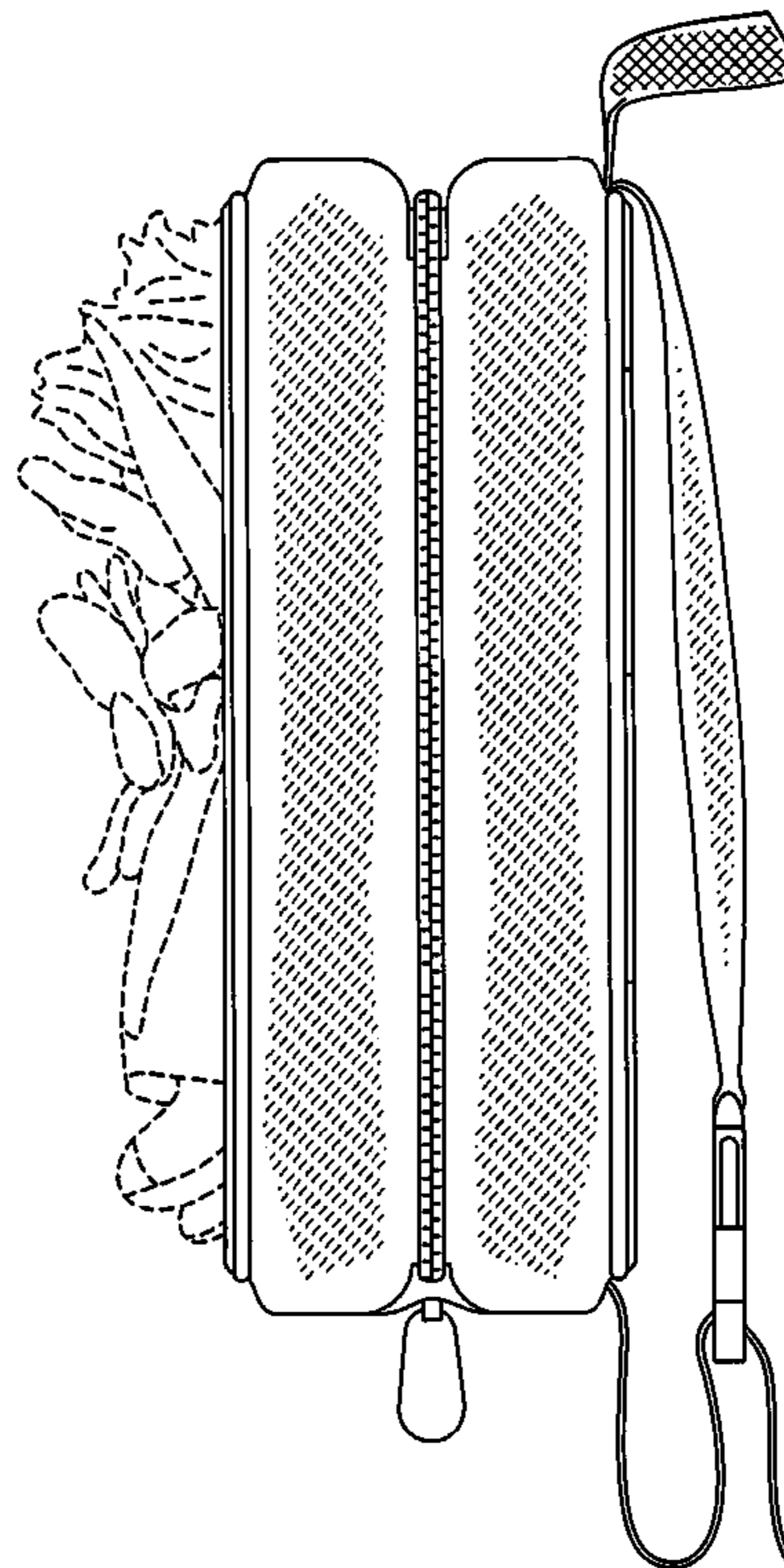

FIG. 4 is a left side elevation view thereof;

FIG. 5 is a top plan view thereof; and,

FIG. 6 is a bottom plan view thereof.

The broken lines depict portions of the backpack that form no part of the claimed design.

1 Claim, 6 Drawing Sheets






FIG. 1

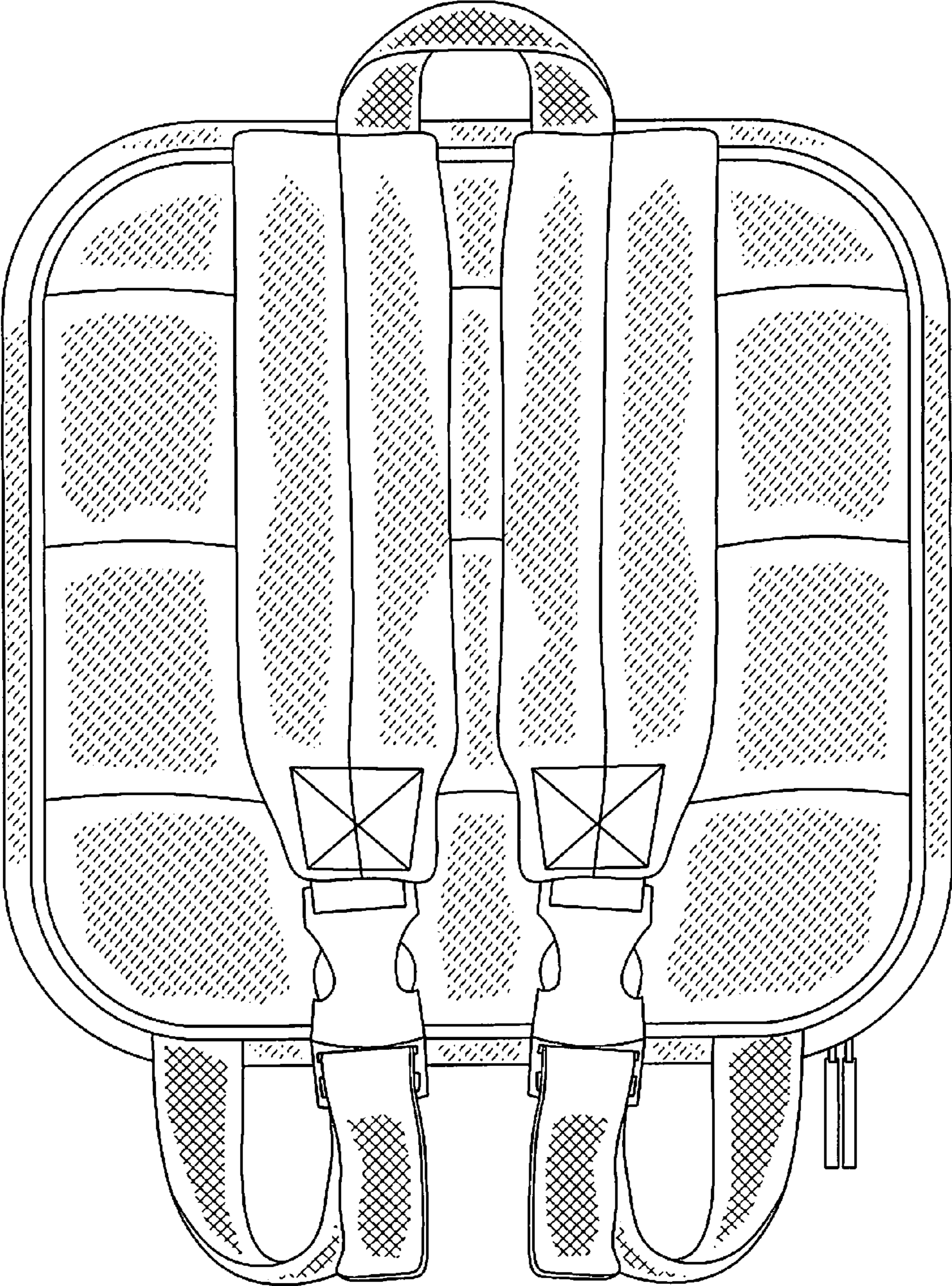


FIG. 2

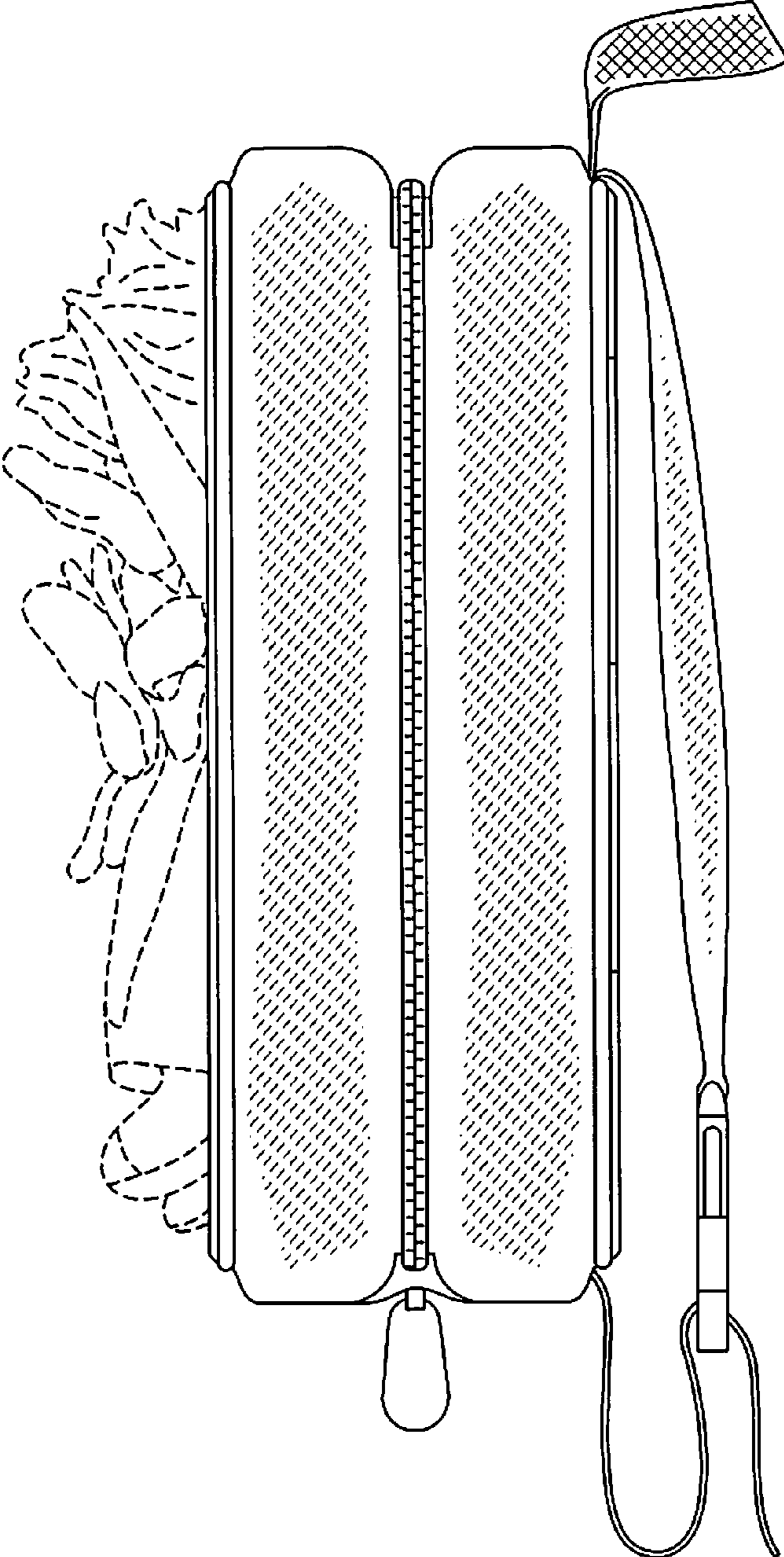


FIG. 3

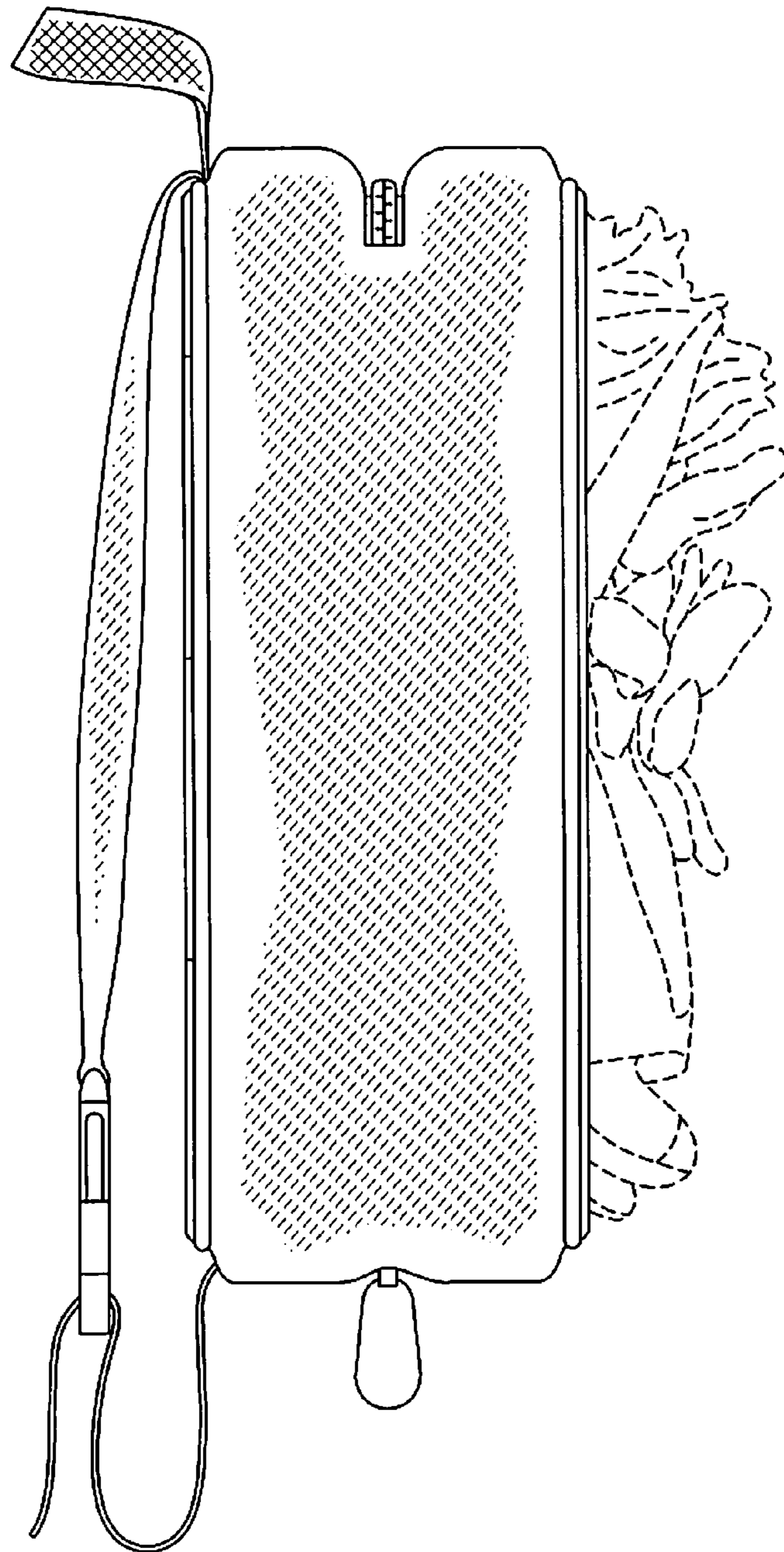


FIG. 4

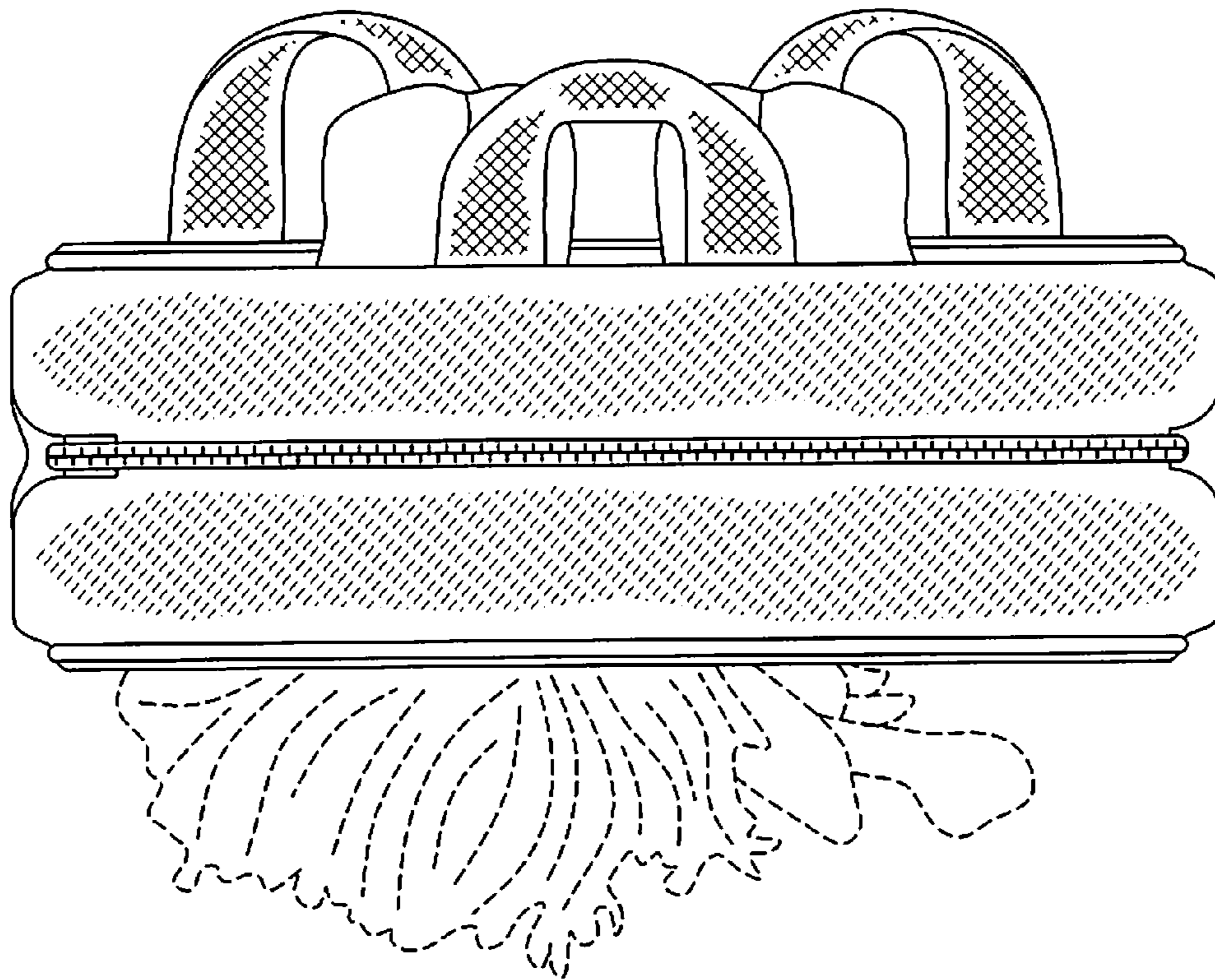


FIG. 5




FIG. 6