



US00D670903S

(12) **United States Design Patent**
Ormsbee

(10) **Patent No.:** **US D670,903 S**

(45) **Date of Patent:** **** Nov. 20, 2012**

(54) **CLIP**

(75) Inventor: **Bowden Ormsbee**, Longmont, CO (US)

(73) Assignee: **Nite Ize, Inc.**, Boulder, CO (US)

(**) Term: **14 Years**

(21) Appl. No.: **29/410,543**

(22) Filed: **Jan. 9, 2012**

(51) **LOC (9) Cl.** **03-01**

(52) **U.S. Cl.** **D3/215**

(58) **Field of Classification Search** D3/215,

D3/218, 207-212; D8/371, 394-396, 367;

24/3.6, 3.11, 67.3, 3.12, 3.13, 570, 599.6;

224/666, 268-269, 247, 236, 240, 242, 197,

224/165, 255, 674, 677, 904; 248/227.1,

248/49, 300-301, 316.7, 51, 489

See application file for complete search history.

(56) **References Cited**

U.S. PATENT DOCUMENTS

1,349,468 A * 8/1920 Morrison 24/3.6

3,519,177 A * 7/1970 Voinovich 224/255

4,113,156 A * 9/1978 Brito 224/666

D479,909 S * 9/2003 Staples D3/233

D501,989 S * 2/2005 Cook et al. D3/215

D514,310 S * 2/2006 Roye D3/207

D555,896 S * 11/2007 Ward-Llewellyn D3/215

D606,739 S * 12/2009 Fahrendorff et al. D3/218

D633,739 S * 3/2011 Hamdia D6/546

* cited by examiner

Primary Examiner — Catheri Oliver-Garcia

(74) *Attorney, Agent, or Firm* — Patton Boggs LLP

(57) **CLAIM**

The ornamental design for the clip, as shown and described.

DESCRIPTION

FIG. 1 is a front perspective view of one embodiment of a clip;

FIG. 2 is a rear perspective view of the clip of FIG. 1;

FIG. 3 is a front view of the clip of FIG. 1;

FIG. 4 is a rear view of the clip of FIG. 1;

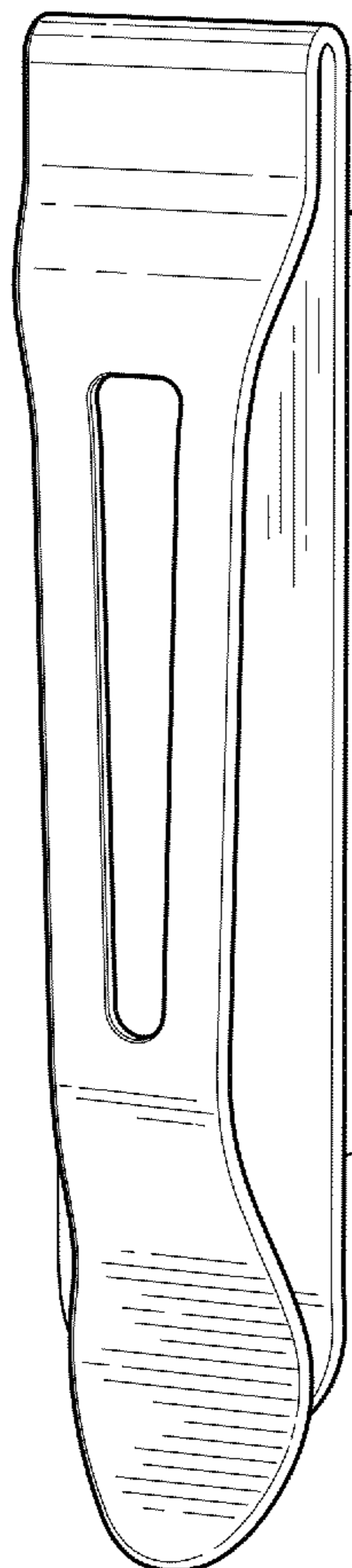
FIG. 5 is a left view of the clip of FIG. 1;

FIG. 6 is a right view of the clip of FIG. 1;

FIG. 7 is a top view of the clip of FIG. 1; and,

FIG. 8 is a bottom view of the clip of FIG. 1.

1 Claim, 3 Drawing Sheets






FIG. 1




FIG. 2

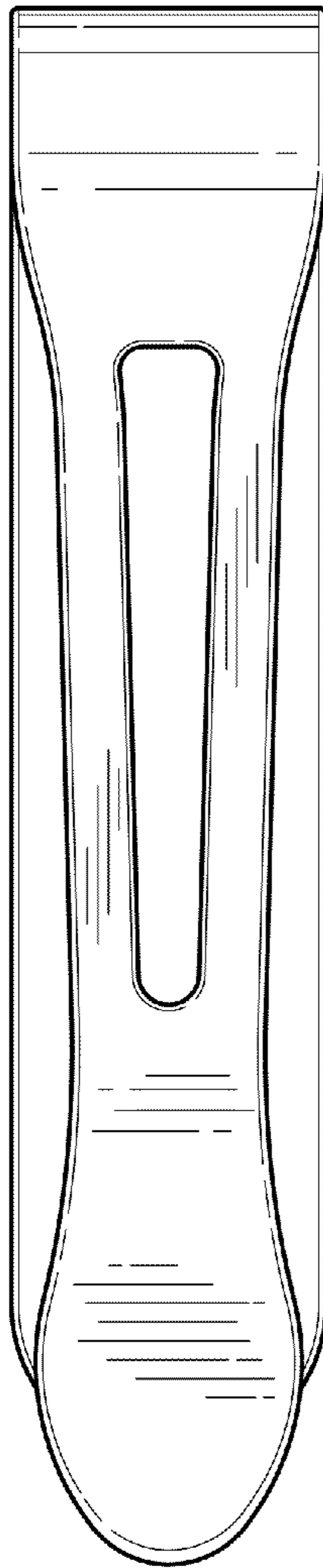


FIG. 3

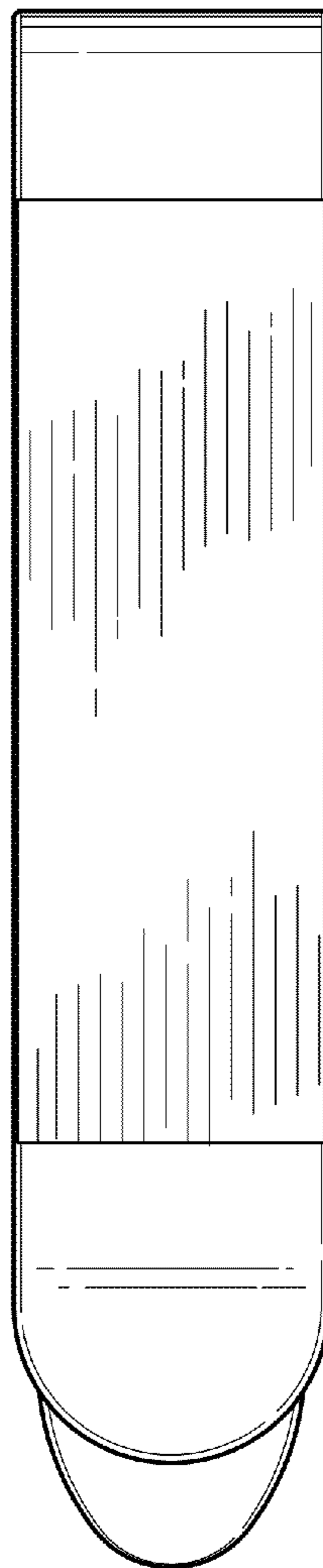


FIG. 4

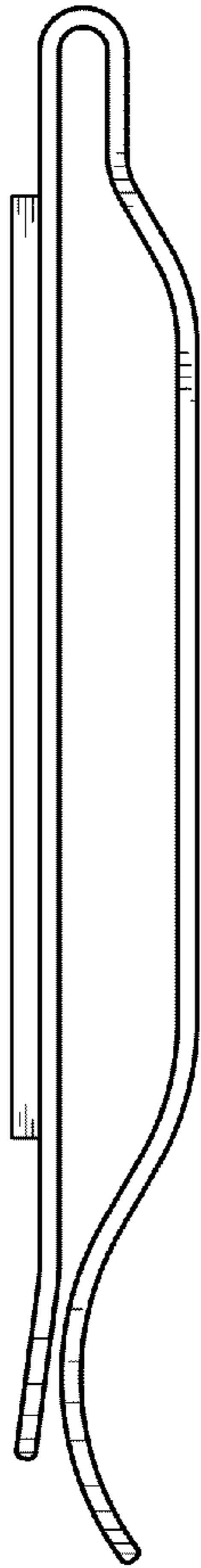


FIG. 5

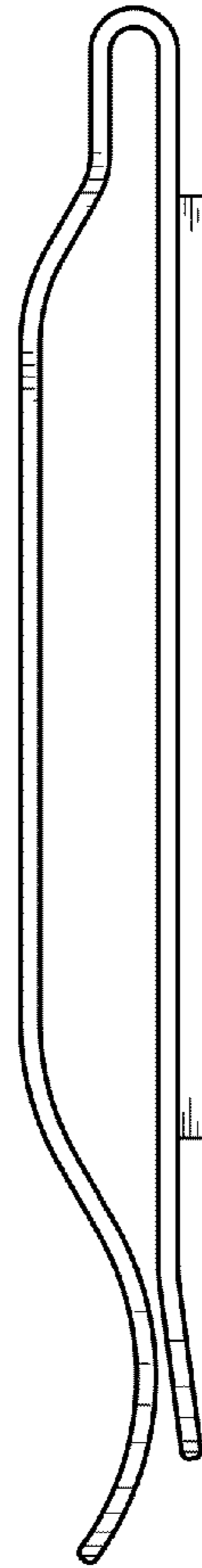


FIG. 6

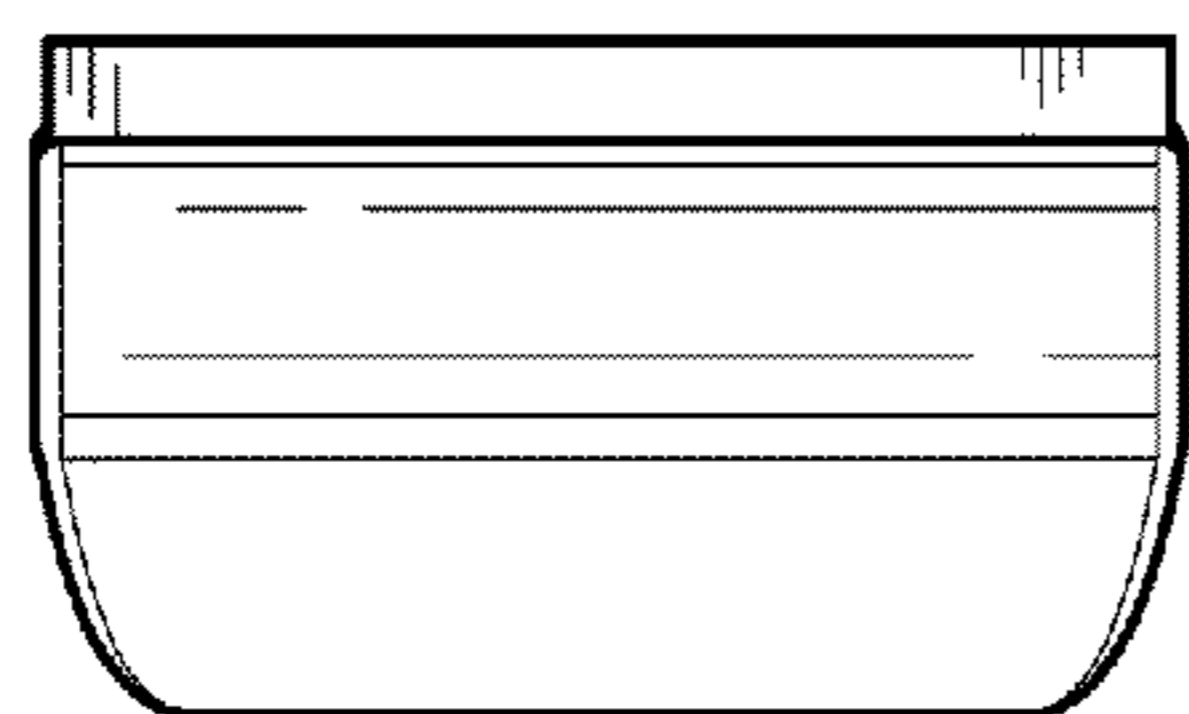


FIG. 7

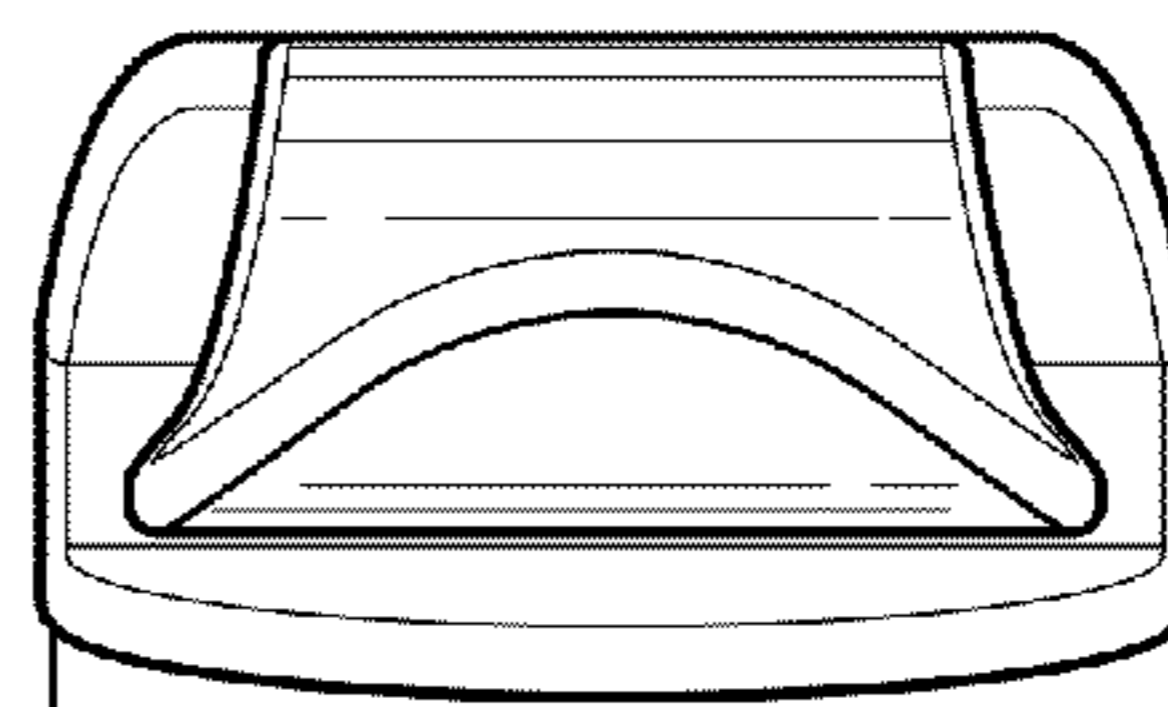


FIG. 8