



US00D670897S

(12) **United States Design Patent**  
**McClaskie**

(10) **Patent No.:** **US D670,897 S**  
(45) **Date of Patent:** **\*\* Nov. 20, 2012**

- (54) **SHOE**
  - (75) Inventor: **Thomas E. McClaskie**, Bethlehem, PA (US)
  - (73) Assignee: **Columbia Insurance Company**, Omaha, NE (US)
  - (\*\*) Term: **14 Years**
  - (21) Appl. No.: **29/422,562**
  - (22) Filed: **May 22, 2012**
  - (51) **LOC (9) Cl.** ..... **02-04**
  - (52) **U.S. Cl.** ..... **D2/952; D2/950; D2/951**
  - (58) **Field of Classification Search** ..... D2/902, D2/906, 908, 916, 918, 925, 946-962, 977; 36/3 B, 22 R, 24.5, 25 R, 28, 32 R, 34 R, 36/59 C, 67 A, 103
- See application file for complete search history.

D625,497 S *	10/2010	McClaskie	.....	D2/952
D625,498 S *	10/2010	McClaskie	.....	D2/952
D625,908 S	10/2010	McClaskie	.....	
D626,317 S *	11/2010	McClaskie	.....	D2/952
D626,318 S *	11/2010	McClaskie	.....	D2/952
D627,547 S *	11/2010	McClaskie	.....	D2/952
D627,548 S	11/2010	McClaskie	.....	
D653,022 S *	1/2012	McClaskie	.....	D2/952
D653,435 S *	2/2012	McClaskie	.....	D2/952
D654,257 S *	2/2012	McClaskie	.....	D2/952
D654,672 S *	2/2012	McClaskie	.....	D2/951
D654,675 S *	2/2012	McClaskie	.....	D2/952
D654,676 S *	2/2012	McClaskie	.....	D2/952

\* cited by examiner

*Primary Examiner* — T. Chase Nelson  
(74) *Attorney, Agent, or Firm* — IP Attorneys Group, LLC

(57) **CLAIM**  
The ornamental design for a shoe, as shown and described.

**DESCRIPTION**

FIG. 1 is a bottom perspective view of a shoe in accordance with the new design;  
 FIG. 2 is a bottom view thereof;  
 FIG. 3 is a top view thereof;  
 FIG. 4 is a right side view thereof;  
 FIG. 5 is a left side view thereof;  
 FIG. 6 is a front view thereof; and,  
 FIG. 7 is a rear view thereof.


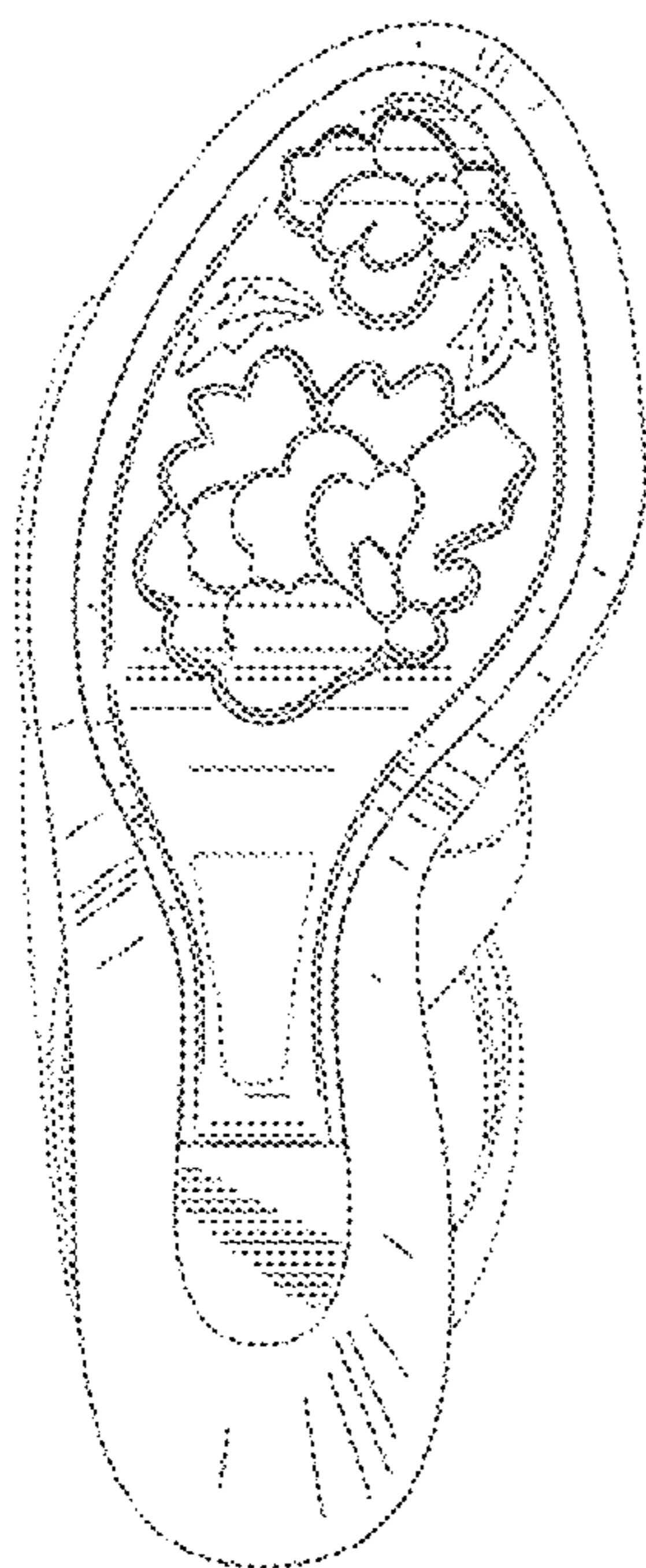
The shoe upper shown in broken lines in FIGS. 1-7 is for environmental purposes only and forms no part of the claimed design. The broken lines shown in each arch area of FIGS. 1, 2, 4 and 5 represent boundaries of the design with the lines themselves and the areas within them forming no part of the claimed design.

**1 Claim, 7 Drawing Sheets**

(56) **References Cited**

U.S. PATENT DOCUMENTS

D531,787 S *	11/2006	McClaskie	.....	D2/952
D592,388 S *	5/2009	Issler	.....	D2/952
D603,591 S	11/2009	McClaskie	.....	
D604,487 S *	11/2009	McClaskie	.....	D2/952
D608,994 S	2/2010	McClaskie	.....	
D608,995 S *	2/2010	McClaskie	.....	D2/952
D609,889 S *	2/2010	McClaskie	.....	D2/952
D610,787 S *	3/2010	McClaskie	.....	D2/952
D623,387 S	9/2010	McClaskie	.....	
D623,836 S *	9/2010	McClaskie	.....	D2/952
D624,292 S	9/2010	McClaskie	.....	
D625,089 S	10/2010	McClaskie	.....	
D625,495 S	10/2010	McClaskie	.....	
D625,496 S *	10/2010	McClaskie	.....	D2/952



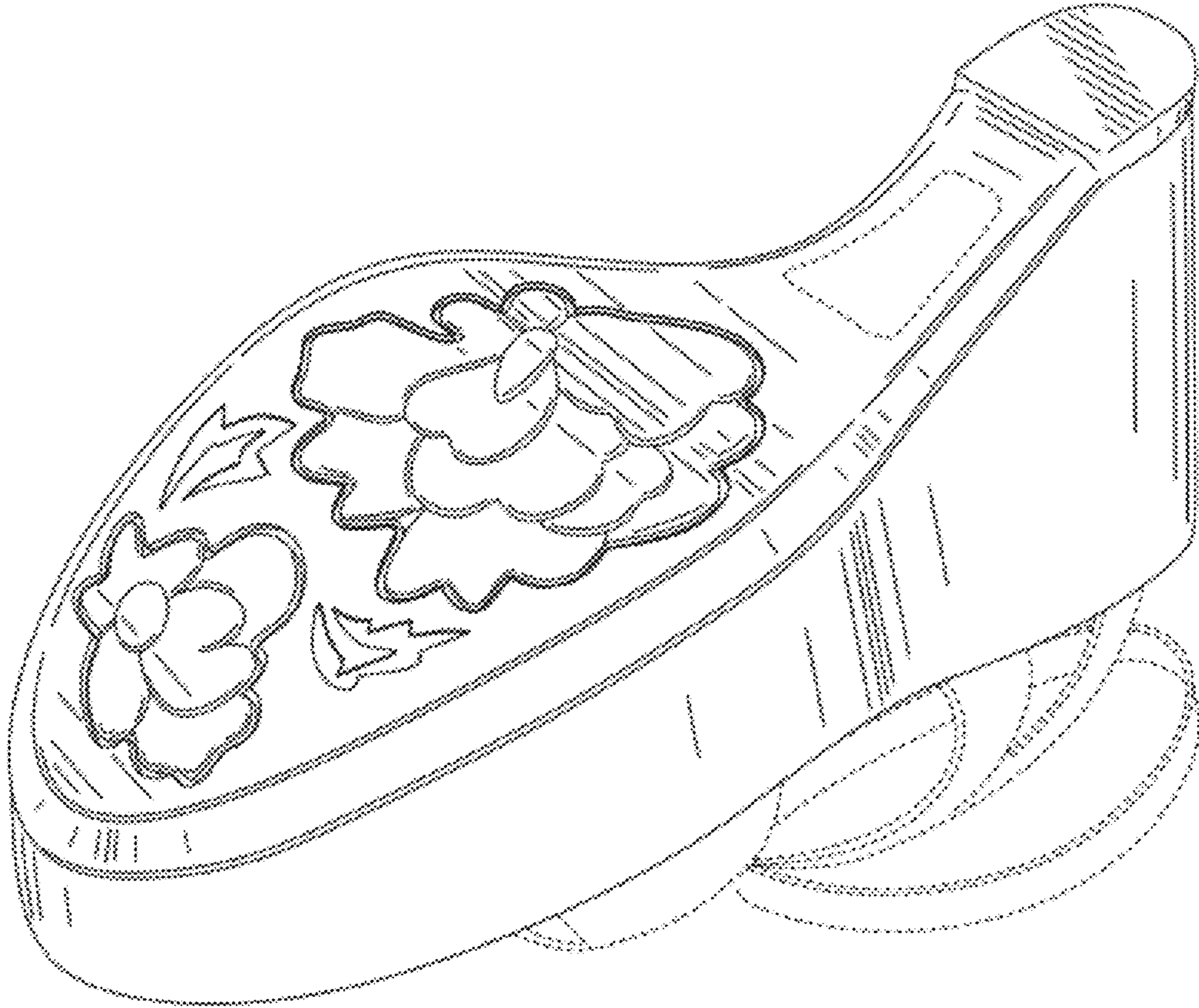


FIG. 1

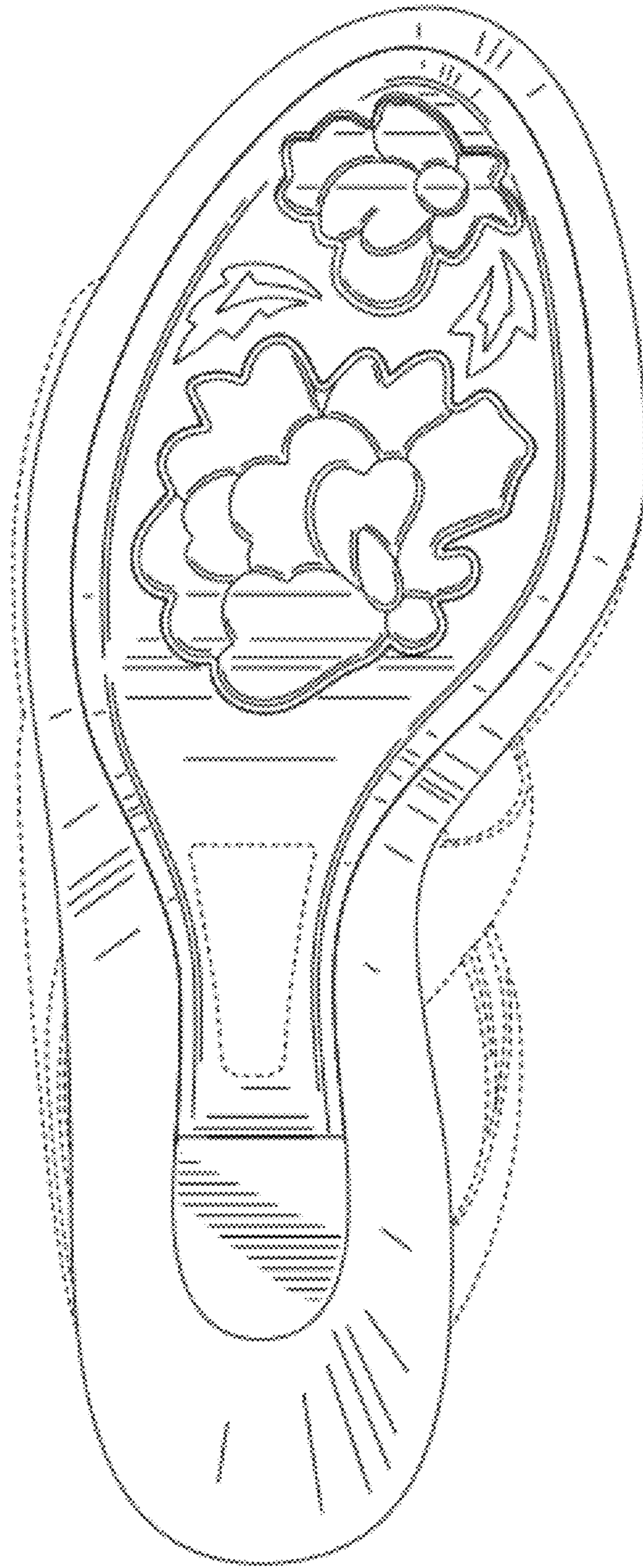


FIG. 2



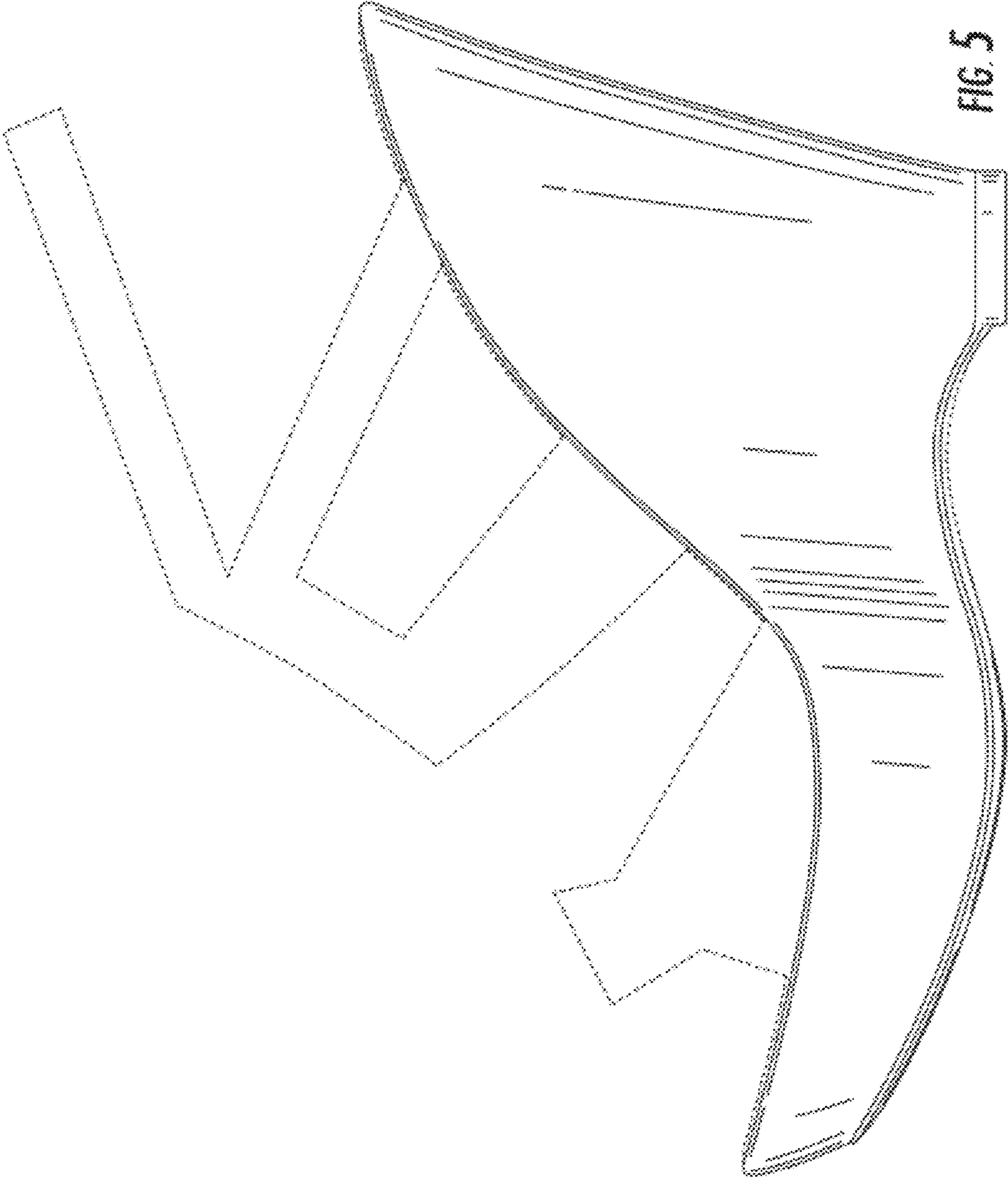


FIG. 3





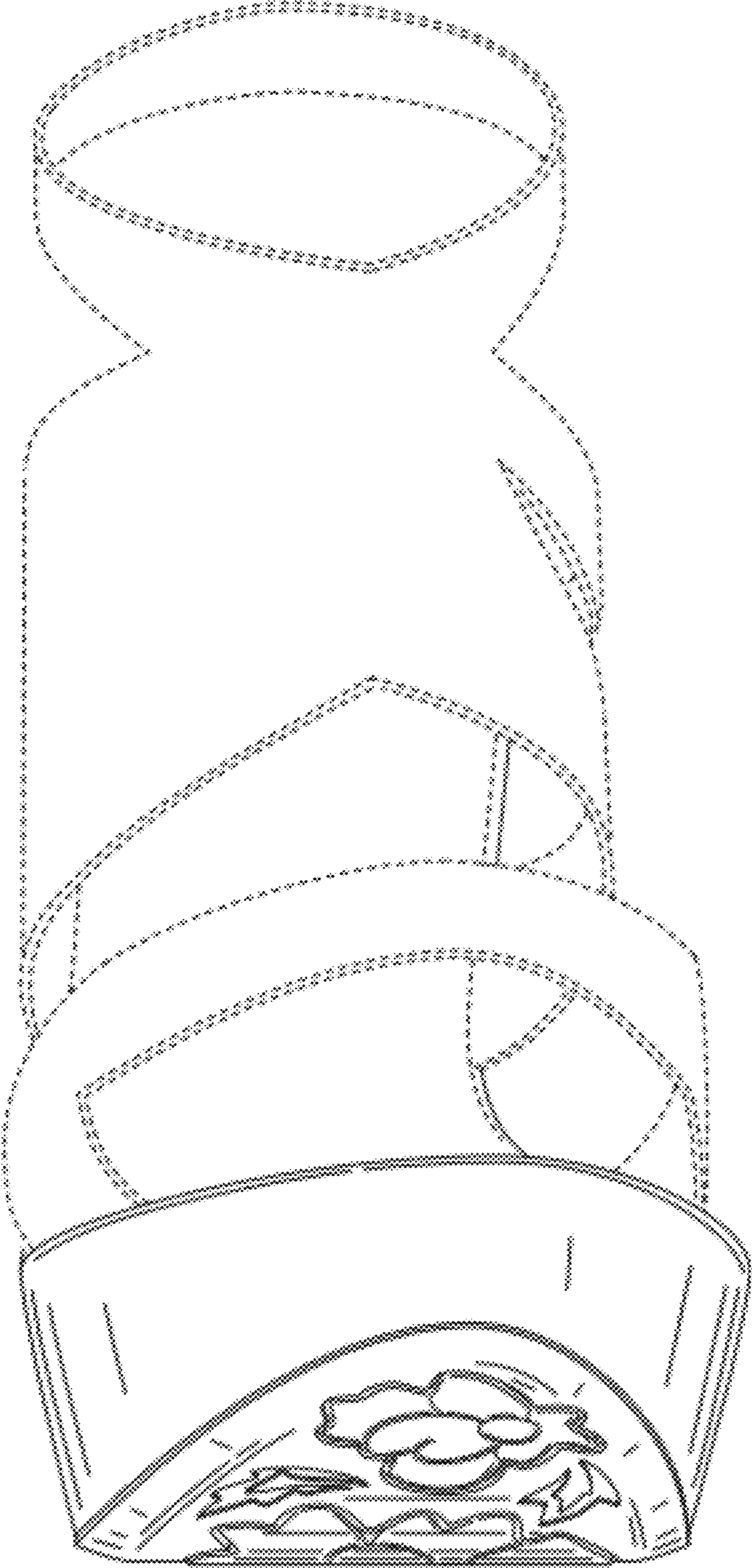


FIG. 6

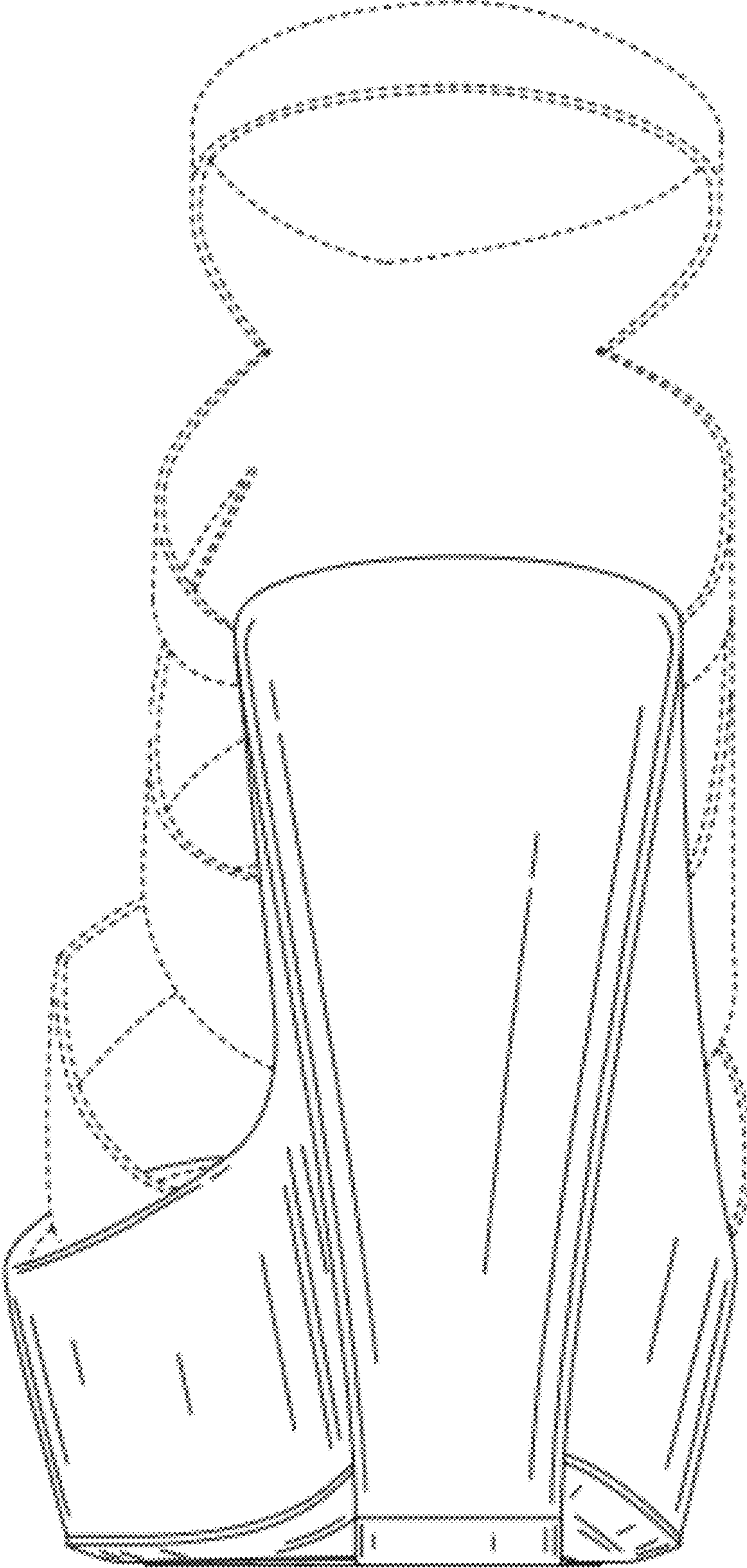


FIG. 7