

US00D670896S

(12) **United States Design Patent**
McClaskie

(10) **Patent No.:** **US D670,896 S**

(45) **Date of Patent:** **** Nov. 20, 2012**

(54) **SHOE**

(75) **Inventor:** **Thomas E. McClaskie**, Bethlehem, PA
(US)

(73) **Assignee:** **Columbia Insurance Company**,
Omaha, NE (US)

(**) **Term:** **14 Years**

(21) **Appl. No.:** **29/422,542**

(22) **Filed:** **May 22, 2012**

(51) **LOC (9) Cl.** **02-04**

(52) **U.S. Cl.** **D2/952; D2/951**

(58) **Field of Classification Search** D2/902,
D2/906, 908, 916, 918, 925, 946-962, 977;
36/3 B, 22 R, 24.5, 25 R, 28, 32 R, 34 R,
36/59 C, 67 A, 103

See application file for complete search history.

(56) **References Cited**

U.S. PATENT DOCUMENTS

D144,330 S	4/1946	Walter
D248,893 S	8/1978	Comensoli et al.
D497,468 S	10/2004	McClaskie
D553,832 S	10/2007	McClaskie
D583,139 S	12/2008	McClaskie
D590,141 S	4/2009	McClaskie
D593,289 S	6/2009	McClaskie
D608,536 S	1/2010	McClaskie
D608,995 S	2/2010	McClaskie

D619,342 S	7/2010	McClaskie	
D622,488 S	8/2010	McClaskie	
D626,317 S	* 11/2010	McClaskie D2/952
D653,433 S	* 2/2012	McClaskie D2/951
D653,435 S	* 2/2012	McClaskie D2/952
D653,436 S	* 2/2012	McClaskie D2/952
D654,669 S	* 2/2012	Hunter et al. D2/917

* cited by examiner

Primary Examiner — T. Chase Nelson

(74) *Attorney, Agent, or Firm* — IP Attorneys Group, LLC

(57) **CLAIM**

The ornamental design for a shoe, as shown and described.

DESCRIPTION

FIG. 1 is a bottom perspective view of a shoe in accordance with the new design;

FIG. 2 is a bottom view thereof;

FIG. 3 is a top view thereof;

FIG. 4 is a right side view thereof;

FIG. 5 is a left side view thereof;



FIG. 6 is a front view thereof;

FIG. 7 is a rear view thereof; and,

FIG. 8 is an enlarged view of the area labeled "8" in FIG. 1.

The shoe upper shown in broken lines in FIGS. 1-7 is for environmental purposes only and forms no part of the claimed design. The broken lines shown in each arch area of FIGS. 1, 2, 4, and 5 represent boundaries of the design, with the lines themselves and the areas within them forming no part of the claimed design.

1 Claim, 7 Drawing Sheets



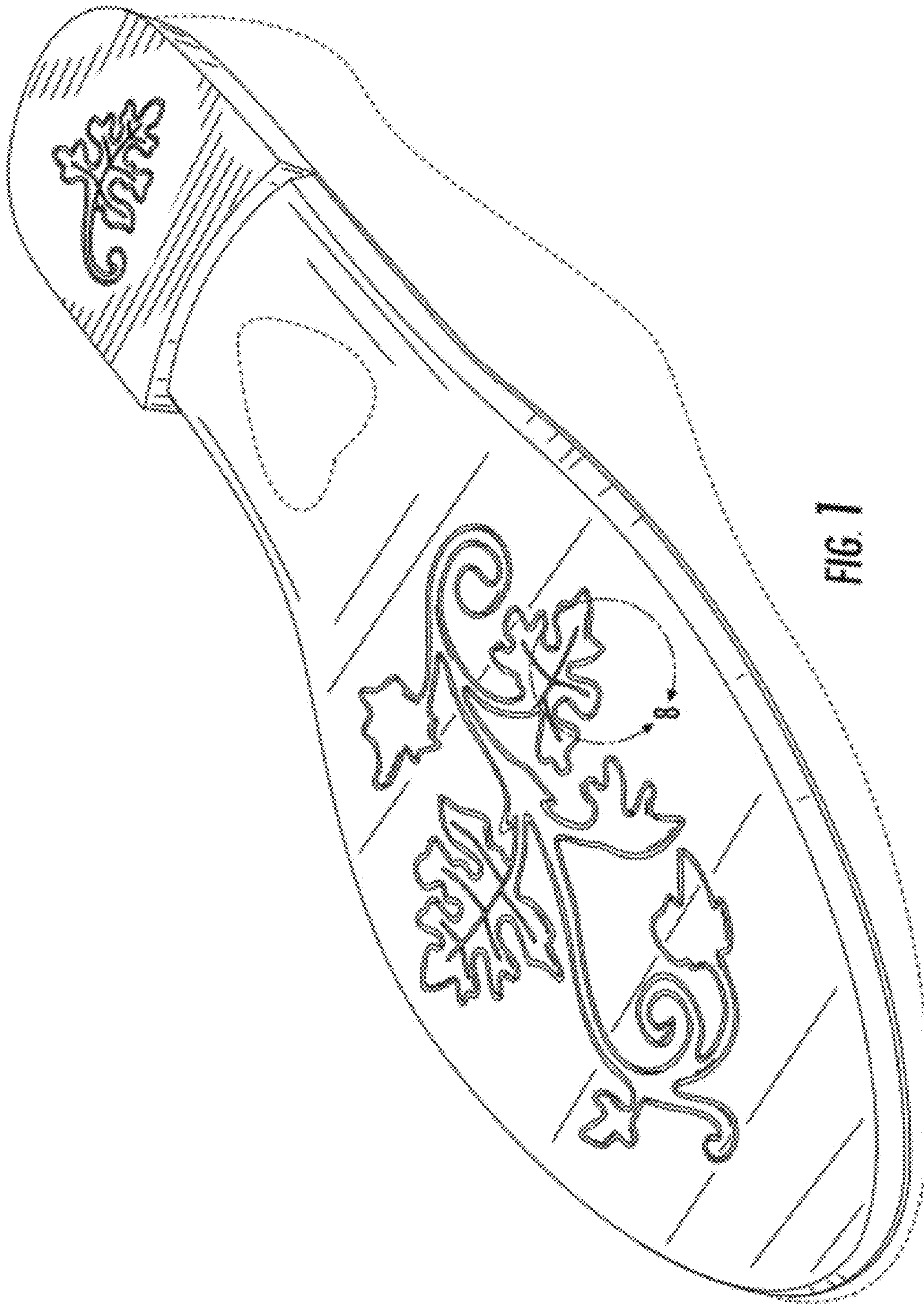


FIG. 1

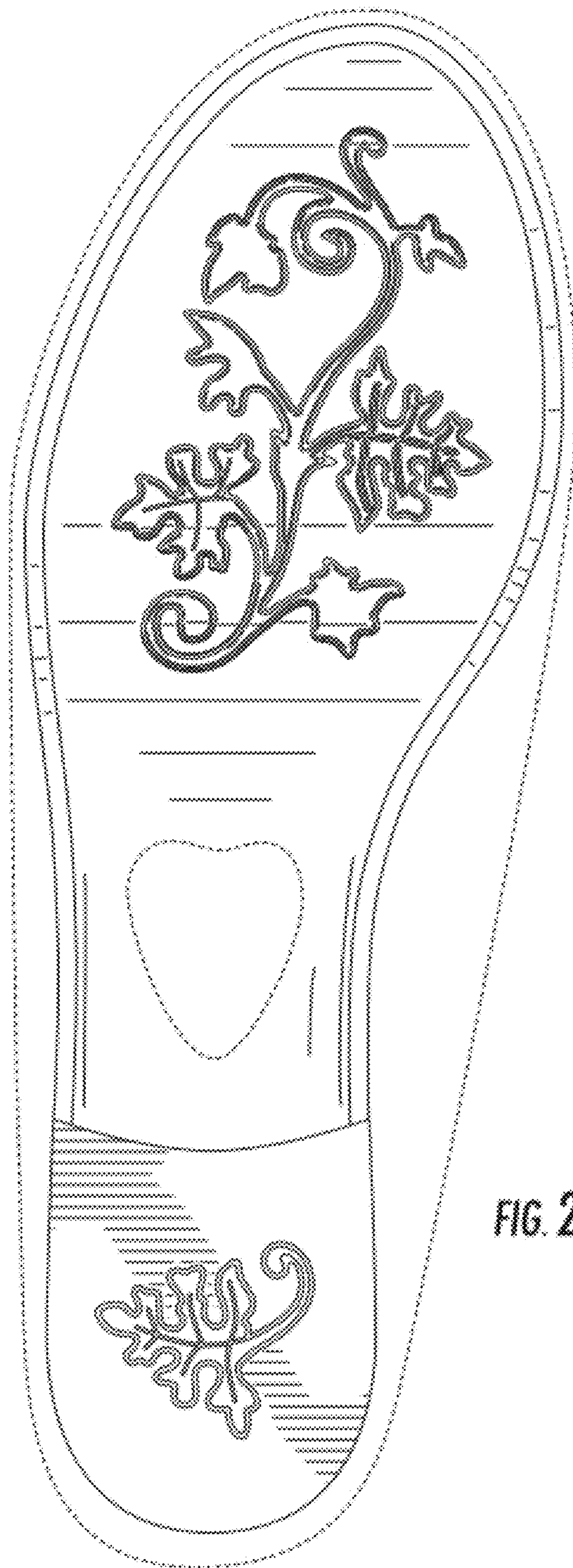


FIG. 2




FIG. 3

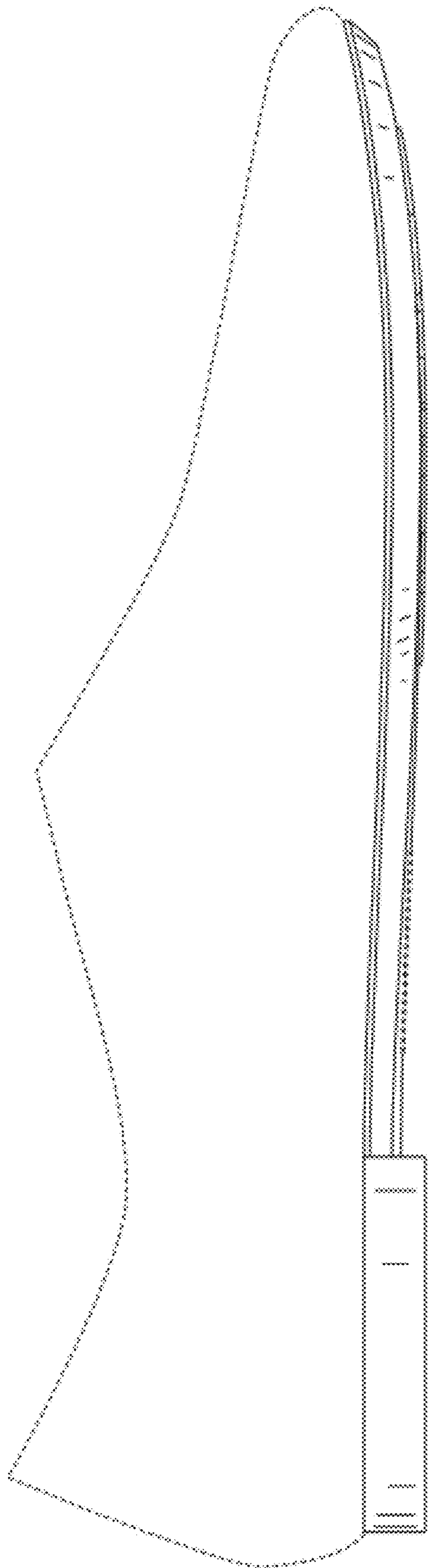


FIG. 4

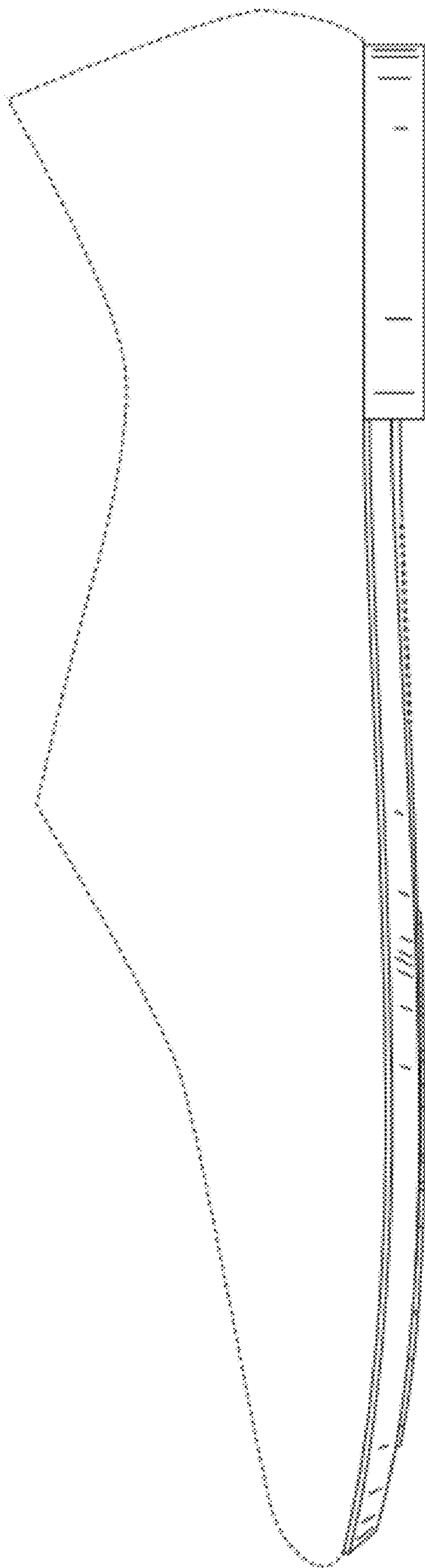


FIG. 5

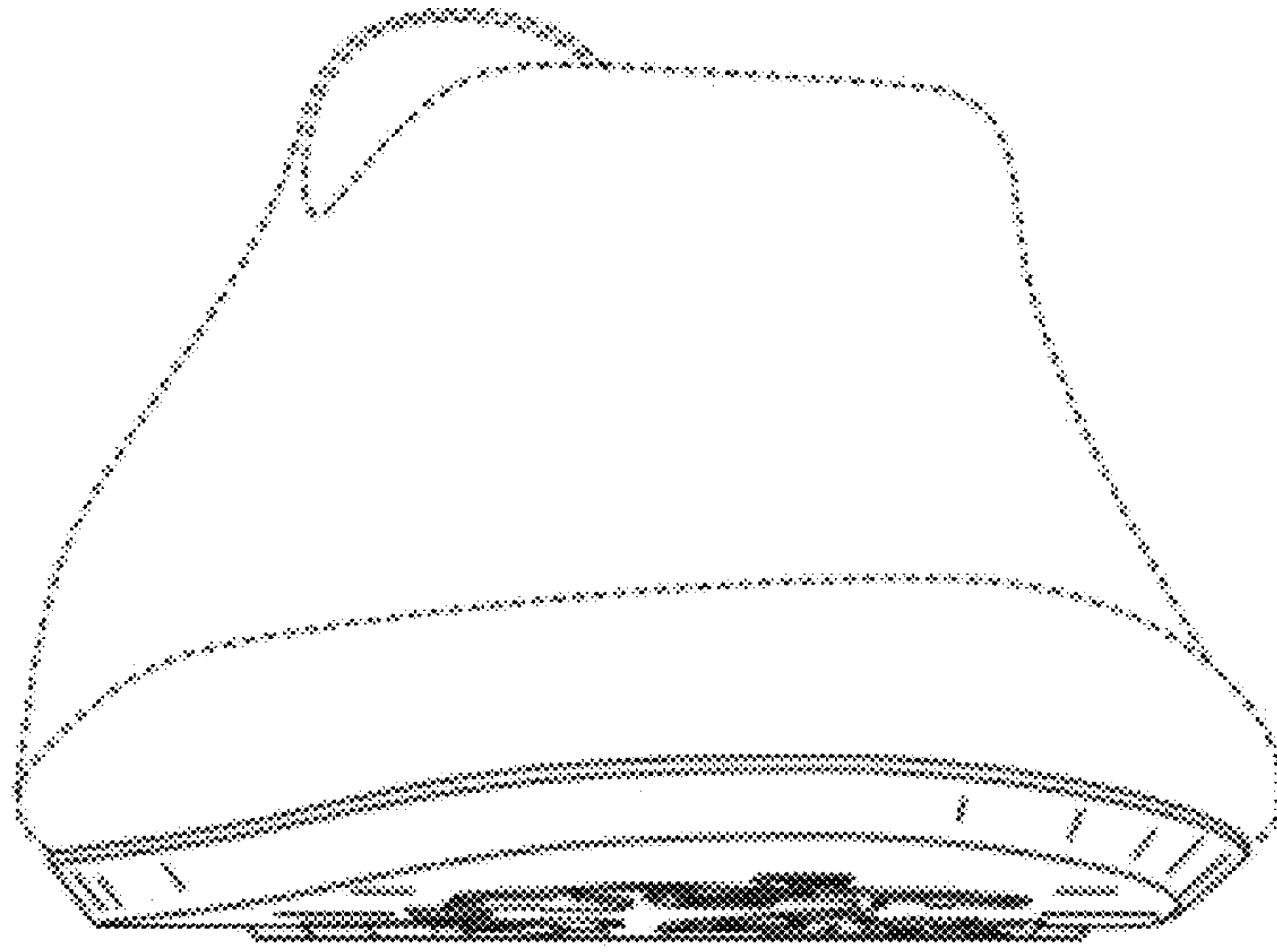


FIG. 6

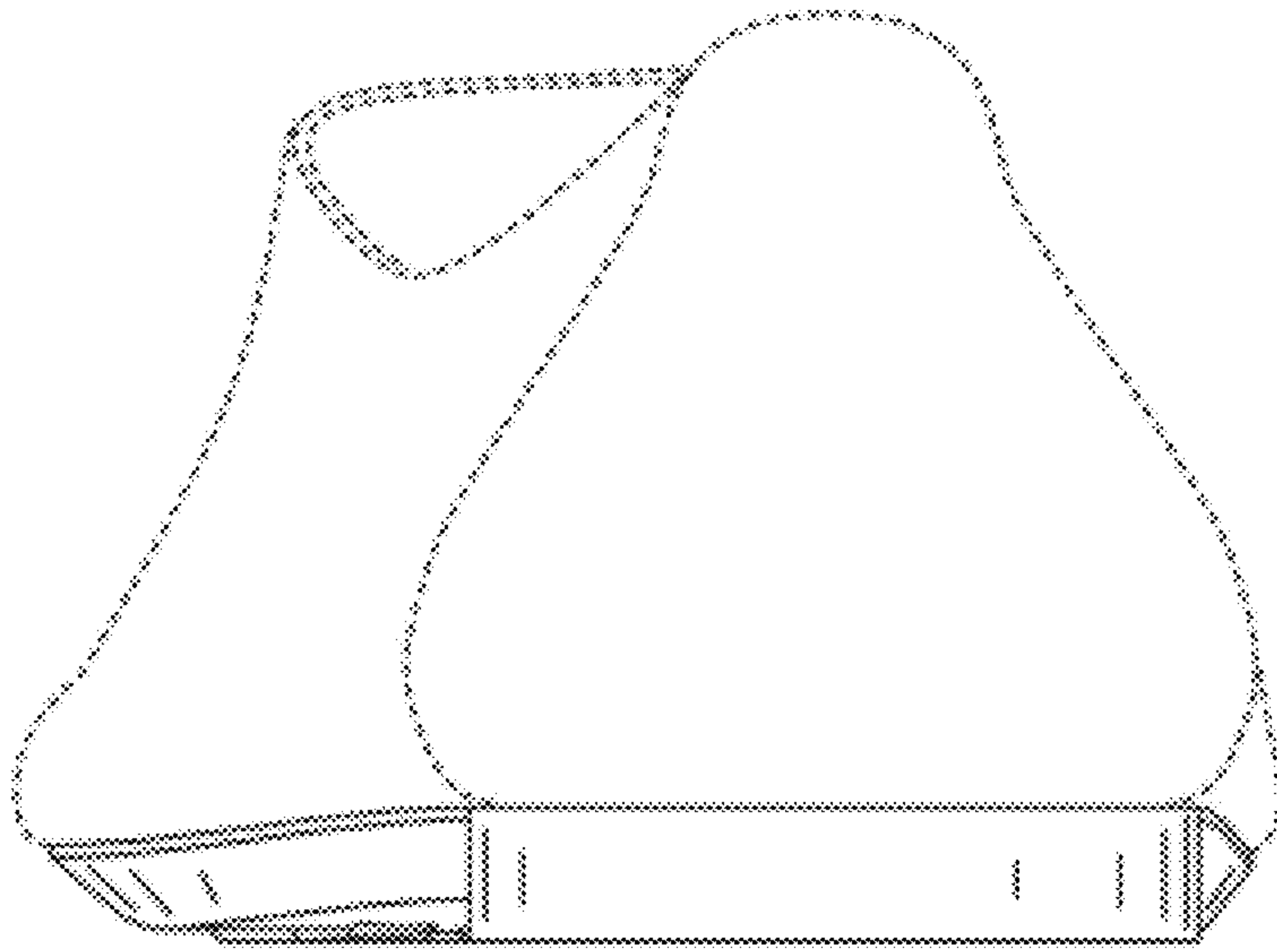


FIG. 7



FIG. 8