



US00D670889S

(12) **United States Design Patent**
Bengyak

(10) **Patent No.:** **US D670,889 S**

(45) **Date of Patent:** **** Nov. 20, 2012**

(54) **PAIR OF GLOVES**

(76) **Inventor:** **Christopher Edward Bengyak**, Vero Beach, FL (US)

(**) **Term:** **14 Years**

(21) **Appl. No.:** **29/423,738**

(22) **Filed:** **Jun. 4, 2012**

Related U.S. Application Data

(62) Division of application No. 29/373,328, filed on Mar. 31, 2001, now Pat. No. Des. 661,050.

(51) **LOC (9) Cl.** **02-06**

(52) **U.S. Cl.** **D2/619**

(58) **Field of Classification Search** D2/610, D2/614, 615, 616, 617, 618, 619, 620, 621, D2/622, 623; D20/33; D21/807; D28/63; D29/113, 114, 116.2, 117.1, 117.2, 120.1; D32/40, 41, 42, 43; 2/16, 158, 159, 161.1, 2/161.3, 161.4, 161.5, 161.8, 162, 168, 170, 2/455, 908, 910, 917; 40/586; 446/26

See application file for complete search history.

(56) **References Cited**

U.S. PATENT DOCUMENTS

D653,426	S	*	2/2012	Bengyak	D2/619
8,141,281	B2	*	3/2012	Sample et al.	40/586
D660,548	S	*	5/2012	Bengyak	D2/619
D660,549	S	*	5/2012	Bengyak	D2/619
D661,050	S	*	6/2012	Bengyak	D2/619

* cited by examiner

Primary Examiner — Karen E Eldridge Powers

(57) **CLAIM**

The ornamental design for a pair of gloves, as shown and described.

DESCRIPTION

FIG. 1 is an elevational backhand view of a right hand glove according to the present invention; FIG. 2 is an elevational palm-side view of the glove of FIG. 1 according to the present invention; FIG. 3 is an elevational backhand view of a left hand glove according to the present invention; and, FIG. 4 is an elevational palm-side view of the glove of FIG. 3 according to the present invention.

1 Claim, 2 Drawing Sheets

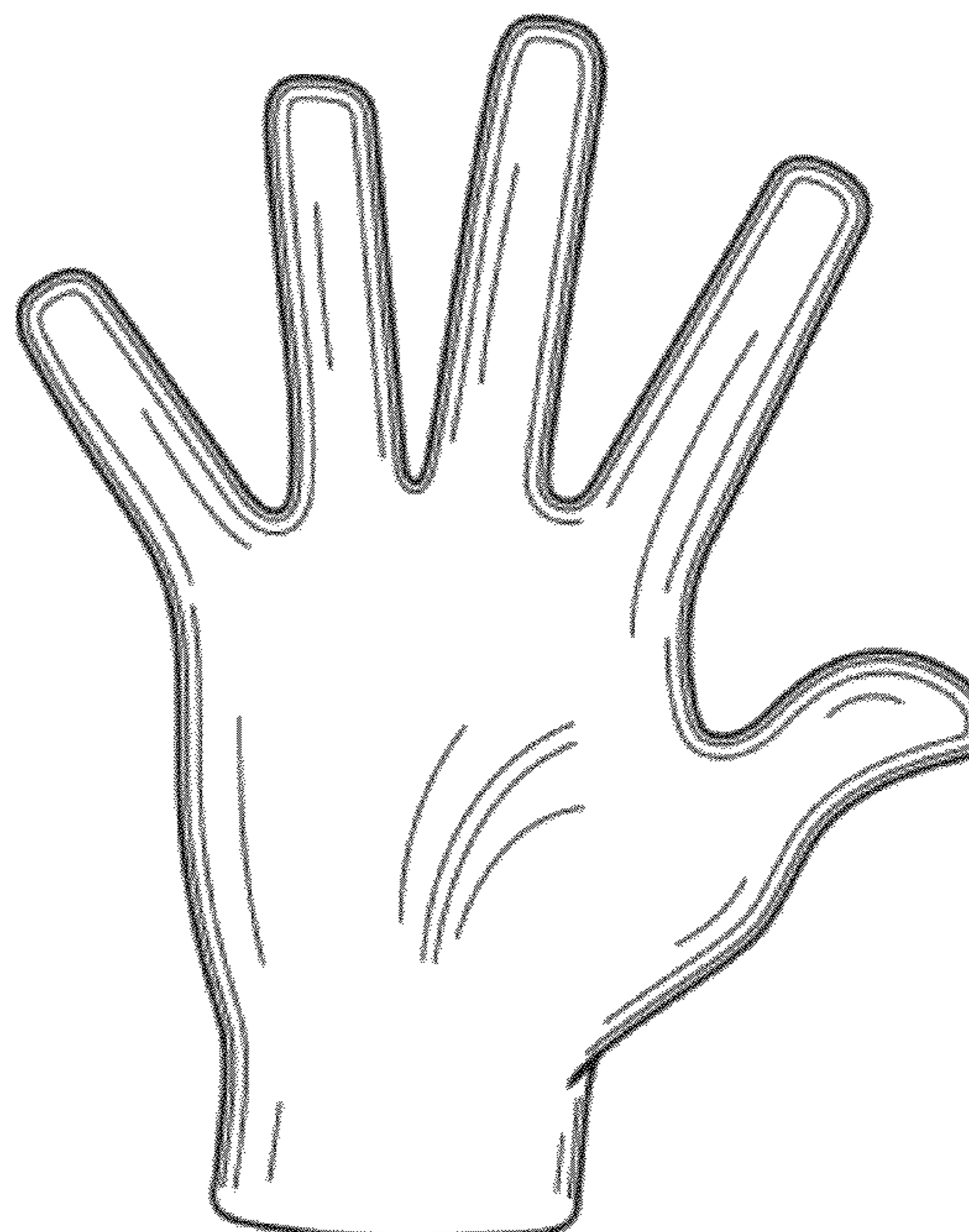




FIG. 1




FIG. 2

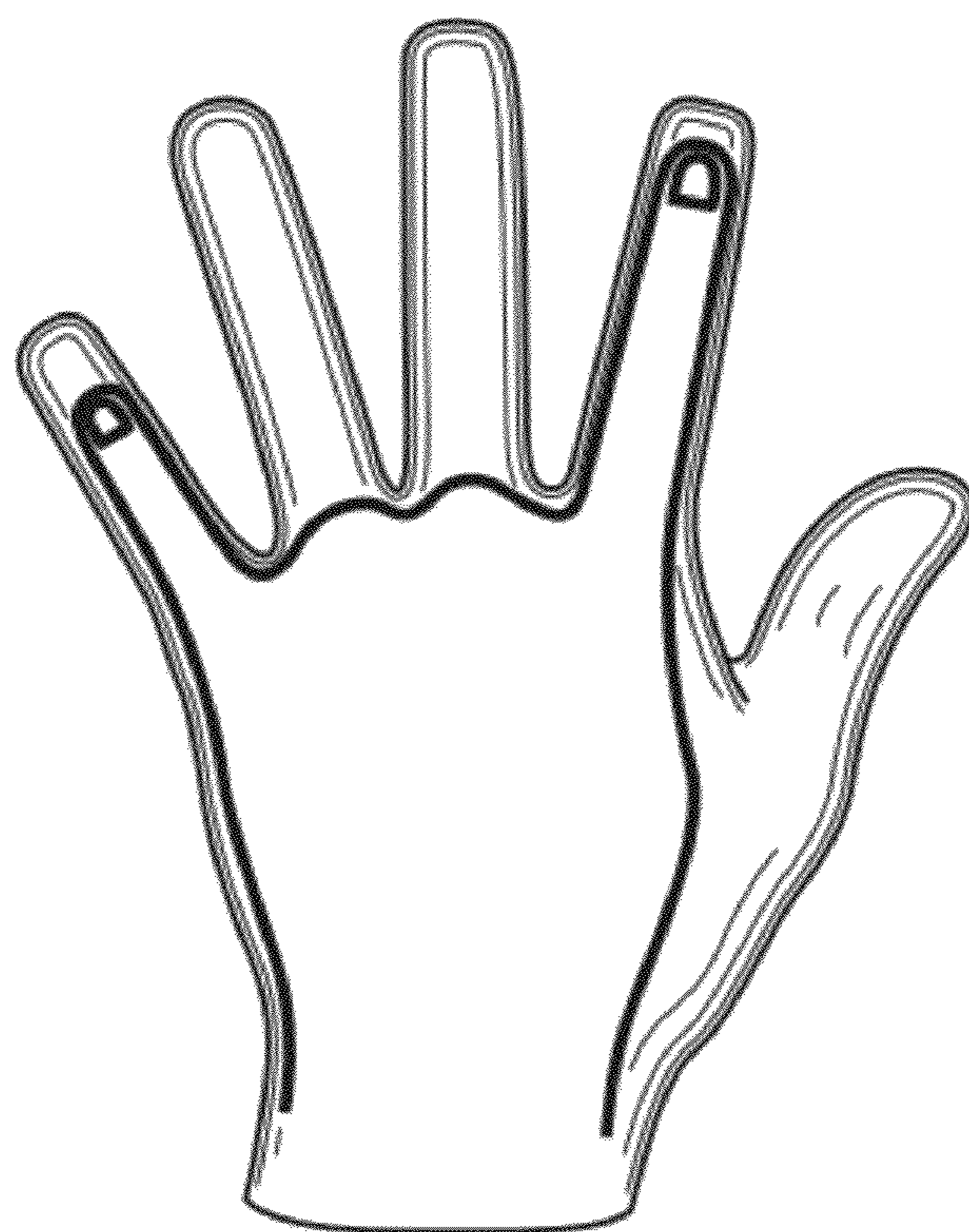


FIG. 3

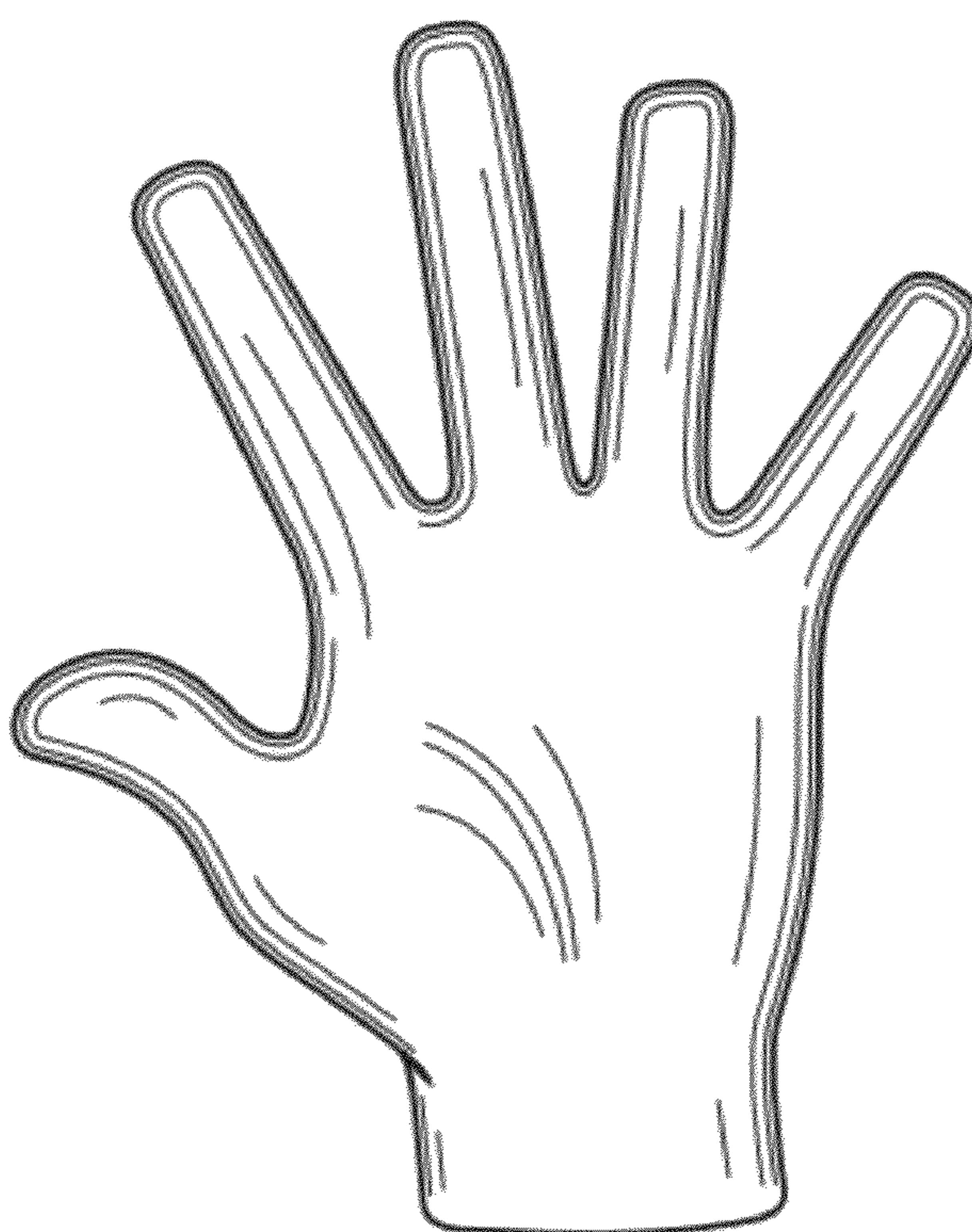


FIG. 4