



US00D670858S

(12) **United States Design Patent**
Fakhouri et al.

(10) **Patent No.:** **US D670,858 S**
(45) **Date of Patent:** **** Nov. 13, 2012**

(54) **STORAGE RECEPTACLE FOR SMOKING MATERIAL AND/OR A PIPE**

(75) Inventors: **Yazin Fakhouri**, Chicago, IL (US);
Robert J. Guyser, Chicago, IL (US)

(73) Assignee: **IL1 Smocan LLC**, Chicago, IL (US)

(**) Term: **14 Years**

(21) Appl. No.: **29/370,083**

(22) Filed: **Jun. 3, 2010**

(51) **LOC (9) Cl.** **27-06**

(52) **U.S. Cl.** **D27/189**

(58) **Field of Classification Search** D27/100,
D27/101, 102, 189, 133, 194, 172, 139, 141,
D27/144, 149, 180, 183, 186; 239/55; 206/536,
206/537, 538, 539, 85, 88, 101, 242, 244,
206/260, 265, 269; 131/275, 300, 270, 271,
131/272, 273, 180, 187, 257, 306; D11/157,
D11/158, 160, 159, 131, 133, 134, 136; D28/85,
D28/76, 7, 87, 90; D9/504, 746, 529, 503,
D9/502, 780, 454, 772, 707, 520, 420, 419,
D9/423, 418, 417, 607; D7/510, 608; D2/882,
D2/872, 873, 874, 875, 876, 893, 866, 891,
D2/877

See application file for complete search history.

(56) **References Cited**

U.S. PATENT DOCUMENTS

D97,723 S * 12/1935 Weeks D9/529
2,352,066 A * 6/1944 Apfelbaum 206/536
D260,843 S * 9/1981 Laird et al. D7/608

D266,487 S * 10/1982 Mansau D9/430
D273,093 S * 3/1984 Lunden et al. D3/203.4
D274,209 S * 6/1984 Kikuchi D7/608
D276,503 S * 11/1984 Mansau D9/430
D311,868 S * 11/1990 Armstrong D9/453
D375,870 S * 11/1996 Stonehouse D7/523
5,957,277 A * 9/1999 Elliott 206/205
5,957,380 A * 9/1999 Fitterman et al. 239/55
D433,633 S * 11/2000 La Fata D9/502
D466,814 S * 12/2002 Hurlburt D9/504
D559,675 S * 1/2008 Webb et al. D9/417
D599,168 S * 9/2009 Alviar et al. D7/510
D605,529 S * 12/2009 Holtrop D9/746
D629,252 S * 12/2010 Alviar et al. D7/510
D640,935 S * 7/2011 Davies et al. D9/746

* cited by examiner

Primary Examiner — Kevin Rudzinski

(74) *Attorney, Agent, or Firm* — Patents+TMS, P.C.

(57) **CLAIM**

The ornamental design for a storage receptacle for smoking material and/or a pipe, as shown and described.

DESCRIPTION

FIG. 1 is a side perspective view of a storage receptacle for smoking material and/or a pipe;

FIG. 2 is the side perspective view of FIG. 1 wherein the storage receptacle has the first cap removed;

FIG. 3 is a side perspective view of the storage receptacle;

FIG. 4 is the side perspective view of FIG. 3 wherein the storage receptacle has the second cap removed;

FIG. 5 is a side view of the storage receptacle;

FIG. 6 is a top view of the storage receptacle; and,

FIG. 7 is a bottom view of the storage receptacle.

1 Claim, 6 Drawing Sheets

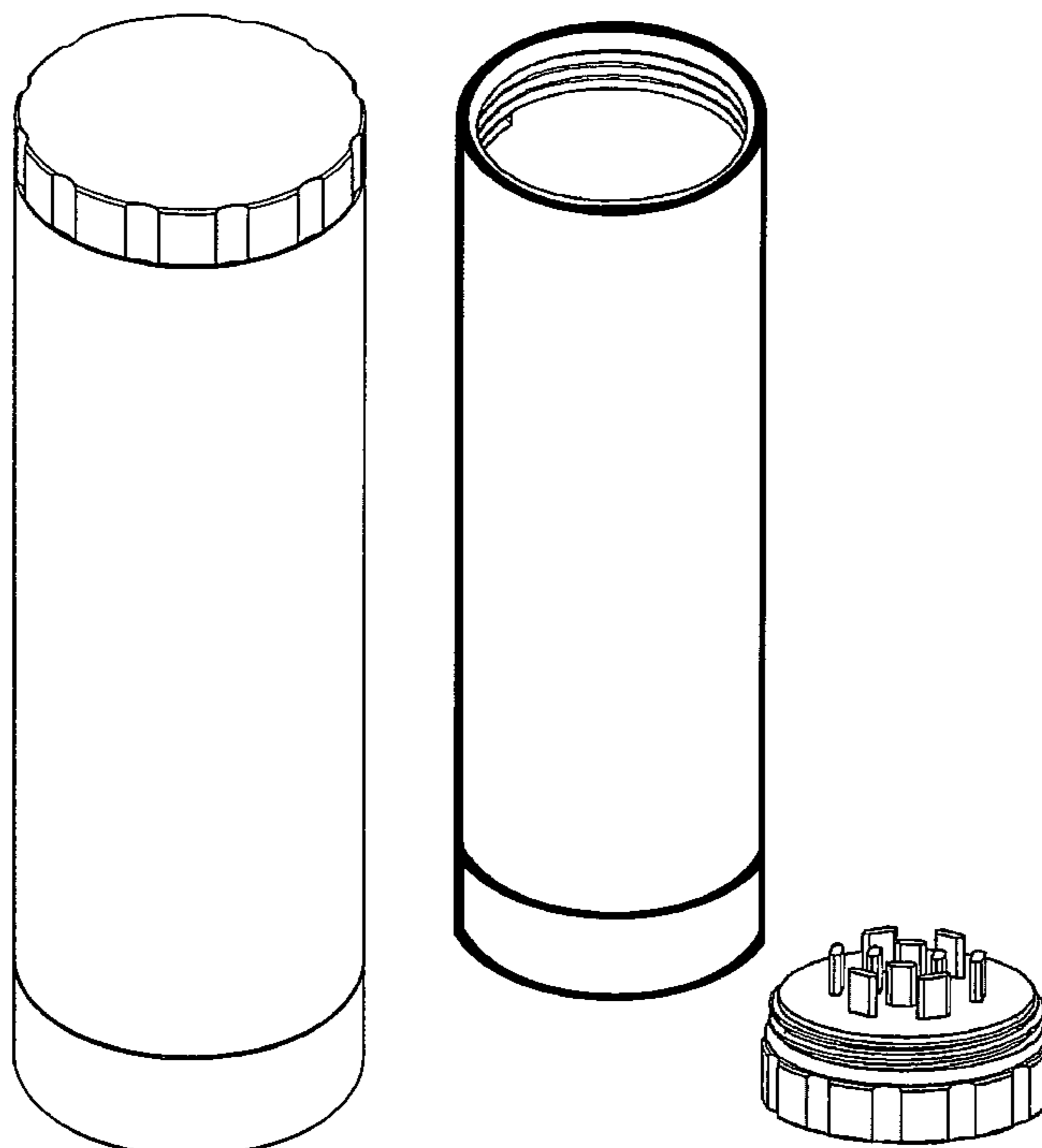



FIG. 1



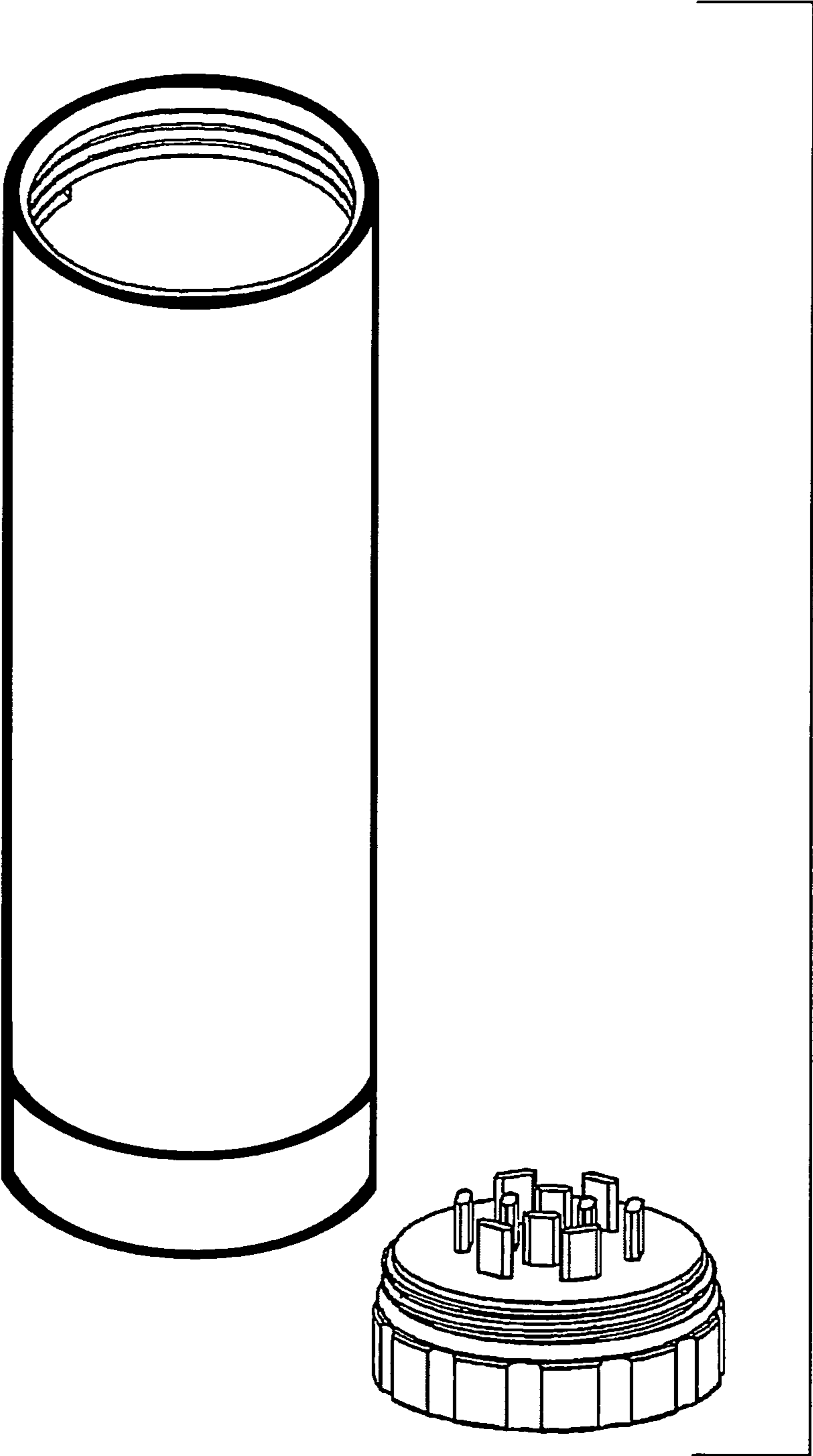



Fig. 2

FIG. 3



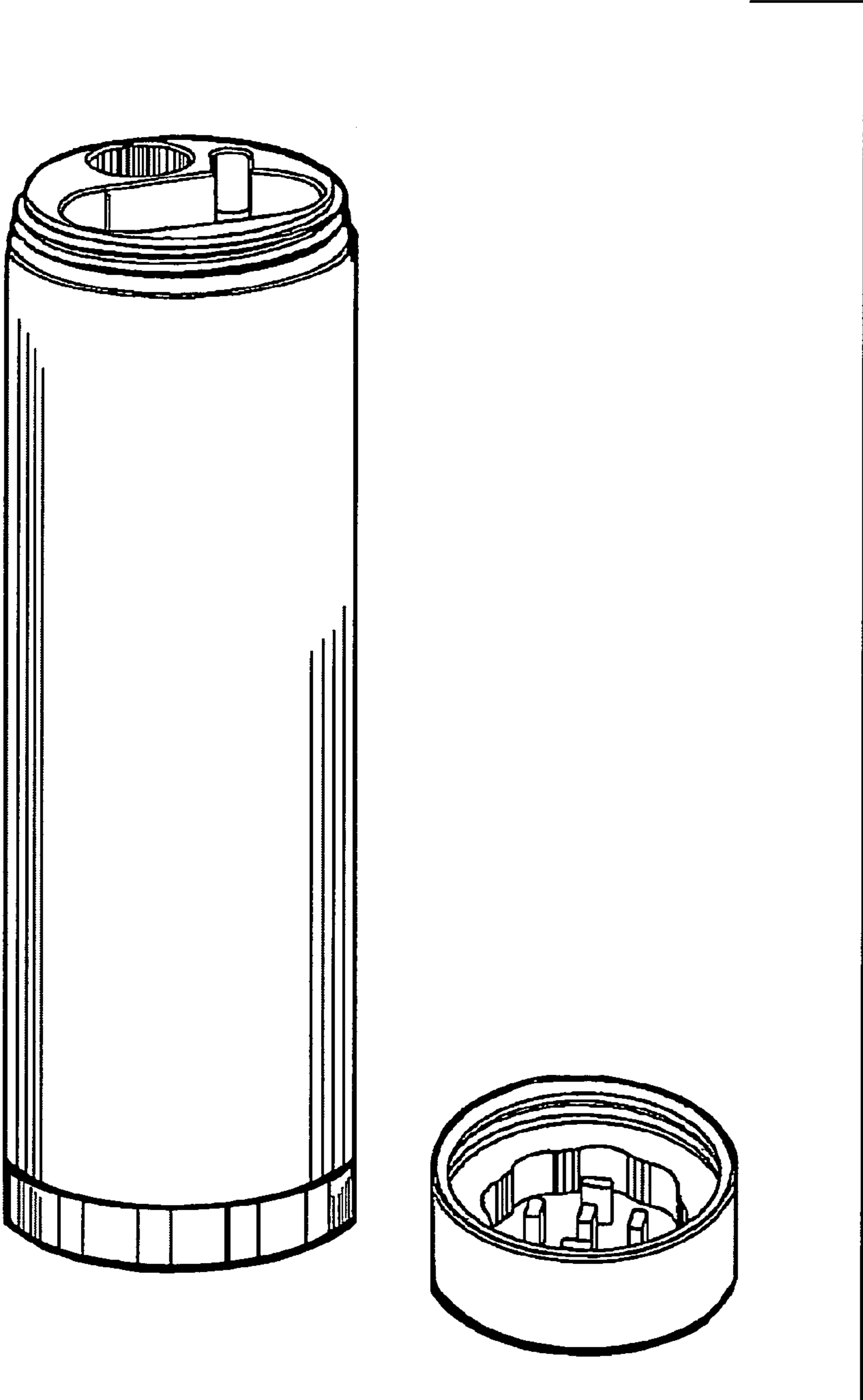


Fig. 4

FIG. 5




FIG. 6





FIG. 7