



US00D670856S

(12) **United States Design Patent**  
**Butler et al.**

(10) **Patent No.:** **US D670,856 S**  
(45) **Date of Patent:** **\*\* Nov. 13, 2012**

(54) **LIGHT FIXTURE**

(75) Inventors: **Doyle Scott Butler**, Dunwoody, GA (US); **Daniel Vincent Sekowski**, Loganville, GA (US)

(73) Assignee: **ABL IP Holding LLC**, Conyers, GA (US)

(\*\*) Term: **14 Years**

(21) Appl. No.: **29/406,670**

(22) Filed: **Nov. 17, 2011**

(51) **LOC (9) Cl.** ..... **26-99**

(52) **U.S. Cl.** ..... **D26/138**

(58) **Field of Classification Search** ..... D26/67-71, D26/92, 113, 138, 141; 362/249.01-249.06, 362/294, 373, 431  
See application file for complete search history.

(56) **References Cited**

**U.S. PATENT DOCUMENTS**

D195,310 S *	5/1963	Zagel	.....	D26/70
D195,583 S *	7/1963	Phillips	.....	D26/71
D220,778 S	5/1971	Jablonski et al.		
D391,659 S	3/1998	Gaskins et al.		
7,329,030 B1 *	2/2008	Wang	.....	362/373
D573,741 S	7/2008	Lou		
7,420,811 B2	9/2008	Chan		
D580,582 S	11/2008	Fan		
D598,156 S *	8/2009	Xiao et al.	.....	D26/69
D598,160 S *	8/2009	Boyer et al.	.....	D26/138
D599,939 S	9/2009	Zheng et al.		
D599,942 S	9/2009	Zheng		
D601,292 S	9/2009	Yan et al.		
D603,077 S	10/2009	Kinnune et al.		
7,637,630 B2	12/2009	Wilcox et al.		
7,641,363 B1	1/2010	Chang et al.		
D610,733 S *	2/2010	Chang	.....	D26/71

7,677,768 B2	3/2010	Huang et al.		
7,682,055 B2	3/2010	Shuai et al.		
D614,791 S	4/2010	Nibaldi		
7,695,161 B2	4/2010	Zhang et al.		
7,695,163 B2 *	4/2010	Yamada et al.	.....	362/294
7,699,498 B2	4/2010	Zheng		
D615,233 S	5/2010	Josefowicz et al.		
D615,234 S	5/2010	Oblak		
D615,235 S	5/2010	Zheng		
D615,690 S	5/2010	Zheng et al.		
D616,592 S	5/2010	Chen		
D619,748 S	7/2010	Jong		
7,758,211 B2	7/2010	Zheng et al.		

(Continued)

*Primary Examiner* — Clare E Heflin

(74) *Attorney, Agent, or Firm* — Kilpatrick Townsend & Stockton LLP

(57) **CLAIM**

The ornamental design for a light fixture, as shown and described.

**DESCRIPTION**

FIG. 1 is a top perspective view of a light fixture, showing our new design.

FIG. 2 is a left side view of the light fixture of FIG. 1.

FIG. 3 is a right side view of the light fixture of FIG. 1.

FIG. 4 is a rear view of the light fixture of FIG. 1.

FIG. 5 is a front view of the light fixture of FIG. 1.


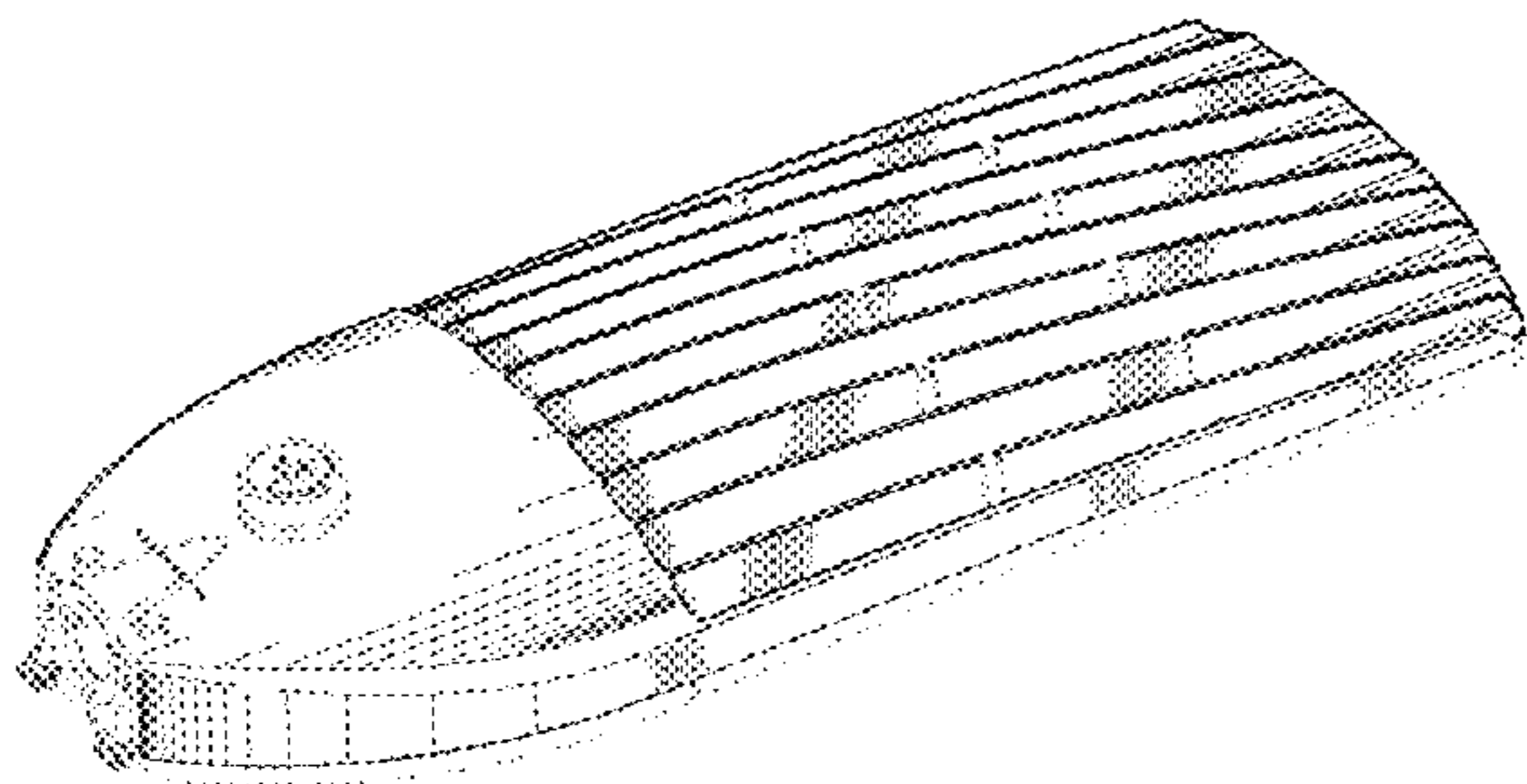
FIG. 6 is a top plan view of the light fixture of FIG. 1.

FIG. 7 is a bottom plan view of the light fixture of FIG. 1; and,

FIG. 8 is a bottom perspective view of the light fixture of FIG. 1.

Portions or features of the light fixture not shown in the drawings form no part of the claimed design. The broken lines in the drawings form no part of the claimed design.

**1 Claim, 5 Drawing Sheets**



# US D670,856 S


Page 2

## U.S. PATENT DOCUMENTS

D622,433 S	8/2010	Waters			
D622,888 S	8/2010	Chakravarty et al.			
7,771,088 B2	8/2010	Chen			
7,775,692 B2	8/2010	Li			
7,794,116 B2	9/2010	Shuai et al.			
7,832,898 B2 *	11/2010	Li	362/249.02		
D632,416 S *	2/2011	Wright et al.	D26/71		
D634,875 S *	3/2011	Jiang et al.	D26/71		
D636,920 S	4/2011	Boissevain			
D636,929 S *	4/2011	Kong et al.	D26/138		
7,922,372 B2 *	4/2011	Li	362/373		
D642,724 S	8/2011	Galipeau et al.			
D644,370 S	8/2011	Lickiss			
8,007,142 B2 *	8/2011	Ku et al.	362/368		
8,021,026 B2	9/2011	Liu et al.			
D648,473 S *	11/2011	Lin et al.	D26/71		
D648,885 S	11/2011	Toratani			
D652,557 S	1/2012	Boissevain et al.			
D652,978 S	1/2012	Boissevain et al.			
8,113,687 B2 *	2/2012	Villard et al.	362/249.01		
D663,462 S	7/2012	Butler et al.			
2009/0046460 A1	2/2009	Li			
2009/0213588 A1	8/2009	Manes			
2009/0237930 A1	9/2009	Li			
2009/0244895 A1	10/2009	Chen			
2009/0251898 A1	10/2009	Kinnune et al.			
2009/0310356 A1	12/2009	Laporte			
2009/0310363 A1	12/2009	Liu et al.			
2009/0323343 A1	12/2009	Wang			
2010/0027269 A1	2/2010	Lo et al.			
2010/0039827 A1	2/2010	Li			
2010/0079991 A1	4/2010	Zhang			
2010/0085751 A1	4/2010	Shaner			
2010/0195333 A1	8/2010	Schaefer et al.			
2010/0246179 A1	9/2010	Long et al.			
2010/0271822 A1	10/2010	Luo et al.			

\* cited by examiner





**FIG. 1**




FIG. 2




FIG. 3



FIG. 4

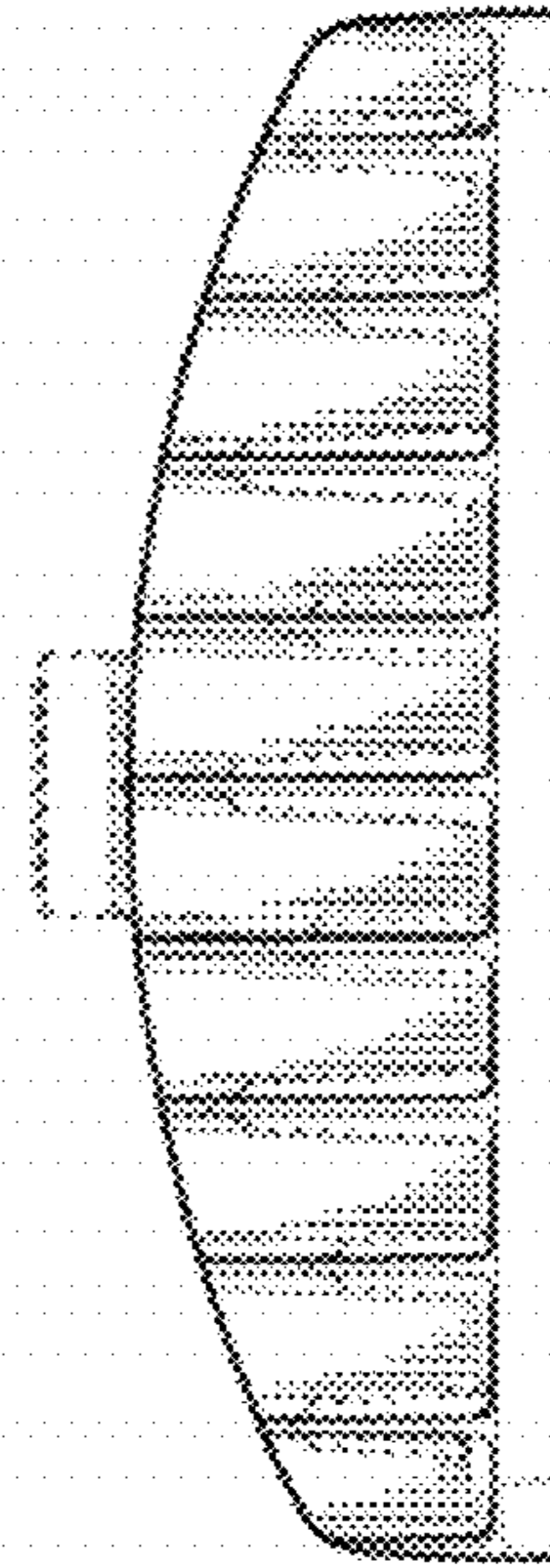


FIG. 5






FIG. 6






FIG. 7

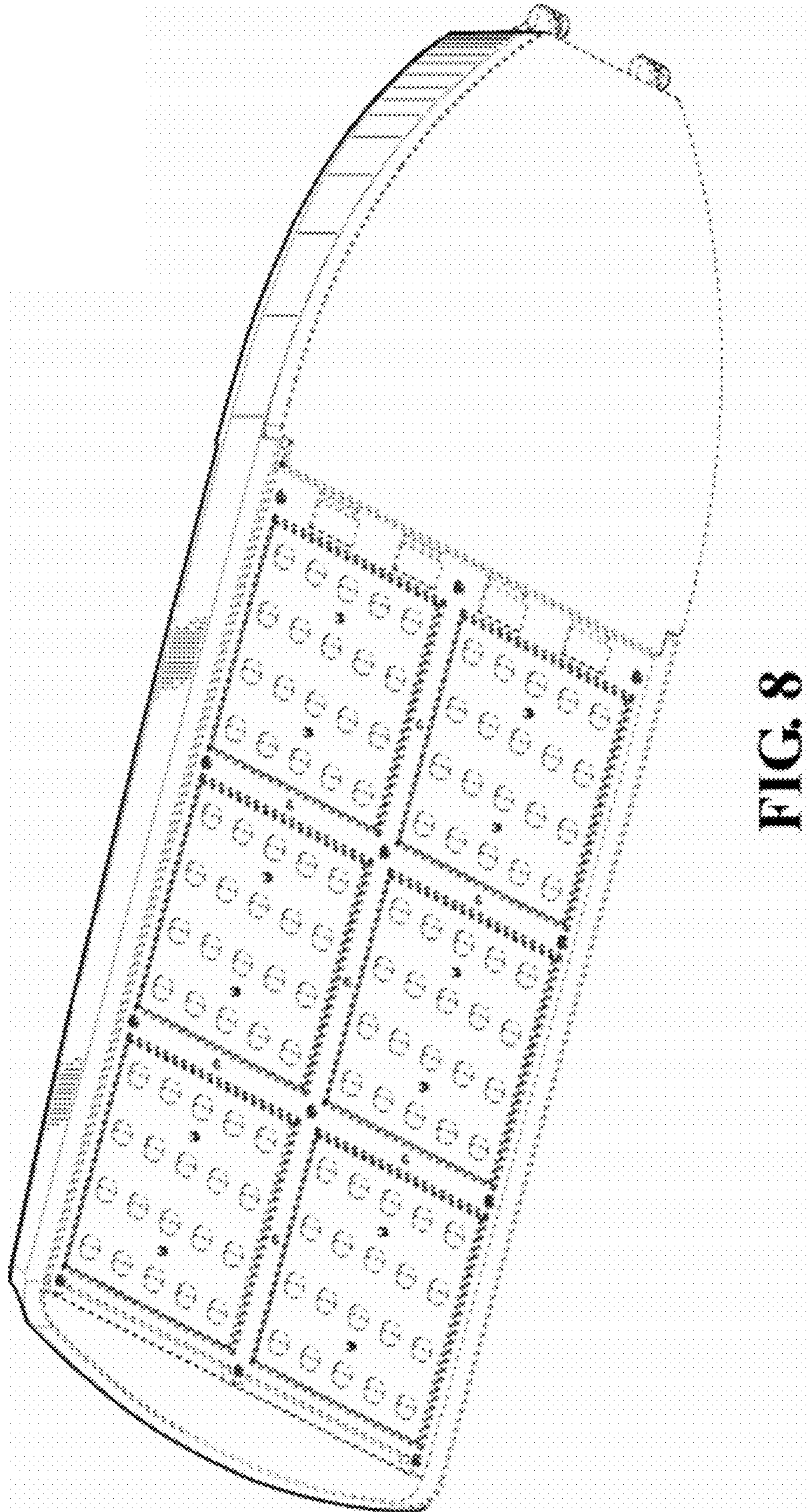


FIG. 8