



US00D670854S

(12) **United States Design Patent**
Yang

(10) **Patent No.:** **US D670,854 S**
(45) **Date of Patent:** **** Nov. 13, 2012**

- (54) **LAMP SHADE OR GLOBE**
- (76) Inventor: **Tzu-Yao Yang**, Burnaby (CA)
- (**) Term: **14 Years**
- (21) Appl. No.: **29/418,194**
- (22) Filed: **Apr. 13, 2012**
- (51) **LOC (9) Cl.** **26-99**
- (52) **U.S. Cl.** **D26/118**
- (58) **Field of Classification Search** D26/88,
D26/91, 85, 86, 72, 74, 76, 118, 90, 134,
D26/73, 75, 119, 120, 121, 122, 113, 71,
D26/84, 128, 129, 2, 125, 78, 77, 138, 26,
D26/89, 124, 130, 9, 10, 11, 24, 25, 63, 64,
D26/65, 69, 127; 362/311.13, 249.01-249.12,
362/373, 362, 326, 247, 342, 220, 147, 148,
362/282, 339, 620, 223, 376, 219; D23/412,
D23/385, 388; 349/64, 62, 63, 65; D16/101;
D13/179, 180

See application file for complete search history.

(56) **References Cited**

U.S. PATENT DOCUMENTS

- D80,827 S * 4/1930 Beyer D26/130
- 2,212,638 A * 8/1940 Franke 428/11
- D176,921 S * 2/1956 Koepke D26/130
- D183,973 S * 11/1958 Navratil D26/131
- D191,678 S * 10/1961 Kaufmann D26/131

- D205,004 S * 6/1966 Puszka D26/122
- 3,895,229 A * 7/1975 Strom 362/351
- D240,852 S * 8/1976 Jacobsen D26/86
- 4,229,784 A * 10/1980 Noguchi 362/414
- 4,562,521 A * 12/1985 Noguchi 362/433
- 5,893,636 A * 4/1999 Babineaux 362/352
- D446,588 S * 8/2001 Rinehimer D26/25
- 6,305,827 B1 * 10/2001 Nolle 362/352
- D537,185 S * 2/2007 Gehry D26/72
- 7,264,382 B2 * 9/2007 Yoshimori et al. 362/431
- D565,238 S * 3/2008 Lee D26/128
- D575,894 S * 8/2008 Lissoni D26/88
- 7,611,395 B2 * 11/2009 Bonsembiante 446/220
- D636,114 S * 4/2011 De Lucchi D26/128
- D638,570 S * 5/2011 Verelst D26/91
- 2009/0196050 A1 * 8/2009 Chiang 362/311.13

* cited by examiner


Primary Examiner — Kevin Rudzinski

(57) **CLAIM**
The ornamental design for a lamp shade or globe, as shown and described.

DESCRIPTION

FIG. 1 is a perspective view of the lamp shade or globe showing my new design;
FIG. 2 is a top view thereof, the bottom view being identical; and,
FIG. 3 is a side view thereof.

1 Claim, 2 Drawing Sheets






FIG. 1




FIG. 2




FIG. 3