



US00D670848S

(12) **United States Design Patent**  
**Reo**

(10) **Patent No.:** **US D670,848 S**

(45) **Date of Patent:** **\*\* Nov. 13, 2012**

(54) **BOLLARD LUMINAIRE**

(75) Inventor: **Ann Marie Reo**, Wilmette, IL (US)

(73) Assignee: **Cooper Technologies Company**,  
Houston, TX (US)

(\*\*) Term: **14 Years**

(21) Appl. No.: **29/420,249**

(22) Filed: **May 7, 2012**

**Related U.S. Application Data**

(62) Division of application No. 29/391,884, filed on May 13, 2011.

(51) **LOC (9) Cl.** ..... **26-05**

(52) **U.S. Cl.** ..... **D26/68**

(58) **Field of Classification Search** ..... D26/67-71,  
D26/85, 92, 107; 362/147, 157, 183, 186,  
362/431, 432

See application file for complete search history.

(56) **References Cited**

**U.S. PATENT DOCUMENTS**

D190,523 S *	6/1961	Garbarini .....	D25/128
D236,653 S *	9/1975	Stewart .....	D26/104
D314,833 S *	2/1991	Beachy et al. ....	D26/68
D381,449 S *	7/1997	Metcheat, III .....	D26/68
D442,312 S *	5/2001	Metcheat, III .....	D26/68
D443,094 S *	5/2001	Landefeld .....	D26/68
D446,330 S *	8/2001	Metcheat, III .....	D26/68

D553,783 S *	10/2007	Loftus et al. ....	D26/85
D571,495 S *	6/2008	Berns et al. ....	D26/68
D588,738 S *	3/2009	Goetz-Schaefer .....	D26/68
D597,694 S *	8/2009	Dworschak .....	D26/68
D597,695 S *	8/2009	Dworschak .....	D26/68
D597,698 S *	8/2009	Lee .....	D26/68
D598,153 S *	8/2009	Zeng et al. ....	D26/68
D598,155 S *	8/2009	Lee .....	D26/68
D630,786 S *	1/2011	Pan .....	D26/68
D630,787 S *	1/2011	Pan .....	D26/68
D653,371 S *	1/2012	Compton .....	D26/68

\* cited by examiner

*Primary Examiner* — Clare E Heflin

(74) *Attorney, Agent, or Firm* — King & Spalding LLP

(57) **CLAIM**

The ornamental design for a bollard luminaire, as shown and described.

**DESCRIPTION**

FIG. 1 is a perspective view of a bollard luminaire, showing my new design;

FIG. 2 is a front elevation view thereof;

FIG. 3 is a rear elevation view thereof;

FIG. 4 is a right-side elevation view thereof;

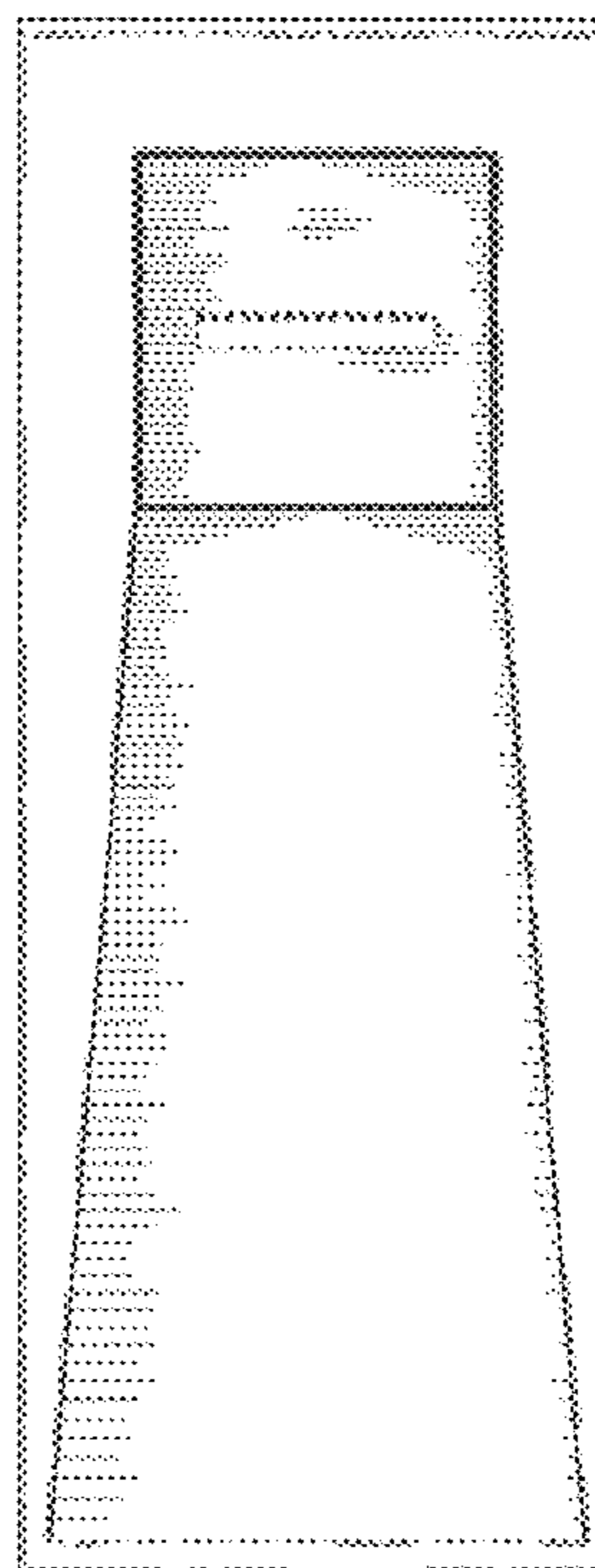
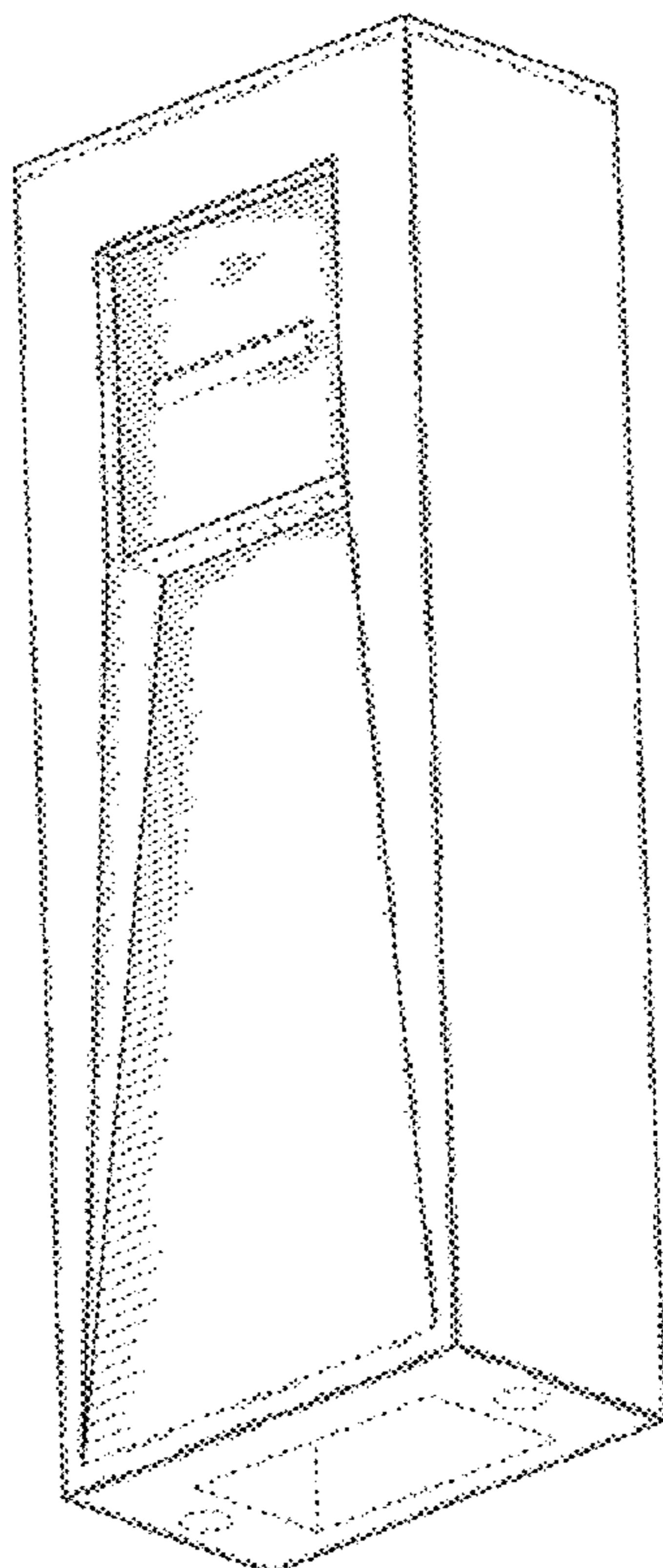
FIG. 5 is a left-side elevation view thereof;


FIG. 6 is a top plan view thereof; and,

FIG. 7 is a bottom plan view thereof.

The broken lines shown represent unclaimed subject matter and form no part of the claimed design.

**1 Claim, 4 Drawing Sheets**





**FIG. 1**

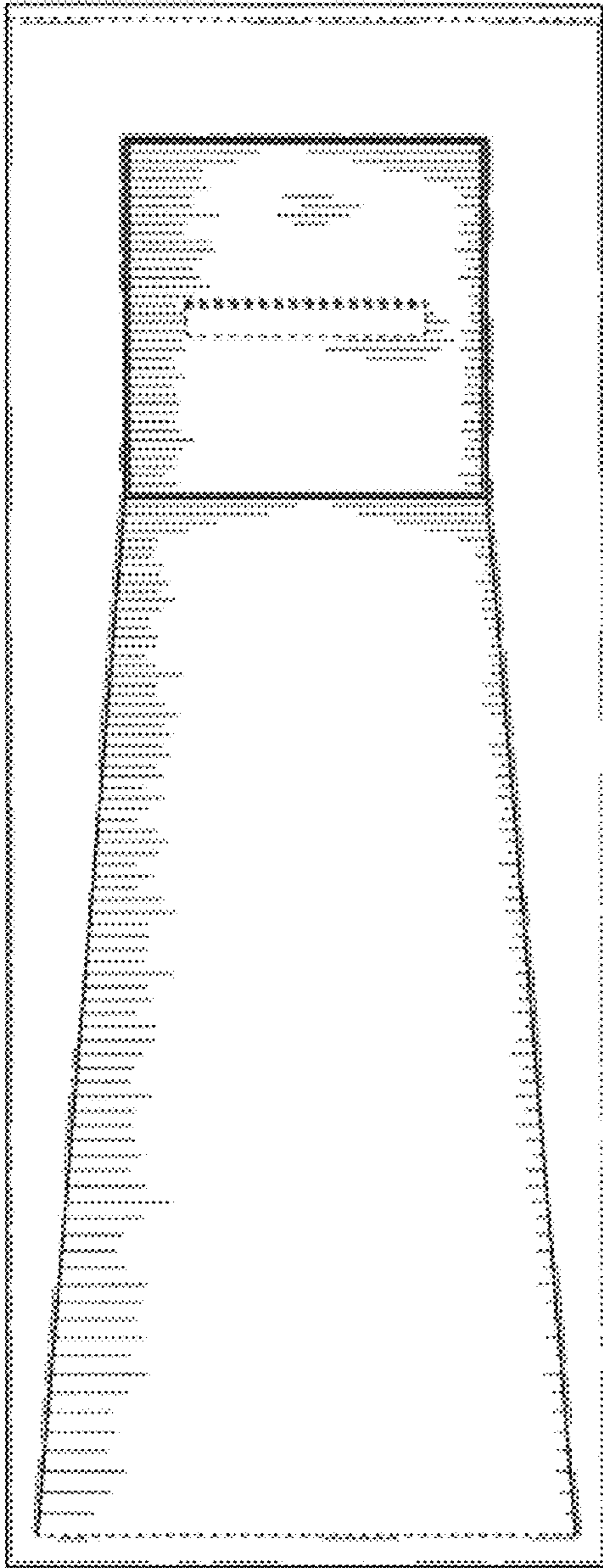


FIG. 2







FIG. 3



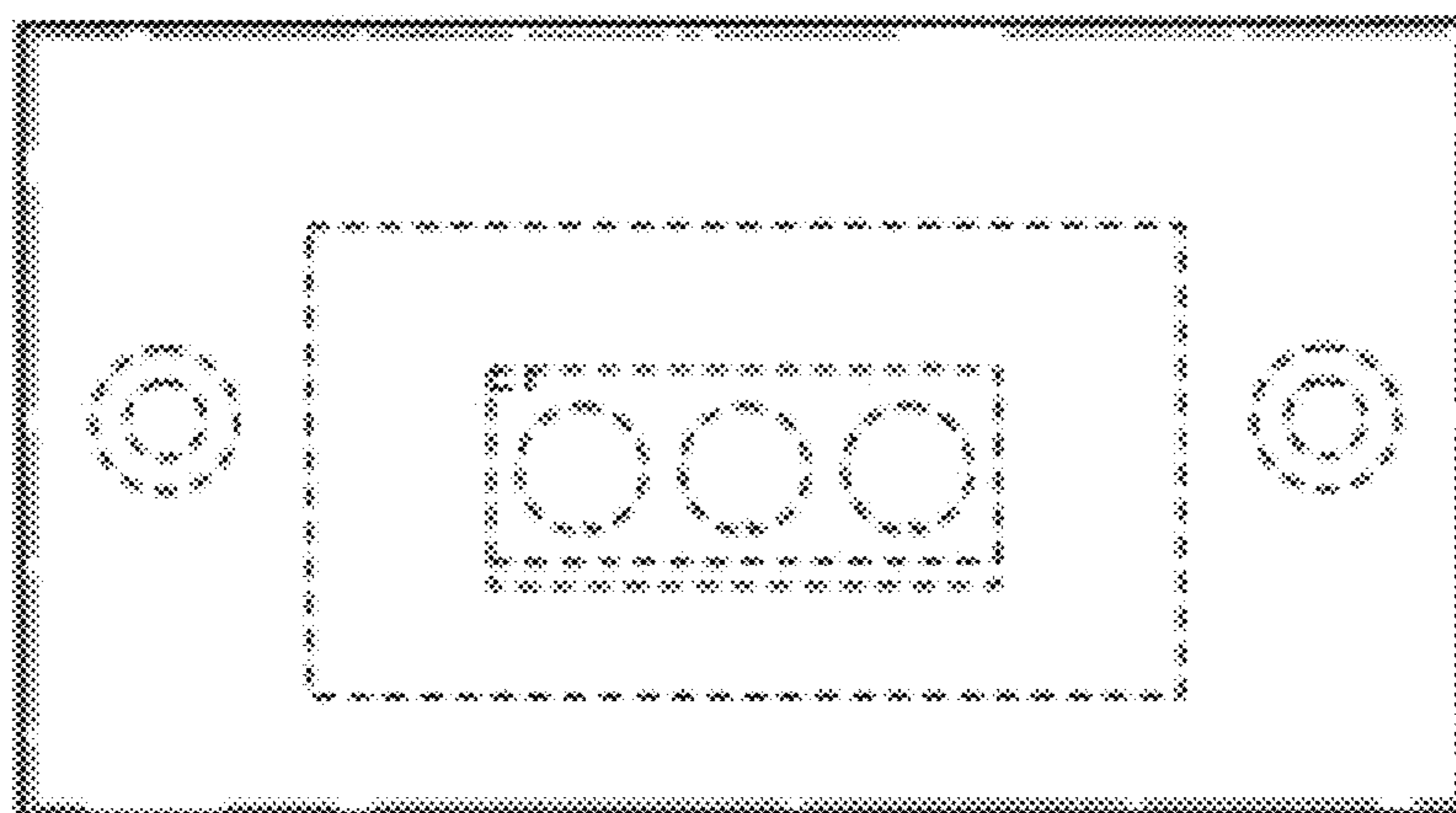
**FIG. 4**



**FIG. 5**



**FIG. 6**



**FIG. 7**