



US00D670824S

(12) **United States Design Patent**  
**Preuss**

(10) **Patent No.:** **US D670,824 S**

(45) **Date of Patent:** **\*\* Nov. 13, 2012**

(54) **COMPOSITE SIDING**

D449,121 S \* 10/2001 Hunter et al. .... D25/139  
6,427,414 B1 8/2002 Wing

(76) Inventor: **Gunter Preuss**, Loveland, CO (US)

\* cited by examiner

(\*\*) Term: **14 Years**

*Primary Examiner* — Doris Clark

(21) Appl. No.: **29/403,113**

(74) *Attorney, Agent, or Firm* — Santangelo Law Offices, P.C.

(22) Filed: **Sep. 30, 2011**

(57) **CLAIM**

(51) **LOC (9) Cl.** ..... **25-01**

I claim the ornamental design for a composite siding, as shown and described.

(52) **U.S. Cl.** ..... **D25/139**

(58) **Field of Classification Search** ..... D25/139;

52/475.1, 478, 519, 233

See application file for complete search history.

**DESCRIPTION**

(56) **References Cited**

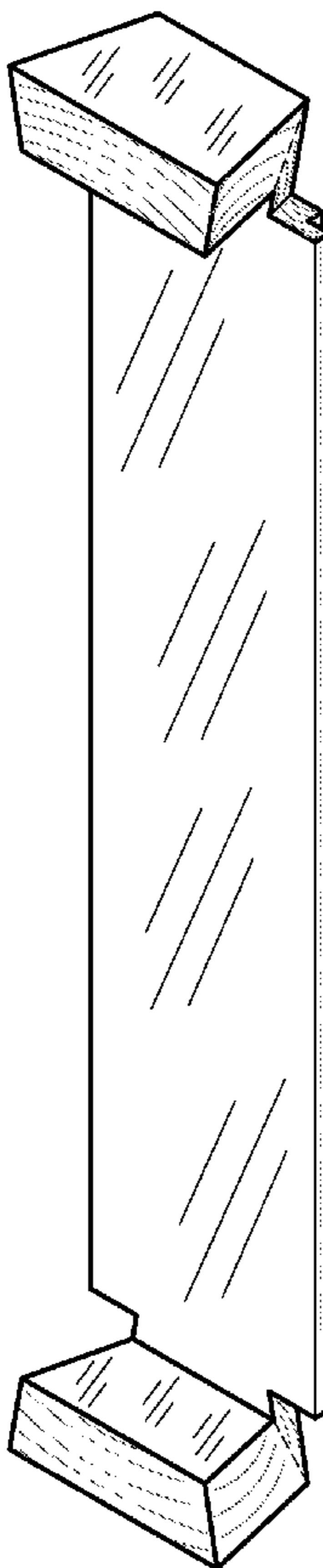
U.S. PATENT DOCUMENTS

1,996,735	A	4/1935	King	
4,277,925	A	7/1981	Kinser	
4,320,610	A	3/1982	Rupp	
4,627,204	A	12/1986	Smith	
4,840,003	A	6/1989	Lucas et al.	
4,878,328	A	11/1989	Berge	
5,010,701	A	4/1991	Halsey et al.	
5,029,425	A *	7/1991	Bogataj	52/482
5,167,103	A	12/1992	Lindal	
5,577,357	A	11/1996	Civelli	
5,638,649	A	6/1997	Hovland	
6,000,177	A	12/1999	Davidson	
6,189,271	B1 *	2/2001	Christensen	52/233

FIG. 1—is a left side view of a composite siding thereof;  
 FIG. 2—is a back view of a composite siding thereof;  
 FIG. 3—is a right side view of a composite siding thereof;  
 FIG. 4—is a front view of a composite siding thereof;  
 FIG. 5—is a top view of a composite siding thereof;  
 FIG. 6—is a bottom view of a composite siding thereof;  
 FIG. 7—is a back perspective view of a composite siding thereof;  
 FIG. 8—is a side perspective view of a composite siding thereof; and,  
 FIG. 9—is a front perspective view of a composite siding thereof.

The broken lines showing the joint configuration between element are for illustrative purposes only and form no part of the claimed design.

**1 Claim, 9 Drawing Sheets**



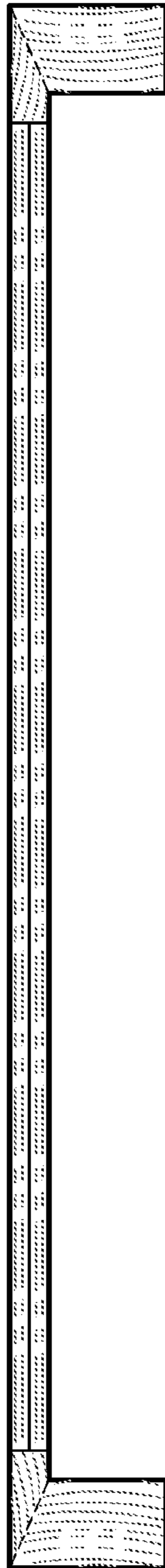


Fig. 1

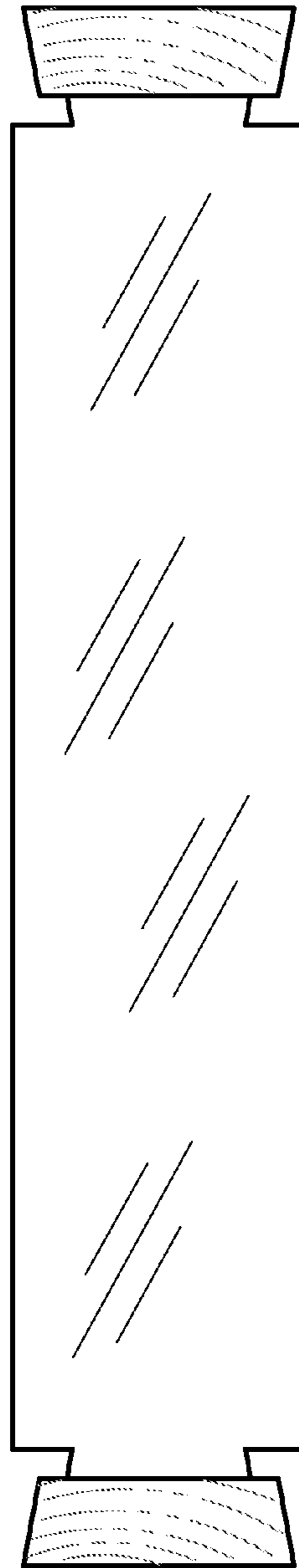


Fig. 2




Fig. 3




Fig. 4




Fig. 5




Fig. 6

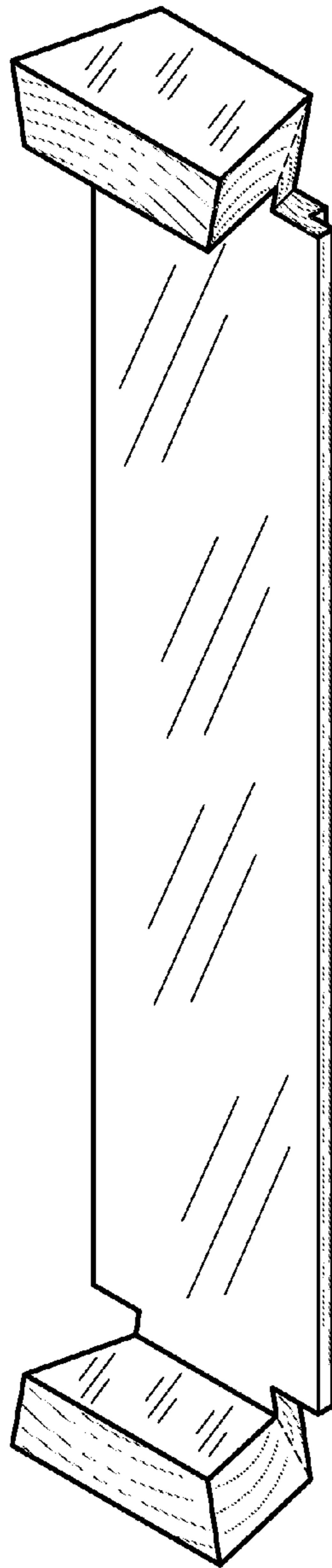


Fig. 7



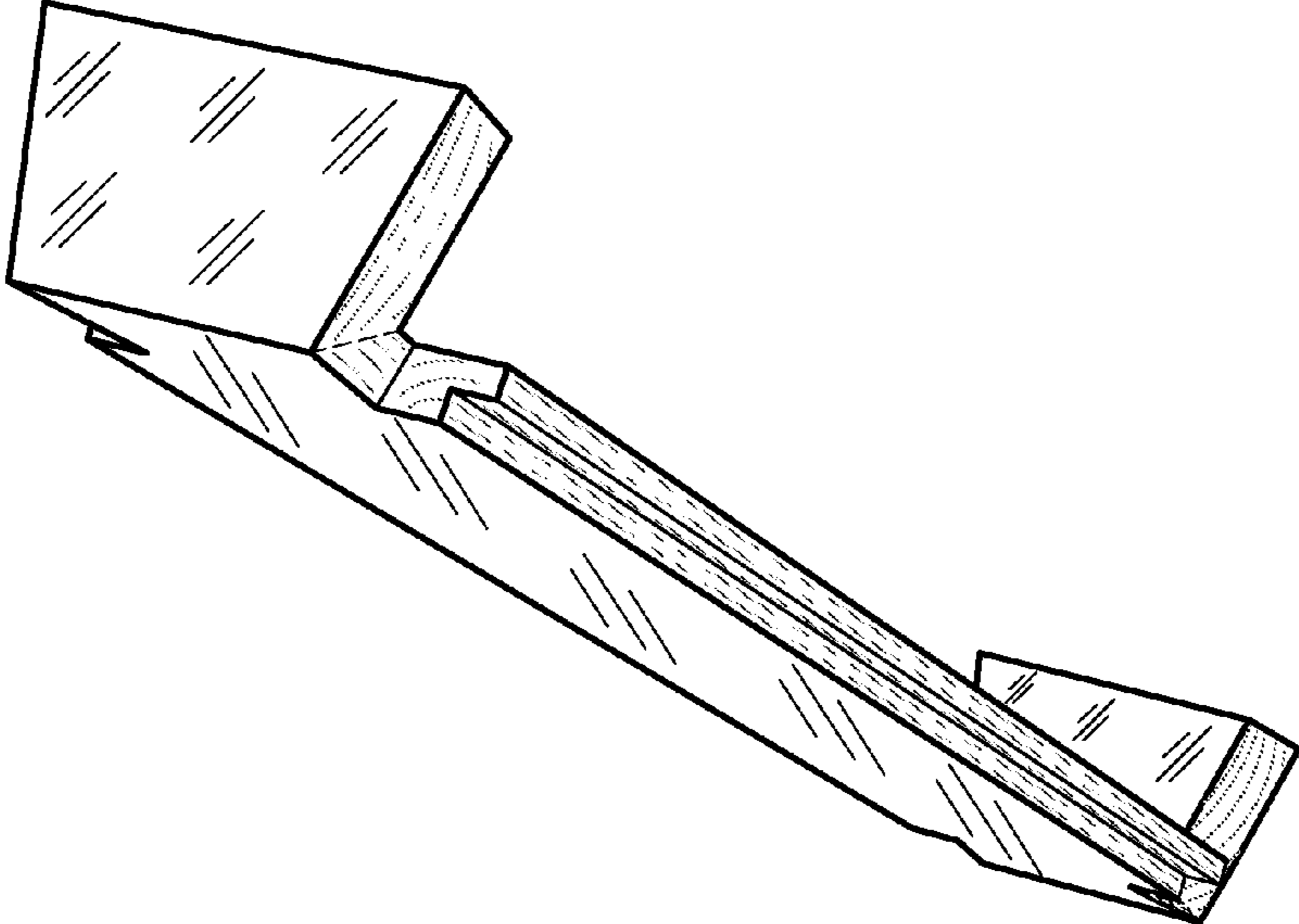


Fig. 8

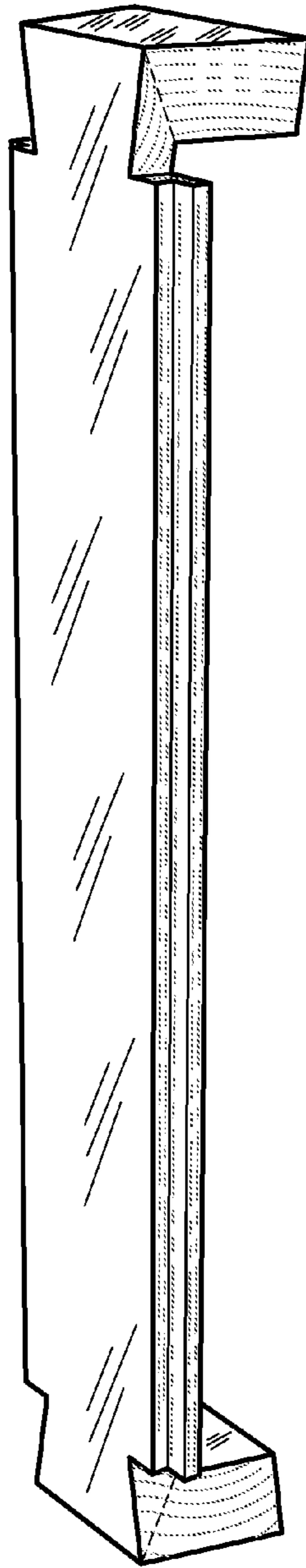


Fig. 9