



US00D670816S

(12) **United States Design Patent**  
**Suzuki et al.**

(10) **Patent No.:** **US D670,816 S**

(45) **Date of Patent:** **\*\* Nov. 13, 2012**

(54) **FOLD-OVER COOLING PACK**

(75) Inventors: **Fred K. Suzuki**, Arlington Heights, IL (US); **Laurence C. Mead**, Hoffman Estates, IL (US)

(73) Assignee: **Biosynergy, Inc.**, Elk Grove Village, IL (US)

(\*\*) Term: **14 Years**

(21) Appl. No.: **29/405,912**

(22) Filed: **Nov. 8, 2011**

(51) **LOC (9) Cl.** ..... **24-04**

(52) **U.S. Cl.** ..... **D24/206**

(58) **Field of Classification Search** ..... D24/206–208, D24/189–192, 118, 187; 602/1–7, 17–27, 602/61–66, 74, 30; 128/112.1, 117.1, 95.1, 128/96.1, 97.1, 100.1, 101.1, 876; 606/204, 606/27; 607/96, 108, 109, 111, 112; D29/121.2, D29/122, 101.2, 101.5, 120.1, 121.1; D3/327; D9/707; 601/15, DIG. 1; 126/204; 426/79  
See application file for complete search history.

(56) **References Cited**

**U.S. PATENT DOCUMENTS**

D296,006	S	*	5/1988	Asche	.....	D24/189
5,005,374	A	*	4/1991	Spitler	.....	607/108
D321,761	S	*	11/1991	Shimizu	.....	D24/187
D392,787	S	*	3/1998	Barratt	.....	426/79
6,582,383	B2	*	6/2003	Horning	.....	607/112
D505,041	S	*	5/2005	Lesosky	.....	D29/121.1
7,083,839	B2	*	8/2006	Fish et al.	.....	607/96

D535,401	S	*	1/2007	Travis et al.	.....	D24/206
D583,958	S	*	12/2008	Usui et al.	.....	D24/206
D596,305	S	*	7/2009	Usui et al.	.....	D24/206
D613,181	S	*	4/2010	Friedland et al.	.....	D9/707
D636,498	S	*	4/2011	Smith	.....	D24/206
D656,235	S	*	3/2012	Howell	.....	D24/207

\* cited by examiner

*Primary Examiner* — David Muller

(74) *Attorney, Agent, or Firm* — Michael Best & Friedrich LLP

(57) **CLAIM**

We claim the ornamental design for a fold-over cooling pack, as shown and described.

**DESCRIPTION**

FIG. 1 is a perspective view of a fold-over cooling pack embodying the invention.

FIG. 2 is a front view of the fold-over cooling pack shown in FIG. 1, the rear view being substantially identical thereto.


FIG. 3 is a left side view of the fold-over cooling pack shown in FIG. 1, the right side view being substantially identical thereto.

FIG. 4 is a top view of the fold-over cooling pack shown in FIG. 1, the bottom view being substantially identical thereto; and,

FIG. 5 is a perspective view of the fold-over cooling pack of FIG. 1 in a folded configuration.

The broken lines showing the environment form no part of the claimed design. It is to be understood that the fold-over cooling pack is filled with a deformable gel-like substance and that subtle variations in the surface contours are to be expected.

**1 Claim, 4 Drawing Sheets**



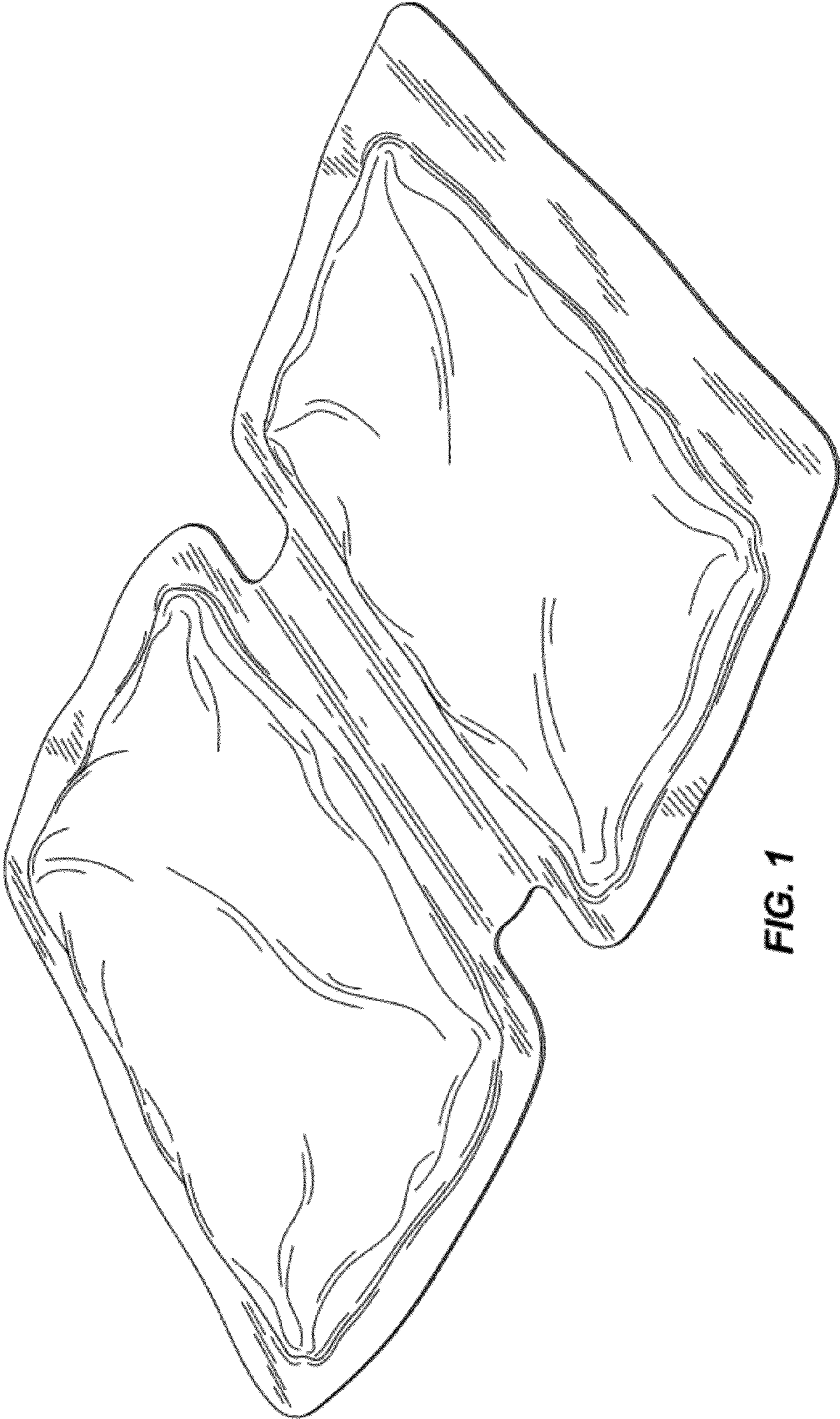


FIG. 1

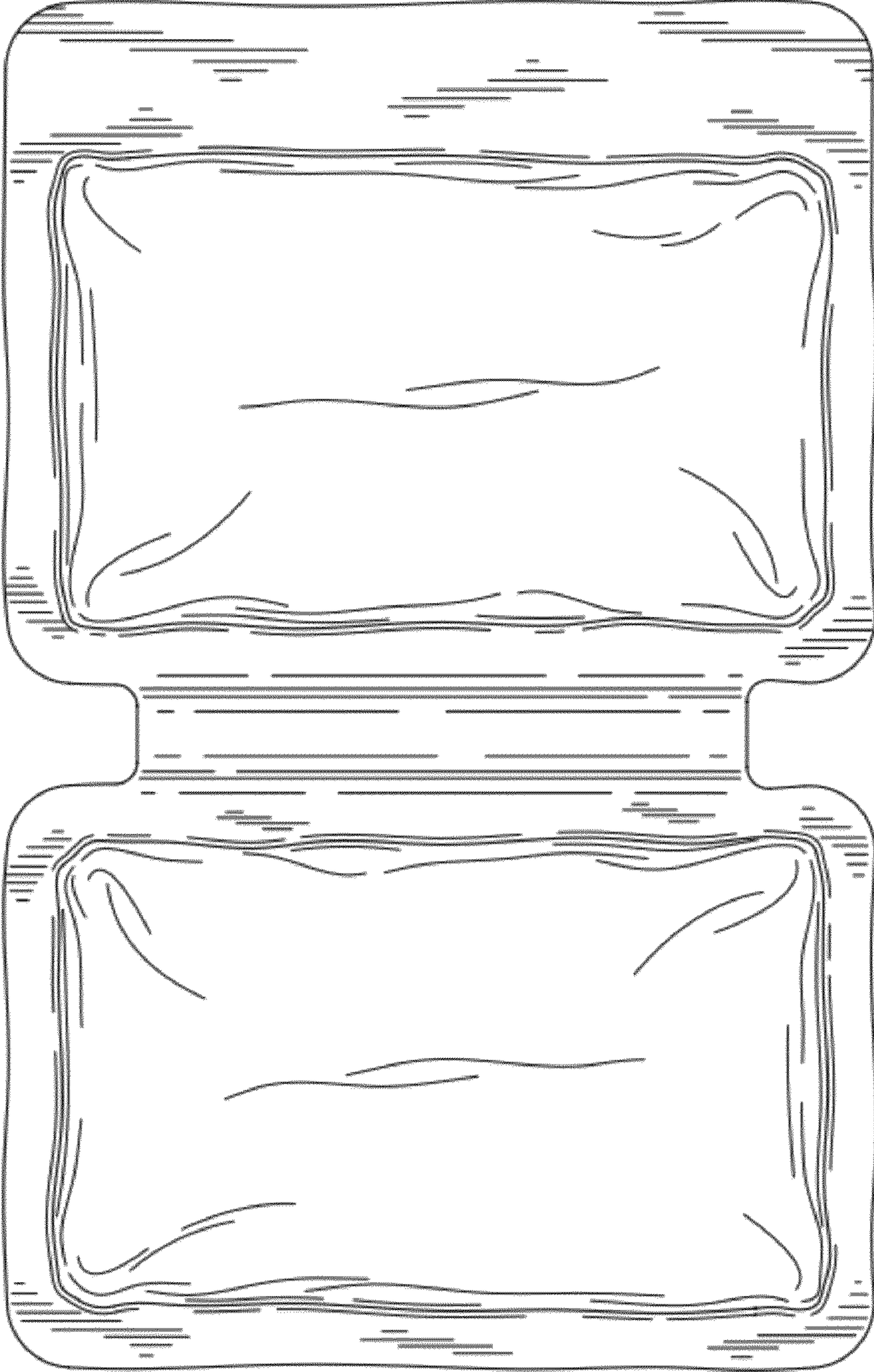


FIG. 2




FIG. 3


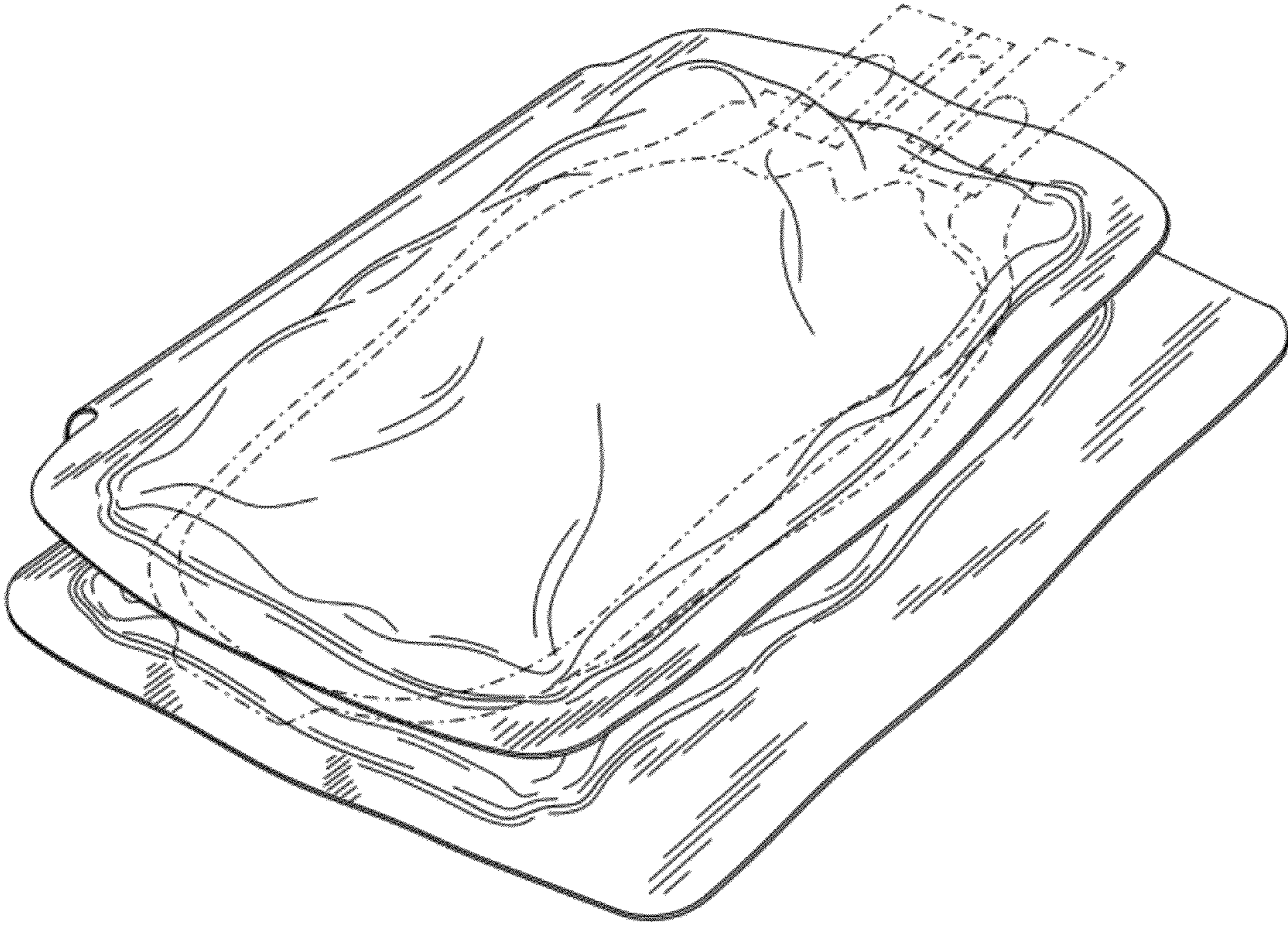


FIG. 4



**FIG. 5**