



US00D670762S

(12) **United States Design Patent**  
**Fleming**

(10) **Patent No.:** **US D670,762 S**

(45) **Date of Patent:** **\*\* Nov. 13, 2012**

(54) **PEN**

(75) **Inventor:** **Joseph Fleming**, Hanover, MA (US)

(73) **Assignee:** **Hub Pen Company, Inc.**, Braintree, MA (US)

(\*\*) **Term:** **14 Years**

(21) **Appl. No.:** **29/398,789**

(22) **Filed:** **Aug. 4, 2011**

(51) **LOC (9) Cl.** ..... **19-06**

(52) **U.S. Cl.** ..... **D19/48**

(58) **Field of Classification Search** ..... D14/411;  
D19/35, 36, 41-51, 54-58; 24/11 F, 11 P,  
24/11 R; 401/52, 99-109, 192, 195, 196  
See application file for complete search history.

(56) **References Cited**

**U.S. PATENT DOCUMENTS**

D314,978 S	2/1991	Oka	
D341,622 S	11/1993	Poisson	
D361,783 S	8/1995	Wei	
D395,674 S	6/1998	Boix Gacia	
D441,015 S	4/2001	Izushima	
D457,917 S *	5/2002	Traut et al.	D19/51
D492,349 S *	6/2004	Qiu	D19/50
D499,139 S *	11/2004	Oka	D19/47
D562,895 S *	2/2008	Shibata	D19/50
D576,211 S	9/2008	Qiu et al.	
D579,047 S *	10/2008	Dhesse et al.	D19/48
D596,669 S *	7/2009	Dhesse et al.	D19/55

D602,085 S	10/2009	Matsumura	
D602,526 S	10/2009	Matsumura	
D605,699 S	12/2009	Li	
D609,744 S *	2/2010	Rathod	D19/48
D619,169 S	7/2010	Kent et al.	
D622,317 S *	8/2010	Li	D19/50
D641,405 S *	7/2011	Guo	D19/48
D647,137 S	10/2011	Uchiyama	
D647,963 S	11/2011	Chu	
D648,387 S *	11/2011	Liang	D19/50
D648,789 S *	11/2011	Shibata	D19/48
D648,790 S *	11/2011	Nakazawa	D19/50
D652,080 S *	1/2012	Shibata	D19/48
D654,951 S *	2/2012	Liang	D19/49

\* cited by examiner

*Primary Examiner* — Elizabeth Albert

(74) *Attorney, Agent, or Firm* — Gesmer Updegrave LLP

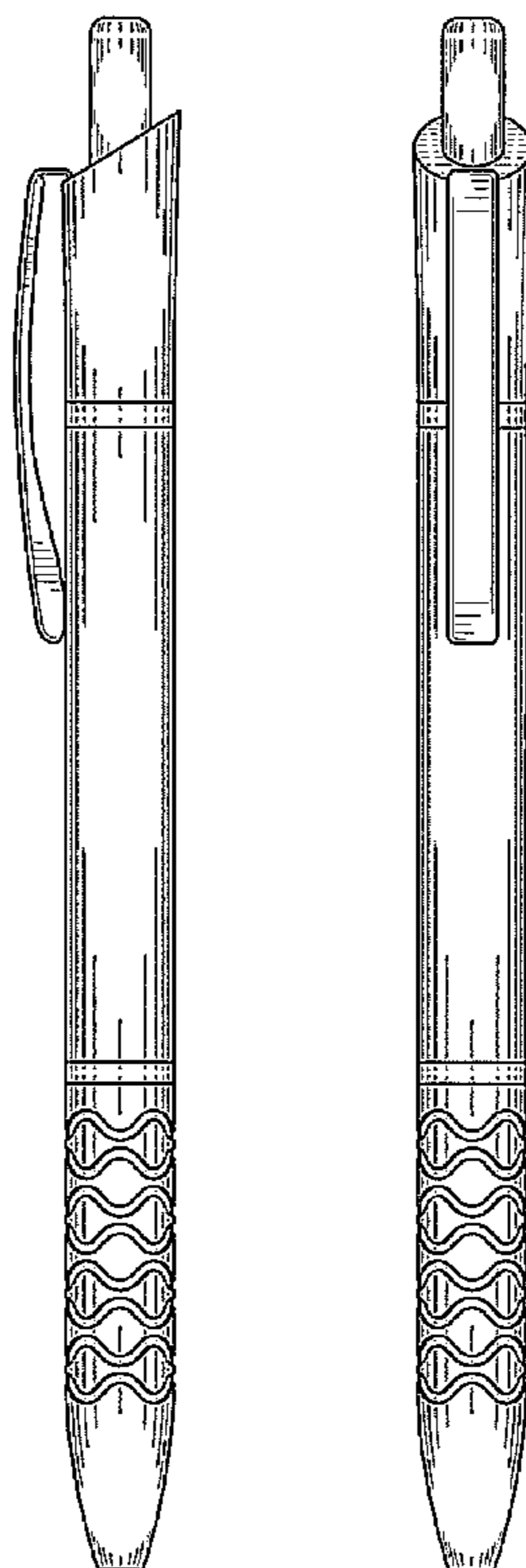
(57) **CLAIM**

The ornamental design for a pen, as shown and described.

**DESCRIPTION**

FIG. 1 is a isometric view of a pen of the present invention;  
FIG. 2 is a right side view of the pen of FIG. 1;  
FIG. 3 is a front view of the pen shown in FIG. 1;  
FIG. 4 is a left side view of the pen shown in FIG. 1;  
FIG. 5 is a back view of the pen of FIG. 1;  
FIG. 6 is a top plan view of the pen shown in FIG. 1; and,  
FIG. 7 is a bottom plan view of the pen shown in FIG. 1.

**1 Claim, 2 Drawing Sheets**



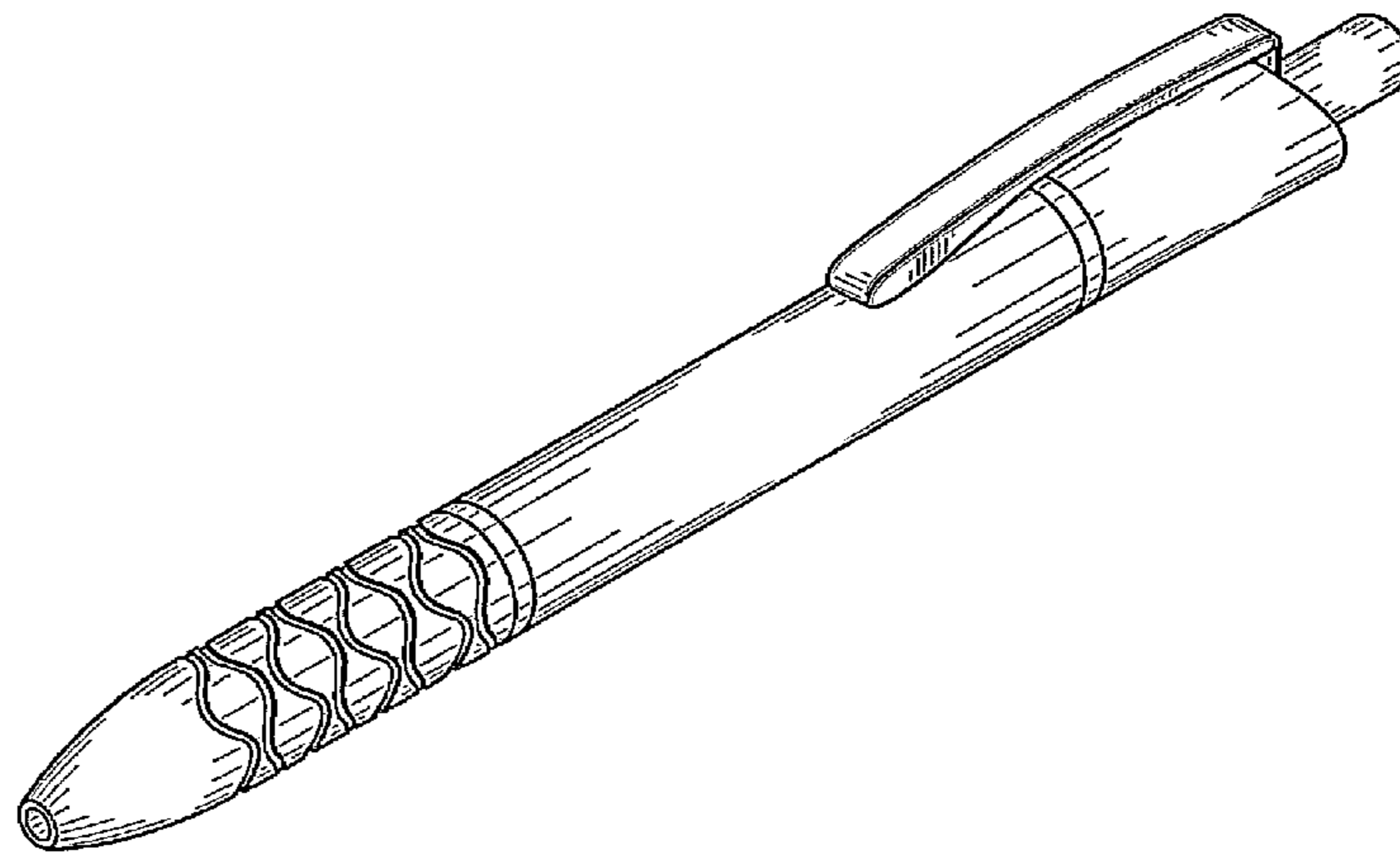


FIG. 1

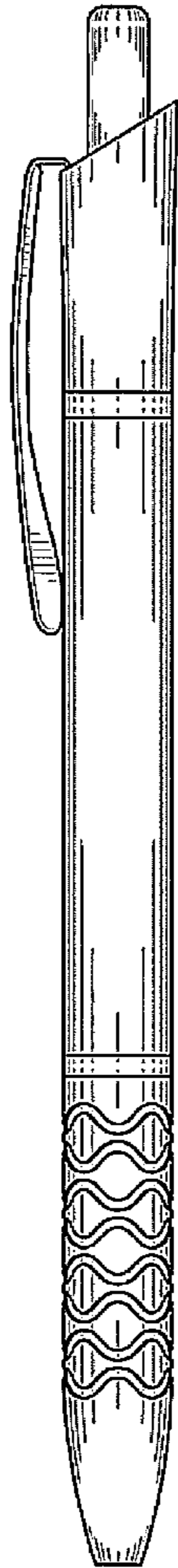


FIG. 2




FIG. 3




FIG. 4



FIG. 5

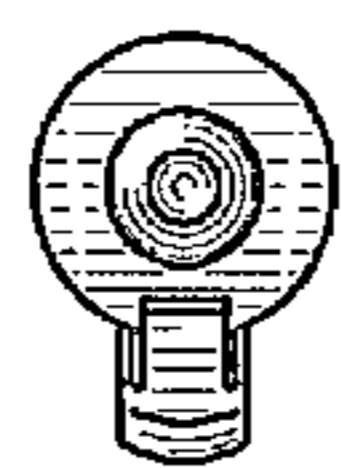


FIG. 6



FIG. 7