



US00D670739S

(12) **United States Design Patent**  
**Phelan**

(10) **Patent No.:** **US D670,739 S**

(45) **Date of Patent:** **\*\* Nov. 13, 2012**

(54) **DISPLAY SCREEN WITH ICON**

(75) **Inventor:** **Kieran Phelan**, Seattle, WA (US)

(73) **Assignee:** **Microsoft Corporation**, Redmond, WA (US)

(\*\*) **Term:** **14 Years**

(21) **Appl. No.:** **29/401,454**

(22) **Filed:** **Sep. 12, 2011**

(51) **LOC (9) Cl.** ..... **14-04**

(52) **U.S. Cl.** ..... **D14/495**

(58) **Field of Classification Search** ..... D14/485-495;  
D20/11; 715/700, 706, 715, 716, 773, 810,  
715/814, 825, 834, 835, 836, 837, 838, 839,  
715/840, 846, 847, 861, 864, 867, 973, 974,  
715/976, 977

See application file for complete search history.

(56) **References Cited**

**U.S. PATENT DOCUMENTS**

D396,456 S *	7/1998	Bier	.....	D14/489
D511,527 S *	11/2005	Hernandez et al.	.....	D14/495
D512,726 S *	12/2005	Hernandez et al.	.....	D14/489
D522,530 S *	6/2006	Burkard	.....	D14/493
D553,152 S *	10/2007	Asgautsen	.....	D14/495
D561,197 S *	2/2008	Okaro et al.	.....	D14/495
D634,751 S *	3/2011	McLaughlin et al.	.....	D14/488
D634,752 S *	3/2011	McLaughlin et al.	.....	D14/488

D660,865 S *	5/2012	Brandel	.....	D14/486
D662,946 S *	7/2012	Steele et al.	.....	D14/492
2010/0333020 A1 *	12/2010	Jeong et al.	.....	715/810
2011/0047508 A1 *	2/2011	Metzler et al.	.....	715/810
2012/0066646 A1 *	3/2012	Purdy et al.	.....	715/834

**FOREIGN PATENT DOCUMENTS**

EM	000128905-0008	*	4/2004
ES	D0506659-15	*	11/2008

**OTHER PUBLICATIONS**

Microsoft Office Online Icons, <http://office.microsoft.com/en-us/clipart/results.aspx?Scope=MC,MM,MP,MMS&PoleAssetID=MCJ04316180000&Query=Icons&CTT=6&Origin=EC01017435>, Feb. 21, 2007.\*

\* cited by examiner

*Primary Examiner* — Angela J Lee

(74) *Attorney, Agent, or Firm* — Banner & Witcoff, Ltd.



(57) **CLAIM**

The ornamental design for a display screen with icon, as shown and described.

**DESCRIPTION**

FIG. 1 is a front view of a display screen with user interface showing the new design; and, FIG. 2 is a front view of a display screen icon showing an alternative embodiment of the new design. The broken line showing of the display screen is for environmental purposes only and forms no part of the claimed design.

**1 Claim, 2 Drawing Sheets**






FIG. 1




FIG. 2