



US00D670737S

(12) **United States Design Patent**  
**Phelan**

(10) **Patent No.:** **US D670,737 S**

(45) **Date of Patent:** **\*\* Nov. 13, 2012**

(54) **DISPLAY SCREEN WITH ICON**

(75) Inventor: **Kieran Phelan**, Seattle, WA (US)

(73) Assignee: **Microsoft Corporation**, Redmond, WA (US)

(\*\*) Term: **14 Years**

(21) Appl. No.: **29/401,382**

(22) Filed: **Sep. 12, 2011**

(51) **LOC (9) Cl.** ..... **14-04**

(52) **U.S. Cl.** ..... **D14/492**

(58) **Field of Classification Search** ..... D14/485-495;  
D20/11; 715/700, 706, 715, 716, 773, 810,  
715/814, 825, 834, 835, 836, 837, 838, 839,  
715/840, 846, 847, 861, 864, 867, 973, 974,  
715/976, 977; D8/347

See application file for complete search history.

(56) **References Cited**

**U.S. PATENT DOCUMENTS**

1,852,950	A *	4/1932	Amrhein	.....	70/408
D353,760	S *	12/1994	Eizen	.....	D8/347
D394,251	S *	5/1998	Arnone	.....	D14/488
D409,590	S *	5/1999	Newton et al.	.....	D14/490
D422,985	S *	4/2000	Bright	.....	D14/492
D443,654	S *	6/2001	Maruyama et al.	.....	D20/11
D517,087	S *	3/2006	Sands	.....	D14/488
D553,951	S *	10/2007	Meckbach	.....	D8/347
7,774,719	B2 *	8/2010	Taylor	.....	715/838
2009/0070672	A1 *	3/2009	Hartwick	.....	715/716

2010/0023856	A1 *	1/2010	Hoshino et al.	.....	715/274
2010/0251170	A1 *	9/2010	Louch et al.	.....	715/810
2012/0094723	A1 *	4/2012	Goertz	.....	455/566

**FOREIGN PATENT DOCUMENTS**

EM 000461231-0087 \* 9/2006

**OTHER PUBLICATIONS**

Key Icons p. 1, <http://findicons.com/search/key>, viewed on Jul. 31, 2012, copyright 2010.\*

Key Icons p. 9, <http://findicons.com/search/key/9>, viewed on Jul. 31, 2012, copyright 2010.\*

Key Icons p. 14, <http://findicons.com/search/key/14>, viewed on Jul. 31, 2012, copyright 2010.\*

\* cited by examiner

*Primary Examiner* — Angela J Lee

(74) *Attorney, Agent, or Firm* — Banner & Witcoff, Ltd.

(57) **CLAIM**

The ornamental design for a display screen with icon, as shown and described.



**DESCRIPTION**

FIG. 1 is a front view of a display screen with icon showing the new design; and,

FIG. 2 is a front view of a display screen icon showing an alternative embodiment of the new design.

The broken line showing of the remainder of the display screen is for environmental purposes only and forms no part of the claimed design.

**1 Claim, 2 Drawing Sheets**






FIG. 1



FIG. 2