



US00D670732S

(12) **United States Design Patent**  
**Arnold et al.**

(10) **Patent No.:** **US D670,732 S**  
(45) **Date of Patent:** **\*\* Nov. 13, 2012**

(54) **DISPLAY SCREEN WITH TRANSITIONAL GRAPHICAL USER INTERFACE**

(75) Inventors: **Jeffery G. Arnold**, Sammamish, WA (US); **Jeffrey C. Fong**, Seattle, WA (US); **Michael I. Guss**, Seattle, WA (US)

(73) Assignee: **Microsoft Corporation**, Redmond, WA (US)

(\*\*) Term: **14 Years**

(21) Appl. No.: **29/384,727**

(22) Filed: **Feb. 3, 2011**

(51) **LOC (9) Cl.** ..... **14-04**

(52) **U.S. Cl.** ..... **D14/487**

(58) **Field of Classification Search** ..... D14/485-495;  
715/700-867

See application file for complete search history.

(56) **References Cited**

U.S. PATENT DOCUMENTS

5,640,565	A *	6/1997	Dickinson	1/1
5,880,733	A	3/1999	Horvitz et al.	
6,411,685	B1 *	6/2002	O'Neal	379/88.14
6,791,583	B2 *	9/2004	Tang et al.	715/751
6,850,256	B2	2/2005	Crow et al.	
7,055,104	B1 *	5/2006	Billmaier et al.	715/765
7,085,995	B2 *	8/2006	Fukuda et al.	715/203
7,178,111	B2 *	2/2007	Glein et al.	715/848
7,219,310	B2 *	5/2007	Ortega et al.	715/839
D552,618	S	10/2007	Sato et al.	
D558,778	S	1/2008	Okaro et al.	
7,418,663	B2	8/2008	Pettinati et al.	
7,433,920	B2	10/2008	Blagsvedt et al.	
7,434,177	B1	10/2008	Ording et al.	
7,496,211	B2 *	2/2009	Yamagami et al.	382/103
7,536,654	B2	5/2009	Anthony et al.	
D593,575	S	6/2009	Ball et al.	
D594,018	S	6/2009	Ball et al.	
D594,020	S	6/2009	Ball et al.	
D594,022	S	6/2009	King	

D594,023	S	6/2009	King	
D594,024	S	6/2009	King	
D594,026	S	6/2009	Ball et al.	
D596,190	S	7/2009	Garcia	
D599,364	S	9/2009	Mays	
D599,806	S	9/2009	Brown et al.	
D600,249	S	9/2009	Nagata et al.	
7,587,683	B2 *	9/2009	Ito et al.	715/823

(Continued)

OTHER PUBLICATIONS

Jojo, Acer e310 GPS device, obtained from the website <http://2dayblog.com/2006/08/30/acer-e310-gps-device/>, Aug. 30, 2006, published via Gizmodo.

(Continued)

*Primary Examiner* — Deanna L Fluegeman

(74) *Attorney, Agent, or Firm* — Banner & Witcoff, Ltd.

(57) **CLAIM**

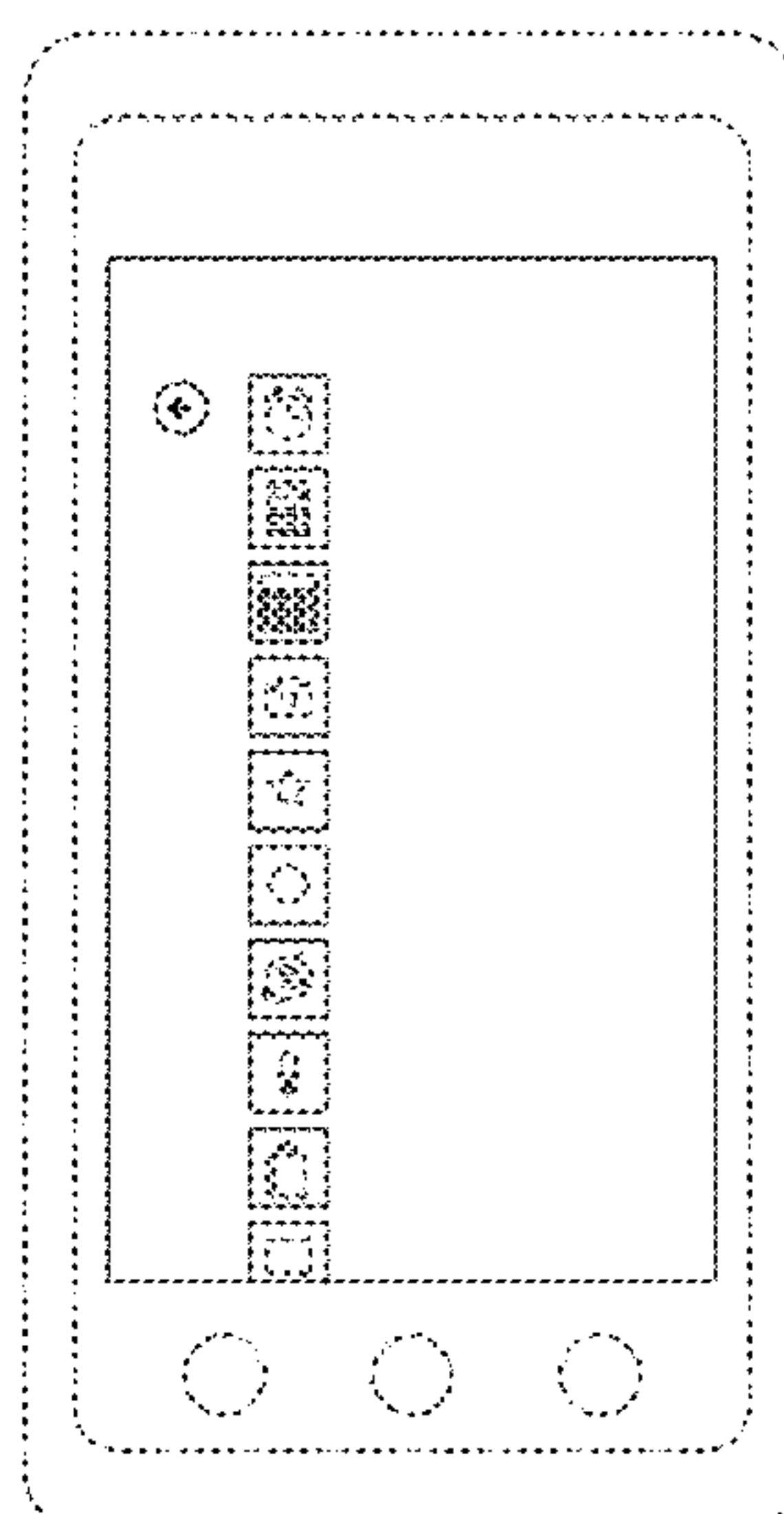
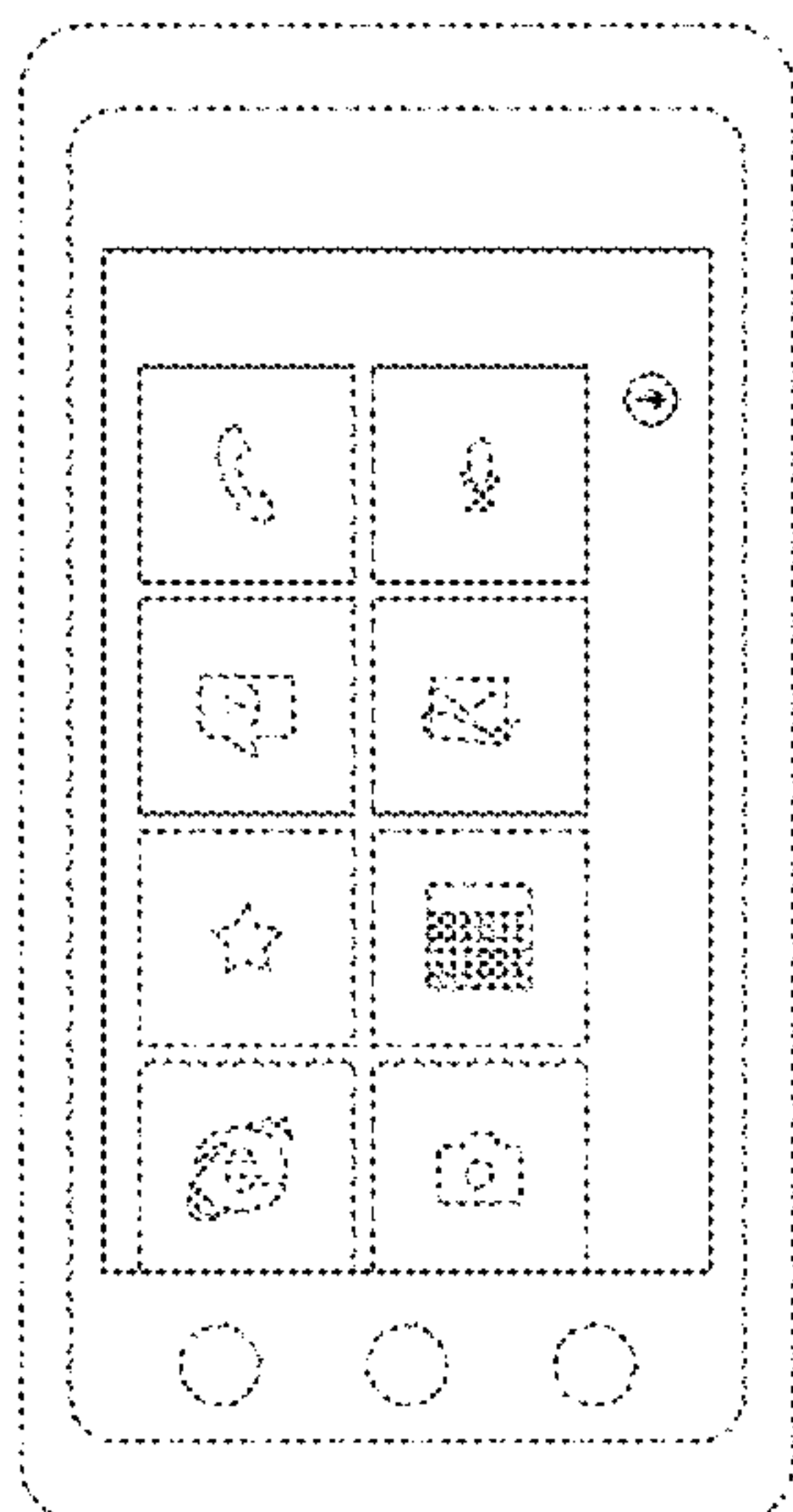
The ornamental design for a display screen with transitional graphical user interface, as shown and described.

**DESCRIPTION**

FIG. 1 is the first image in a sequence for a display screen with transitional graphical user interface showing our new design; FIG. 2 is the second image thereof; and, FIGS. 3-4 show the display screen with transitional graphical user interface of FIGS. 1-2 on a device.

The appearance of the transitional user interface transitions between the images shown in FIGS. 1 and 2 and between the images shown in FIGS. 3 and 4. The process or period in which one image transitions to another forms no part of the claimed design. The broken line showing of the four squares, the icons in the squares, and selected vertical edges of the squares in FIGS. 1 and 3, the icons in the small squares in FIGS. 2 and 4, and of the remainder of a device containing the display screen in FIGS. 3-4, is for environmental purposes only and forms no part of the claimed design.

**1 Claim, 4 Drawing Sheets**



# US D670,732 S

Page 2

## U.S. PATENT DOCUMENTS

D603,867	S	11/2009	La et al.	
D606,088	S	12/2009	Yokouchi et al.	
D607,001	S	12/2009	Ording et al.	
D607,005	S	12/2009	Ording et al.	
7,636,889	B2	12/2009	Weber et al.	
D609,715	S	2/2010	Chaudhri	
D611,055	S	3/2010	Jonasson et al.	
7,698,654	B2*	4/2010	Fong et al.	715/810
D617,333	S	6/2010	Scalisi et al.	
D617,334	S	6/2010	Chaudhri	
D618,698	S	6/2010	Kang et al.	
7,747,968	B2	6/2010	Brodersen et al.	
D619,146	S	7/2010	Flik et al.	
D619,612	S	7/2010	Pueyo et al.	
7,752,565	B2	7/2010	Bombolowsky et al.	
D624,927	S	10/2010	Allen et al.	
D626,140	S	10/2010	McLaughlin et al.	
D627,790	S	11/2010	Chaudhri	
D628,210	S	11/2010	Luke et al.	
D628,583	S	12/2010	Kurozumi et al.	
7,853,877	B2	12/2010	Giesen et al.	
D632,700	S	2/2011	Brinda	
D633,514	S	3/2011	Tokunaga et al.	
D633,920	S	3/2011	Luke et al.	
D633,921	S	3/2011	Brinda	
D643,850	S*	8/2011	Arnold et al.	D14/487
D643,851	S*	8/2011	Arnold et al.	D14/487
D644,240	S*	8/2011	Arnold et al.	D14/487
D655,301	S*	3/2012	Ray et al.	D14/486
D655,716	S*	3/2012	Ray et al.	D14/486
D655,717	S*	3/2012	Ray et al.	D14/486
D656,511	S*	3/2012	Hally et al.	D14/486

8,196,051	B2*	6/2012	Zaner et al.	715/758
D664,152	S*	7/2012	Ray et al.	D14/486
D664,970	S*	8/2012	Ray et al.	D14/486
D664,971	S*	8/2012	Lee et al.	D14/486
D664,975	S*	8/2012	Arnold	D14/487
D664,984	S*	8/2012	Lee et al.	D14/488
D664,986	S*	8/2012	Lee et al.	D14/488
D665,398	S*	8/2012	Carpenter et al.	D14/486
D665,399	S*	8/2012	Carpenter et al.	D14/486
D665,400	S*	8/2012	Carpenter et al.	D14/486
2002/0069415	A1	6/2002	Humbard et al.	
2005/0114374	A1*	5/2005	Juszkiewicz et al.	707/101
2006/0112335	A1	5/2006	Hofmeister et al.	
2006/0250385	A1*	11/2006	Plut	345/211
2007/0226645	A1	9/2007	Kongqiao et al.	
2009/0199132	A1	8/2009	Chong et al.	
2009/0265628	A1	10/2009	Bamford et al.	
2010/0013780	A1*	1/2010	Ikeda et al.	345/173
2010/0070926	A1*	3/2010	Abanami et al.	715/835

## OTHER PUBLICATIONS

New Garmins are out: nuvi360 c550 and Mobile 20, obtained from the website <http://www.navigadget.com/index.php/2006/03/08/new-garmins-are-out-nuvi310-nuvi360-c550-and-mobile-20>, Mar. 8, 2006.

Powwow, Mio Navman Spirit 300, 500 and Flat GPS Navigation Devices, obtained from the website <http://www.zimbio.com/GPS+Auto+Tracker/articles/310/>

Mio+Navman+Spirit+300+500+Flat+GPS+Navigation, May 14, 2009.

\* cited by examiner

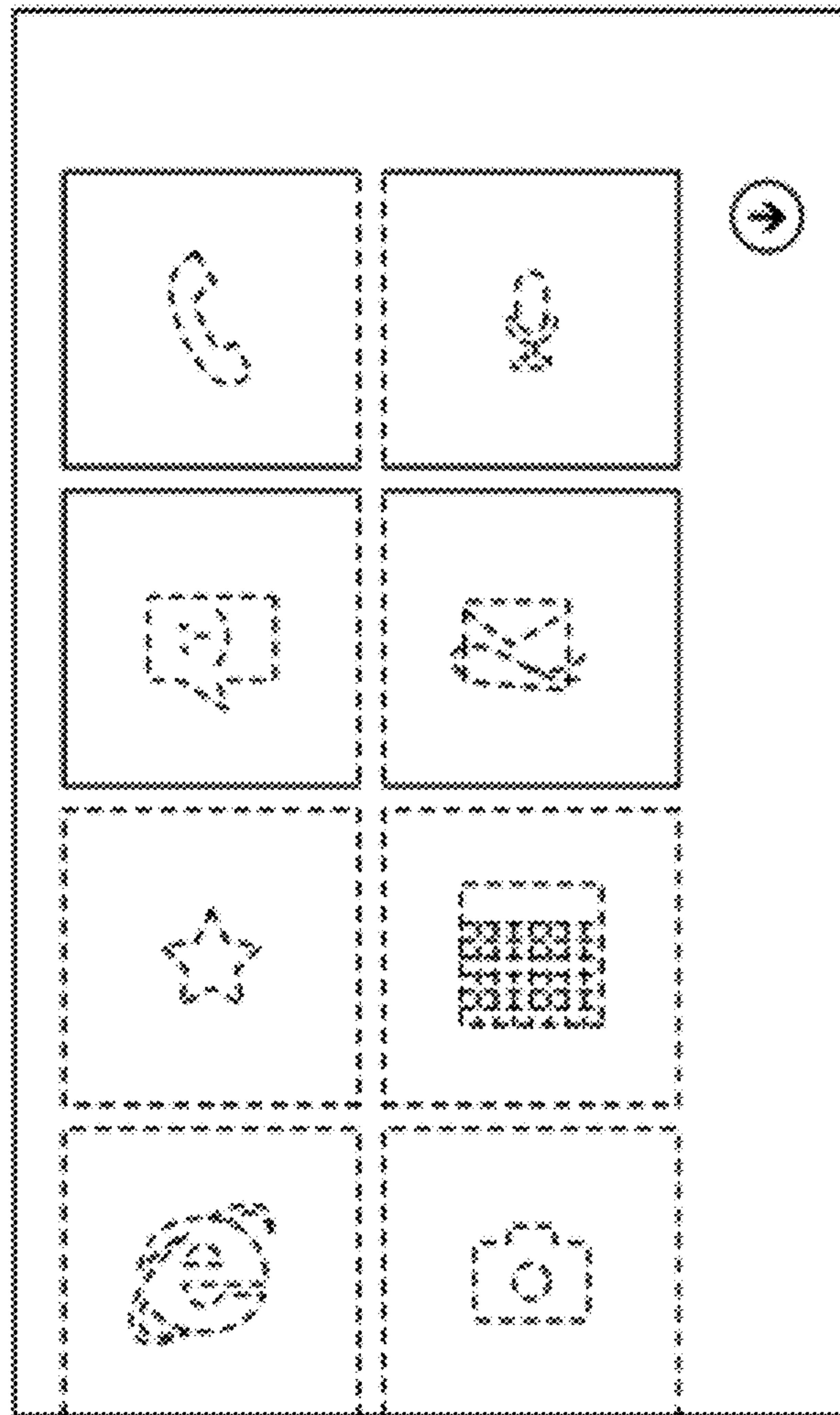


FIG. 1



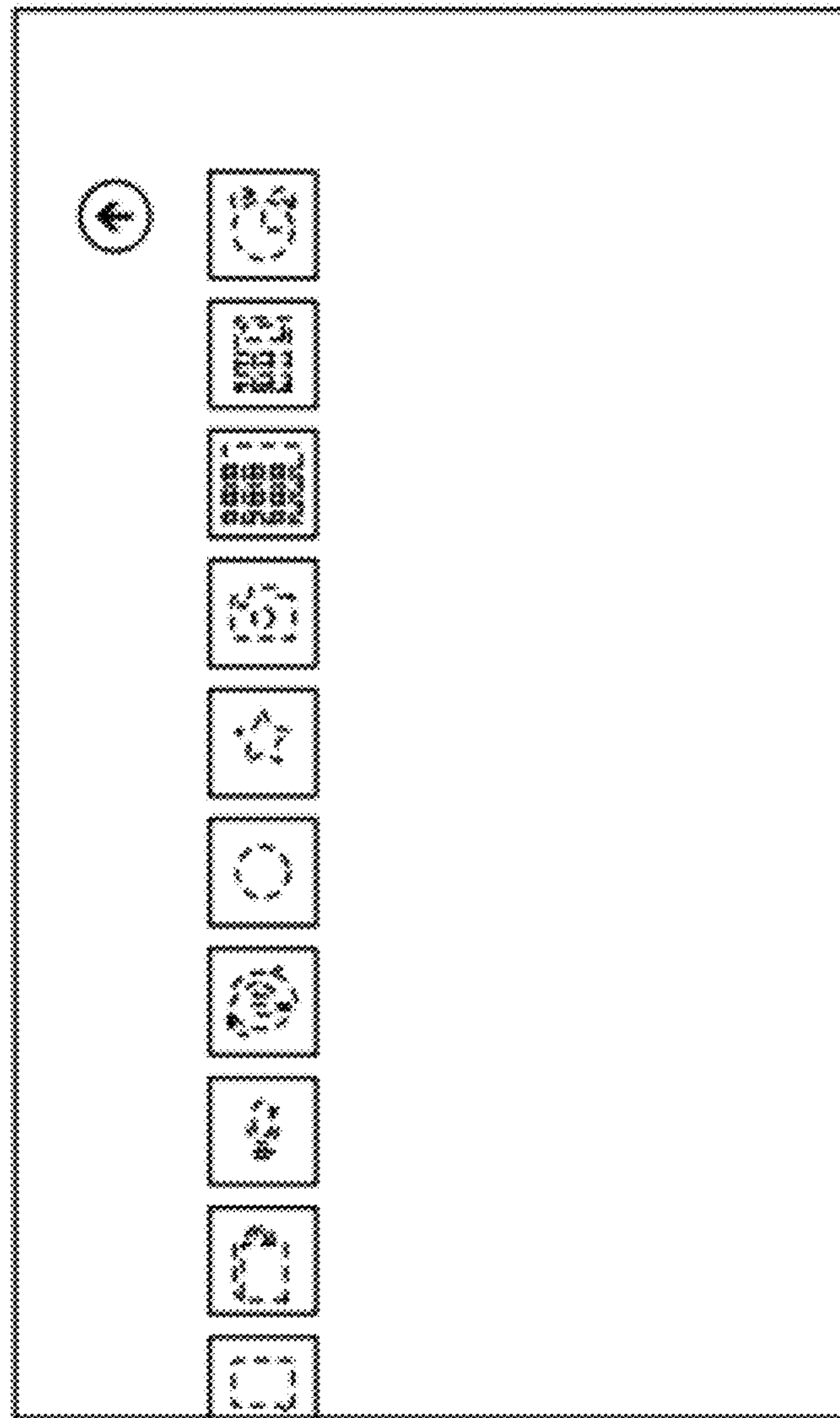


FIG. 2

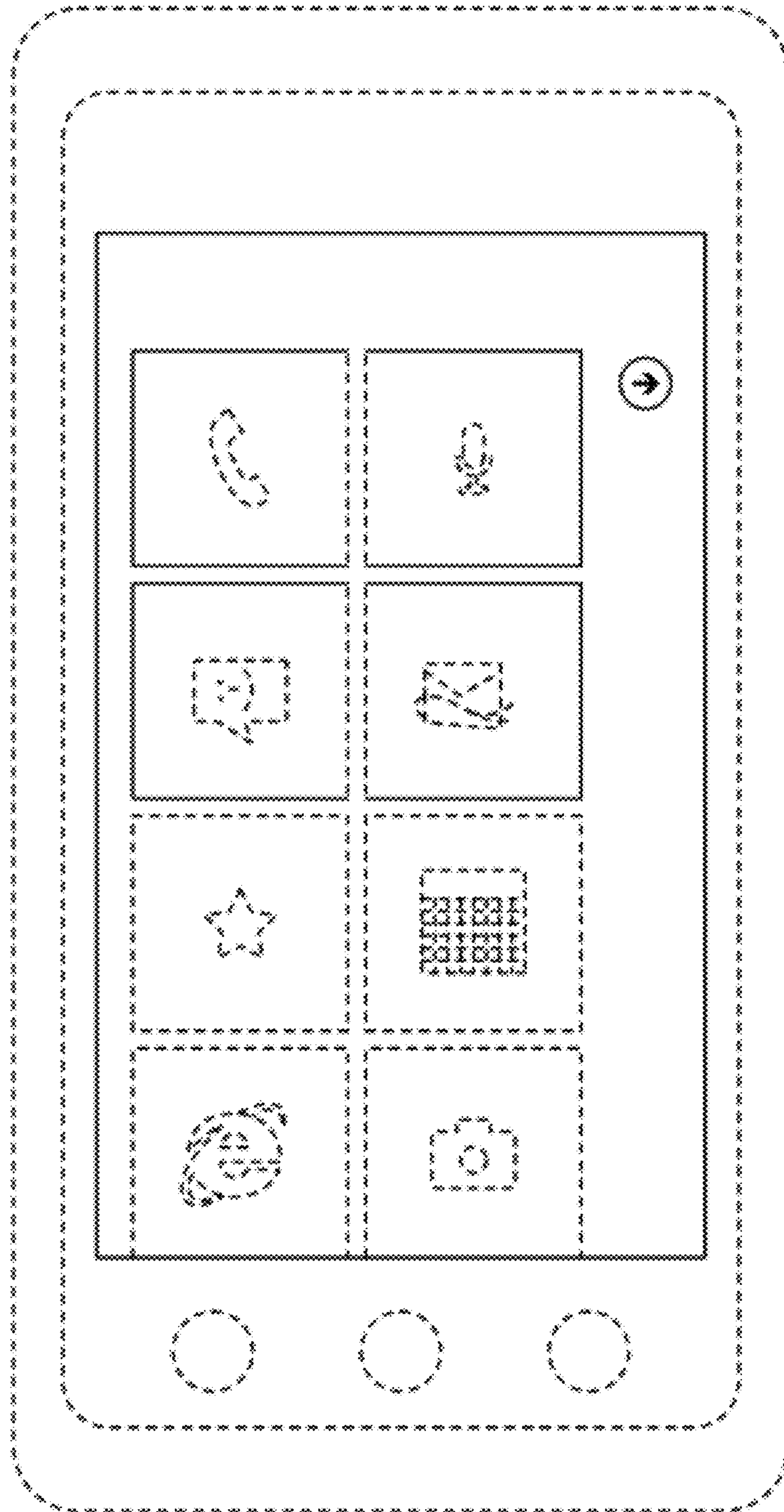


FIG. 3

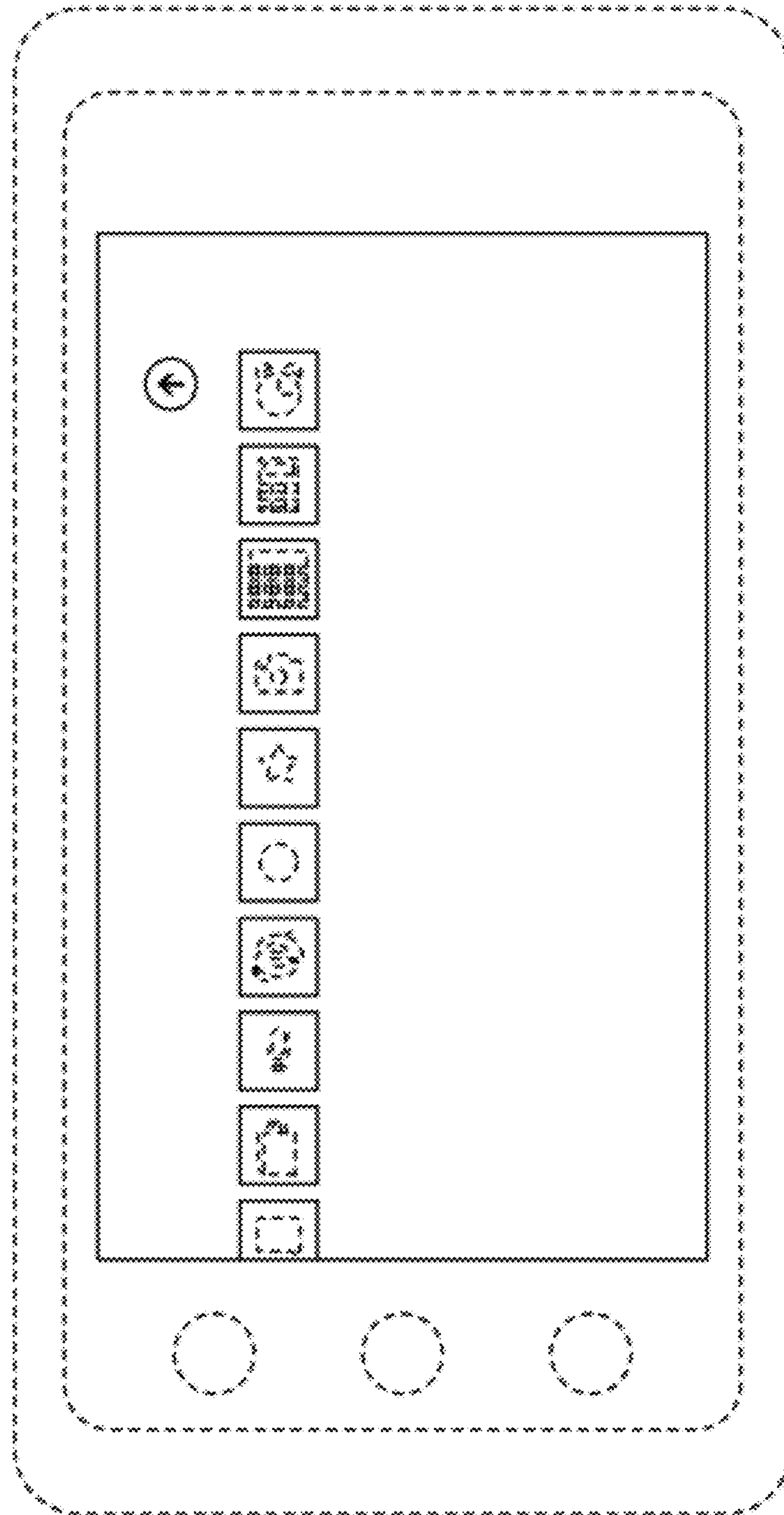


FIG. 4

UNITED STATES PATENT AND TRADEMARK OFFICE  
**CERTIFICATE OF CORRECTION**

PATENT NO. : D670,732 S  
APPLICATION NO. : 29/384727  
DATED : November 13, 2012  
INVENTOR(S) : Arnold et al.

Page 1 of 6

It is certified that error appears in the above-identified patent and that said Letters Patent is hereby corrected as shown below:

The Title page, showing the illustrative figures, should be deleted and substitute therefor the attached Title page.

In the Drawings:

Delete figs. 1 - 4 and substitute therefor the drawing sheets, consisting of figs. 1 - 4 as shown on the attached pages.

Signed and Sealed this  
Thirteenth Day of August, 2013



Teresa Stanek Rea  
*Acting Director of the United States Patent and Trademark Office*



(12) **United States Design Patent**  
**Arnold et al.**

(10) **Patent No.:** **US D670,732 S**  
(45) **Date of Patent:** **\*\* Nov. 13, 2012**

(54) **DISPLAY SCREEN WITH TRANSITIONAL GRAPHICAL USER INTERFACE**

(75) **Inventors:** **Jeffery G. Arnold**, Sammamish, WA (US); **Jeffrey C. Fong**, Seattle, WA (US); **Michael I. Guss**, Seattle, WA (US)

(73) **Assignee:** **Microsoft Corporation**, Redmond, WA (US)

(\*\*) **Term:** **14 Years**

(21) **Appl. No.:** **29/384,727**

(22) **Filed:** **Feb. 3, 2011**

(51) **LOC (9) Cl.** ..... **14-04**

(52) **U.S. Cl.** ..... **D14/487**

(58) **Field of Classification Search** ..... **D14/485-495;**  
**715/700-867**

See application file for complete search history.

(56) **References Cited**

**U.S. PATENT DOCUMENTS**

5,640,565	A *	6/1997	Dickinson	1/1
5,880,733	A	3/1999	Horvitz et al.	
6,411,685	B1 *	6/2002	O'Neal	379/88.14
6,791,583	B2 *	9/2004	Tang et al.	715/751
6,850,256	B2	2/2005	Crow et al.	
7,055,104	B1 *	5/2006	Billmaier et al.	715/765
7,085,995	B2 *	8/2006	Fukuda et al.	715/203
7,178,111	B2 *	2/2007	Glein et al.	715/848
7,219,310	B2 *	5/2007	Ortega et al.	715/839
D552,618	S	10/2007	Sato et al.	
D558,778	S	1/2008	Okaro et al.	
7,418,663	B2	8/2008	Pettinati et al.	
7,433,920	B2	10/2008	Blagsvedt et al.	
7,434,177	B1	10/2008	Ording et al.	
7,496,211	B2 *	2/2009	Yamagami et al.	382/103
7,536,654	B2	5/2009	Anthony et al.	
D593,575	S	6/2009	Ball et al.	
D594,018	S	6/2009	Ball et al.	
D594,020	S	6/2009	Ball et al.	
D594,022	S	6/2009	King	

D594,023	S	6/2009	King	
D594,024	S	6/2009	King	
D594,026	S	6/2009	Ball et al.	
D596,190	S	7/2009	Garcia	
D599,364	S	9/2009	Mays	
D599,806	S	9/2009	Brown et al.	
D600,249	S	9/2009	Nagata et al.	
7,587,683	B2 *	9/2009	Ito et al.	715/823

(Continued)

**OTHER PUBLICATIONS**

Jojo, Acer e310 GPS device, obtained from the website <http://2dayblog.com/2006/08/30/acer-e310-gps-device/>, Aug. 30, 2006, published via Gizmodo.

(Continued)

*Primary Examiner* — Deanna L. Fluegeman

(74) *Attorney, Agent, or Firm* — Banner & Witcoff, Ltd.

(57) **CLAIM**

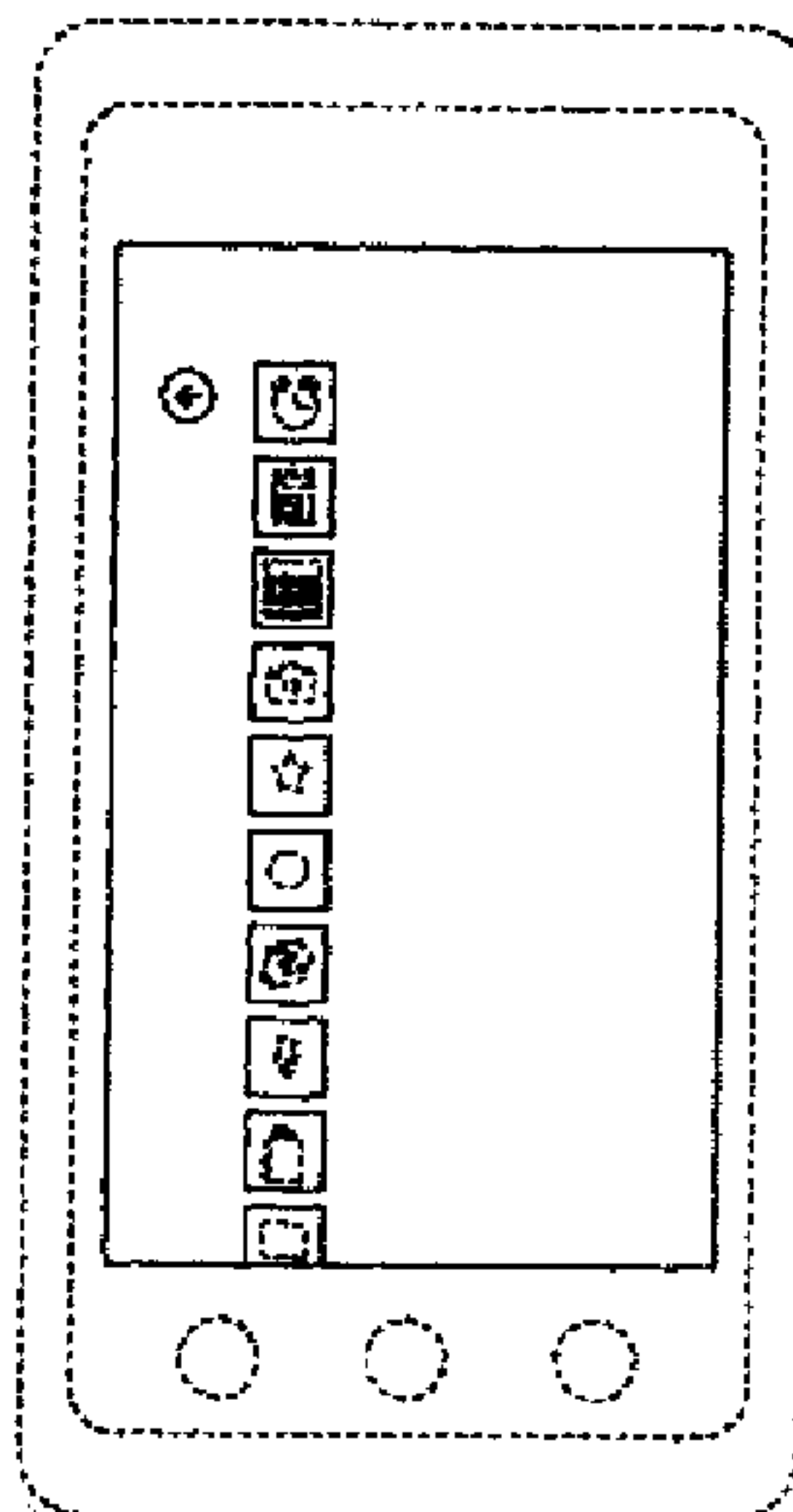
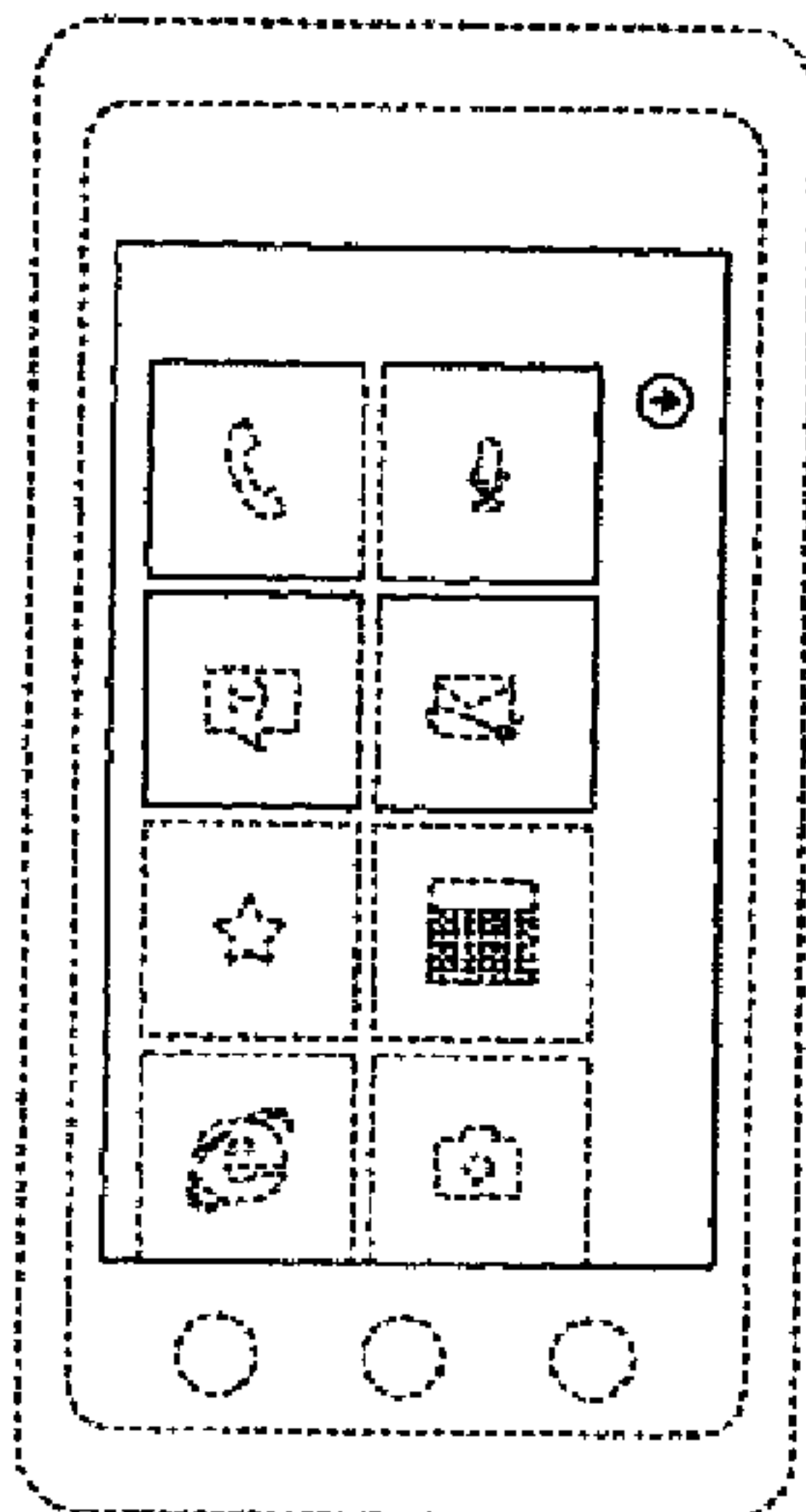
The ornamental design for a display screen with transitional graphical user interface, as shown and described.

**DESCRIPTION**

FIG. 1 is the first image in a sequence for a display screen with transitional graphical user interface showing our new design; FIG. 2 is the second image thereof; and, FIGS. 3-4 show the display screen with transitional graphical user interface of FIGS. 1-2 on a device.

The appearance of the transitional user interface transitions between the images shown in FIGS. 1 and 2 and between the images shown in FIGS. 3 and 4. The process or period in which one image transitions to another forms no part of the claimed design. The broken line showing of the four squares, the icons in the squares, and selected vertical edges of the squares in FIGS. 1 and 3, the icons in the small squares in FIGS. 2 and 4, and of the remainder of a device containing the display screen in FIGS. 3-4, is for environmental purposes only and forms no part of the claimed design.

**1 Claim, 4 Drawing Sheets**





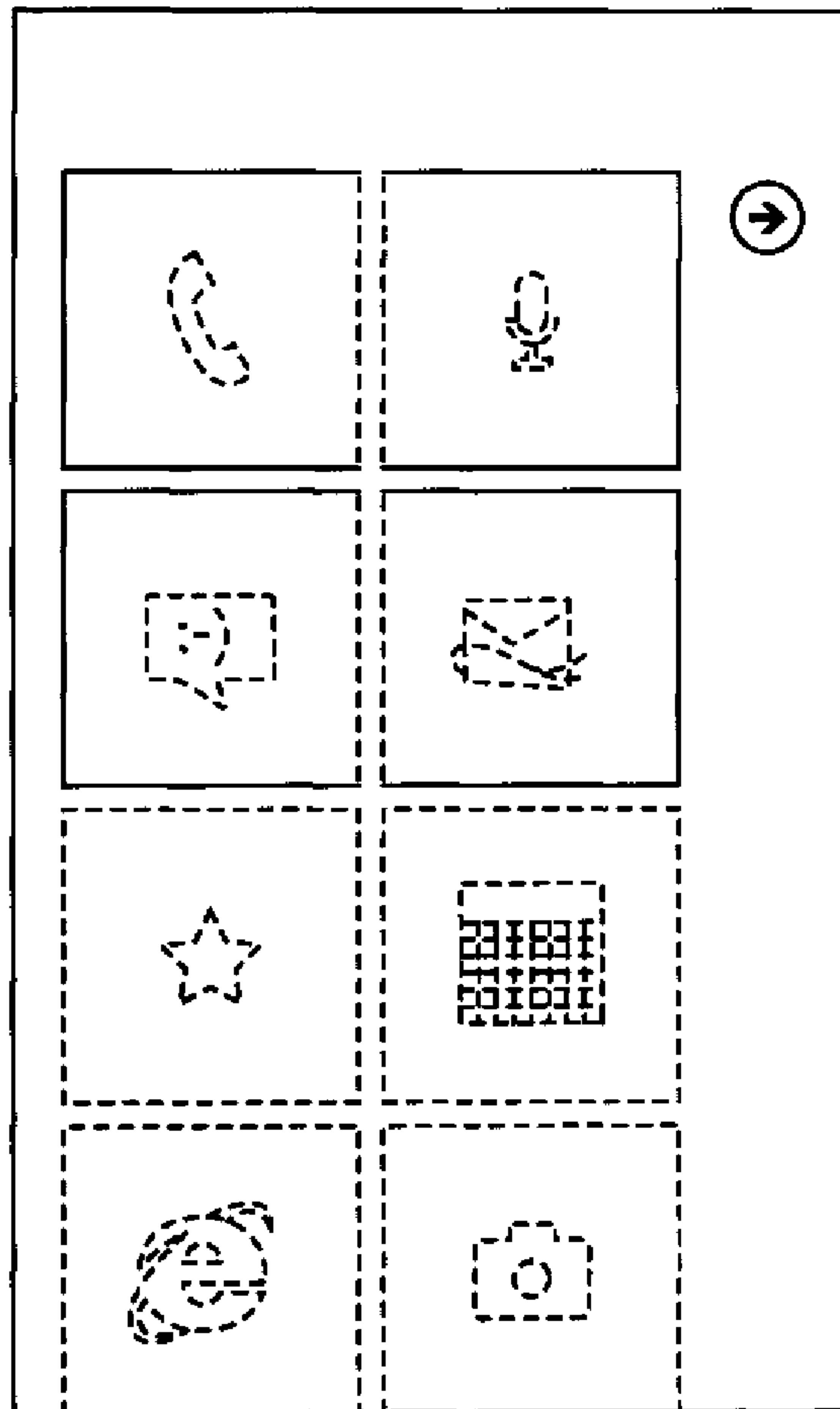


FIG. 1

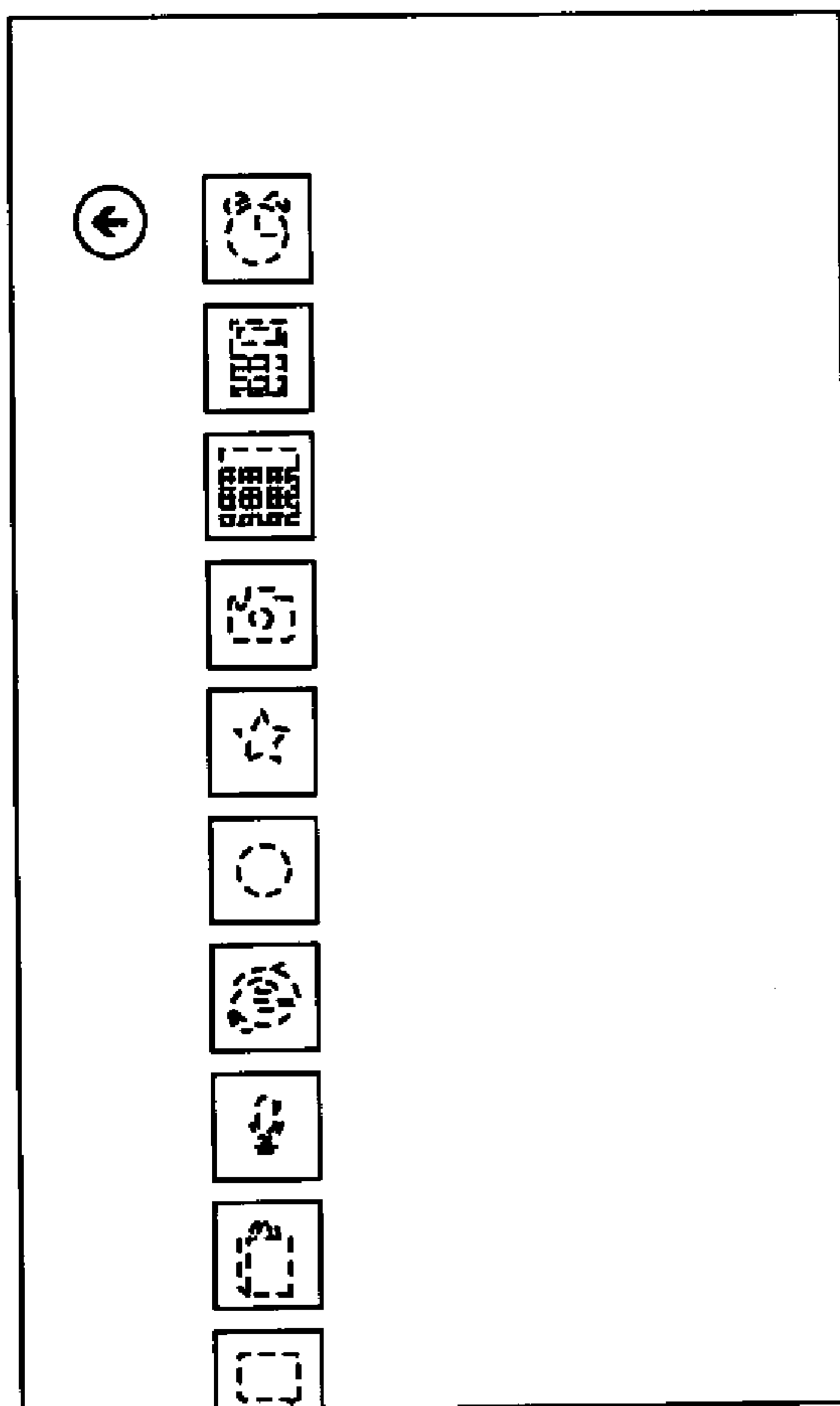


FIG. 2

**U.S. Patent**

Nov. 13, 2012

Sheet 3 of 4

**D670,732 S**



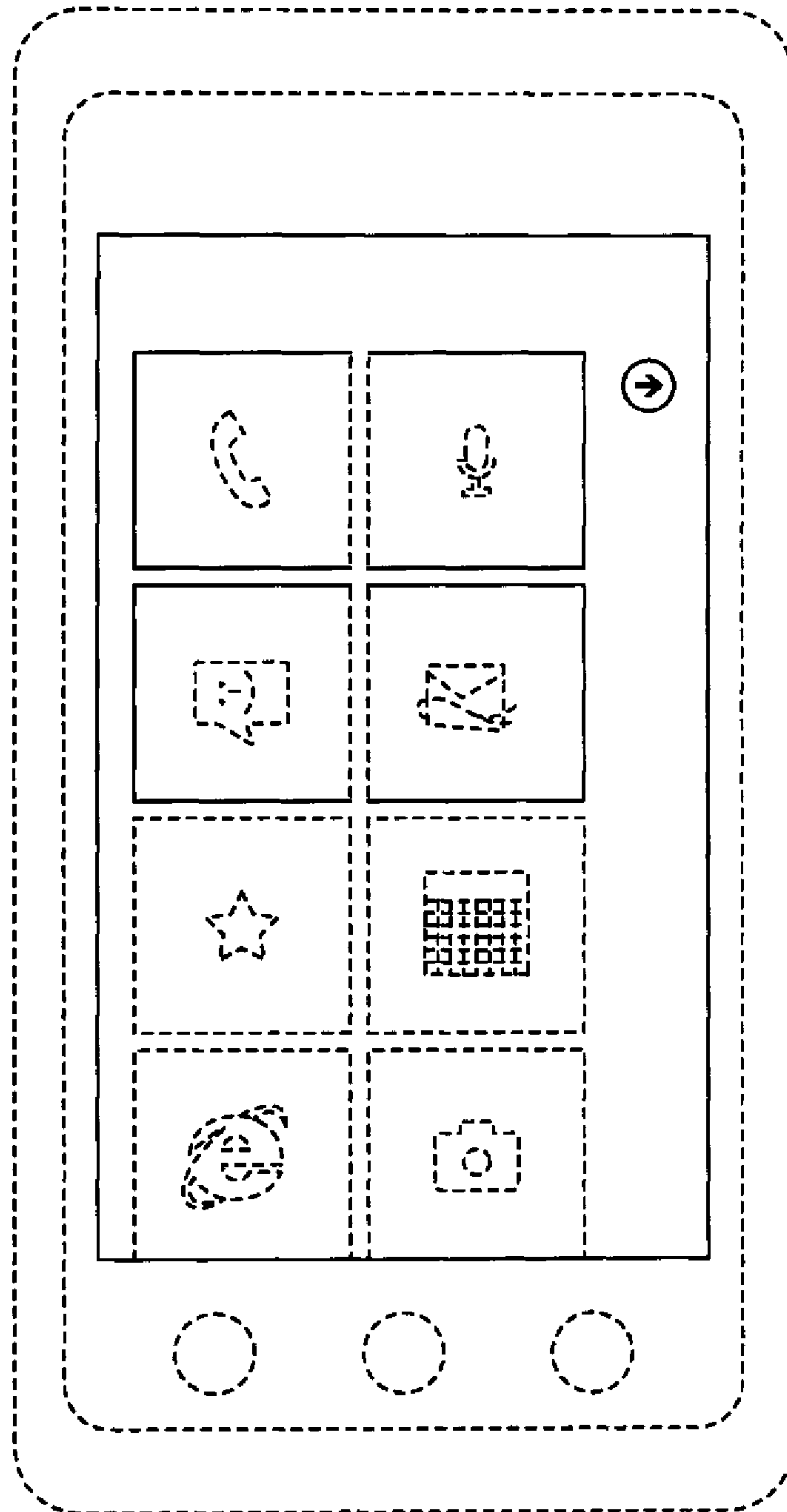


FIG. 3