



US00D670693S

(12) **United States Design Patent**  
**Li**

(10) **Patent No.:** **US D670,693 S**  
(45) **Date of Patent:** **\*\* Nov. 13, 2012**

(54) **HANDHELD DEVICE**

(75) Inventor: **Chun-Hsing Li**, Taipei (TW)  
(73) Assignee: **Getac Technology Corporation**,  
Hsinchu (TW)

(\*\*) Term: **14 Years**

(21) Appl. No.: **29/394,112**

(22) Filed: **Jun. 13, 2011**

(30) **Foreign Application Priority Data**

Mar. 17, 2011 (CN) ..... 2011 3 0057018

(51) **LOC (9) Cl.** ..... **14-02**

(52) **U.S. Cl.** ..... **D14/341**

(58) **Field of Classification Search** ..... D14/341-347,  
D14/137, 138, 138.1, 138 A, 138 AA, 138 R,  
D14/138 AB, 138 AC, 138 AD, 138 C, 138 G,  
D14/496, 203.1, 203.3, 203.4, 203.5, 203.7,  
D14/426, 427, 432, 429, 129, 130, 420, 439-441,  
D14/448, 125, 147, 156, 218, 247-248, 250,  
D14/389, 388, 315-318; D10/65, 104; D18/6-7;  
D21/324, 329, 330; D19/26, 59, 60; 455/556.1,  
455/556.2, 566, 575.1, 90.3; 379/433.04,  
379/433.01, 433.06, 916; 345/169, 173,  
345/901, 905; 361/679.26, 679.27, 679.3,  
361/679.55, 679.56

See application file for complete search history.

(56) **References Cited**

**U.S. PATENT DOCUMENTS**

D373,576 S \* 9/1996 Liggett ..... D14/341  
D434,034 S \* 11/2000 Burke et al. .... D14/341  
D440,966 S \* 4/2001 Ronzani ..... D14/344  
D460,756 S \* 7/2002 Allen et al. .... D14/341  
D482,359 S \* 11/2003 Skillman et al. .... D14/341  
D490,419 S \* 5/2004 Shiue et al. .... D14/341  
D587,260 S \* 2/2009 Marsh et al. .... D14/341

(Continued)

**FOREIGN PATENT DOCUMENTS**

CH 057386 \* 10/2001

*Primary Examiner* — Barbara Fox

(57) **CLAIM**

The ornamental design for a handheld device, as shown and described.

**DESCRIPTION**

FIG. 1 is a front perspective view of a first embodiment of a handheld device showing my new design, in which there are two notches at the top;

FIG. 2 is a rear perspective view of the first the embodiment of my new design;

FIG. 3 is a front elevational view of the first the embodiment of my new design;

FIG. 4 is a rear elevational view of the first the embodiment of my new design;

FIG. 5 is a left side elevational view of the first the embodiment of my new design;

FIG. 6 is a right side elevational view of the first the embodiment of my new design;

FIG. 7 is a top plan view of the first the embodiment of my new design;

FIG. 8 is a bottom plan view of the first the embodiment of my new design;

FIG. 9 is a front perspective view of a second embodiment of a handheld device showing my new design, in which there is one notch at the top;

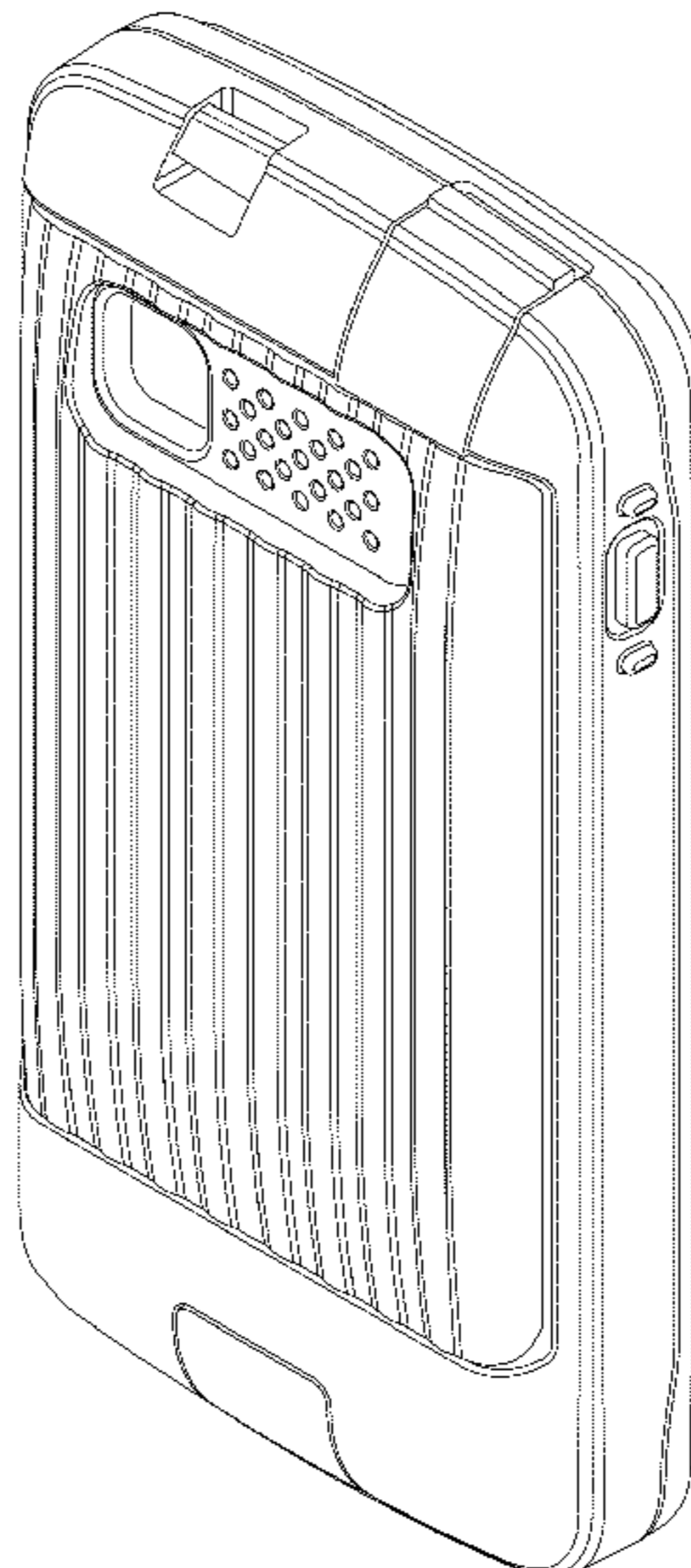

FIG. 10 is a rear perspective view of the second embodiment of my new design;

FIG. 11 is a rear elevational view of the second embodiment of my new design; and,

FIG. 12 is a top plan view of the second embodiment of my new design.

The views of the second embodiment that are not illustrated are identical to those of the first embodiment.

**1 Claim, 10 Drawing Sheets**



# US D670,693 S

Page 2

---

## U.S. PATENT DOCUMENTS

D620,003 S *	7/2010	Chiang et al. ....	D14/341	D641,751 S *	7/2011	Morton et al. ....	D14/341
D622,721 S *	8/2010	Wood et al. ....	D14/341	D646,251 S *	10/2011	Park et al. ....	D14/138 G
D623,183 S *	9/2010	Hong et al. ....	D14/341	D649,547 S *	11/2011	Huang ....	D14/341
D629,772 S *	12/2010	Mo et al. ....	D14/138 G	D649,965 S *	12/2011	Chiu ....	D14/341
D633,068 S *	2/2011	Chen et al. ....	D14/138 G	D650,766 S *	12/2011	Hong ....	D14/138 G
D633,070 S *	2/2011	Tzeng ....	D14/138 G	D654,049 S *	2/2012	Chung ....	D14/138 G
D633,088 S *	2/2011	Liao ....	D14/341	D654,460 S *	2/2012	Kim et al. ....	D14/138 G
D635,113 S *	3/2011	Park et al. ....	D14/138 G	D654,899 S *	2/2012	Jung ....	D14/138 G
D635,562 S *	4/2011	Fan et al. ....	D14/248	D655,287 S *	3/2012	de Jong et al. ....	D14/341
D638,395 S *	5/2011	Finnegan ....	D14/203.7	D663,297 S *	7/2012	de Jong et al. ....	D14/341

\* cited by examiner




FIG. 1

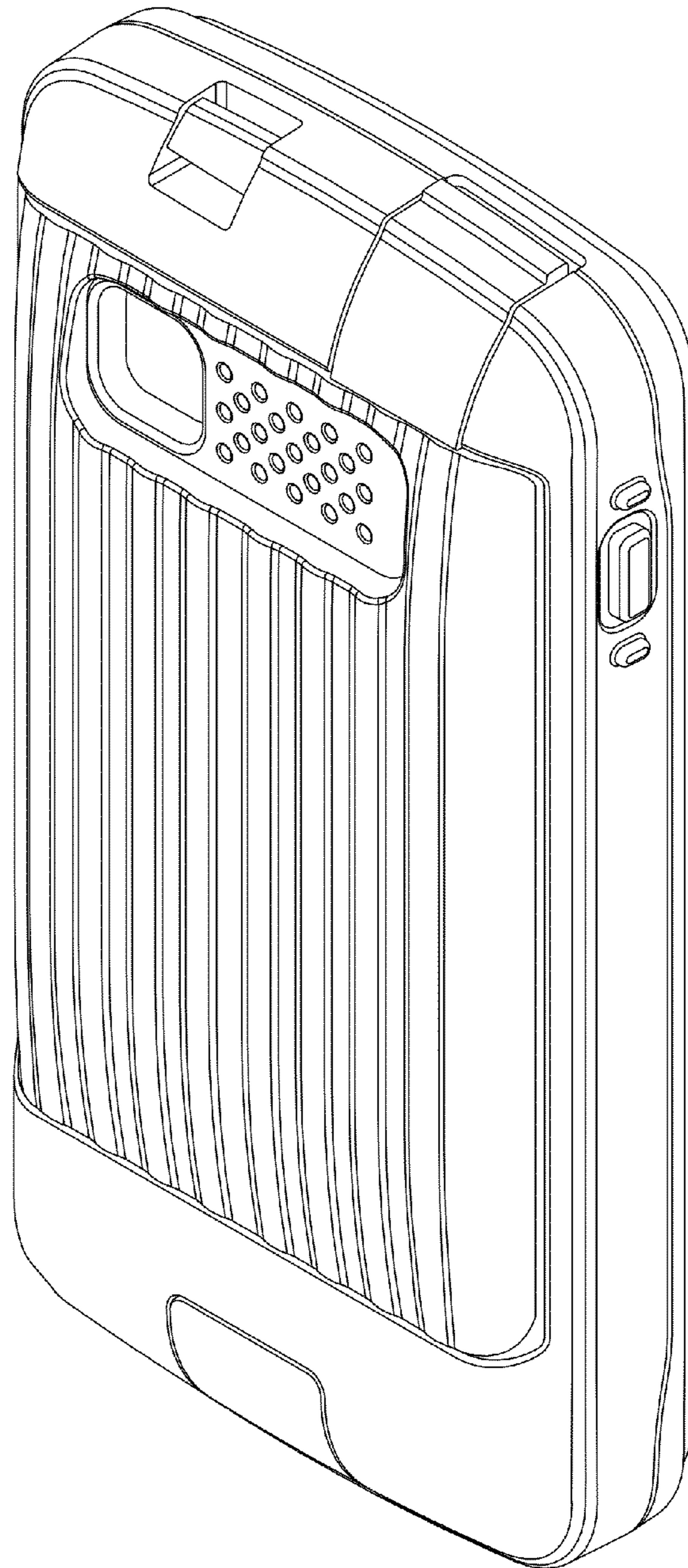


FIG.2

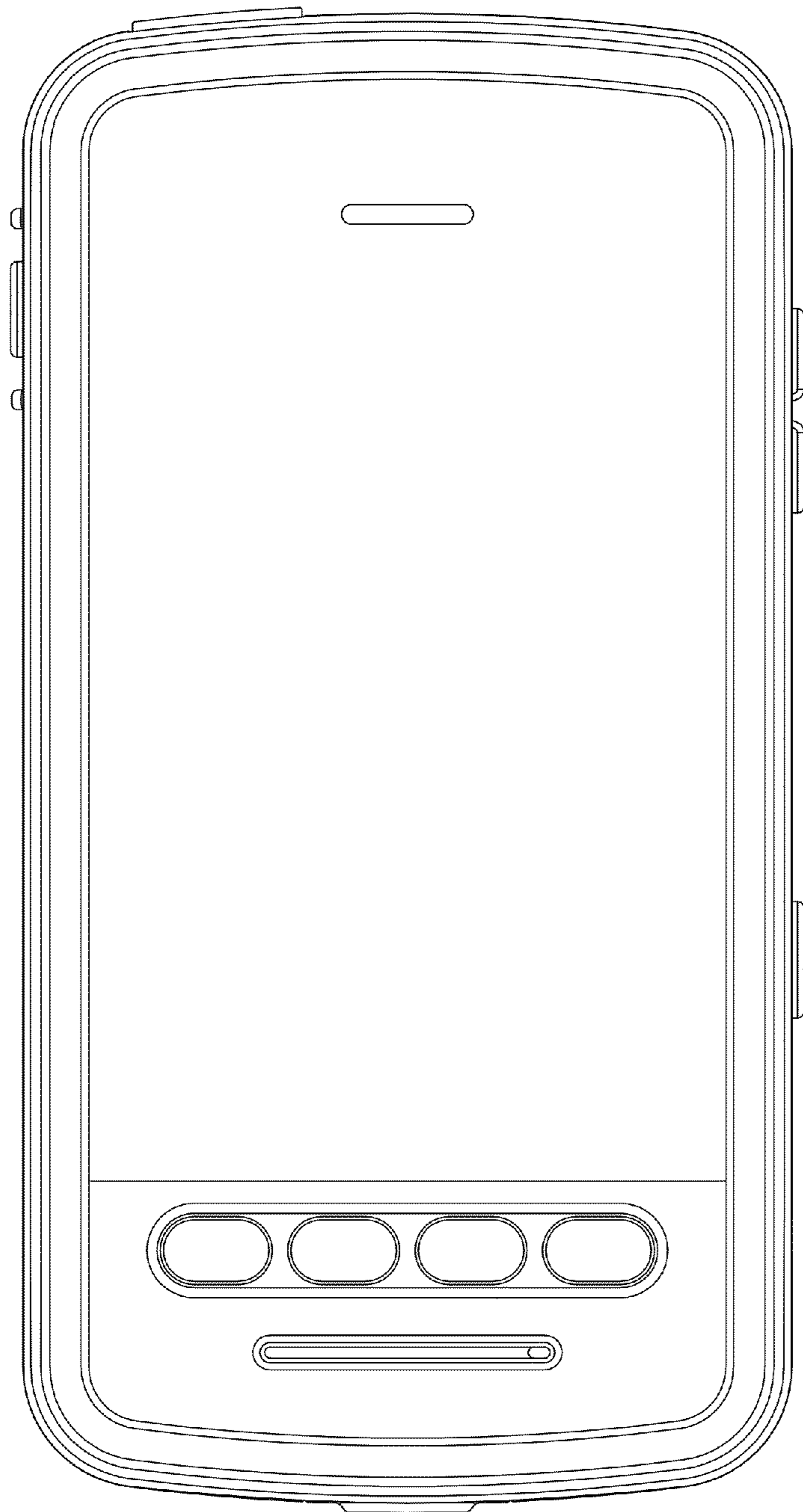


FIG.3

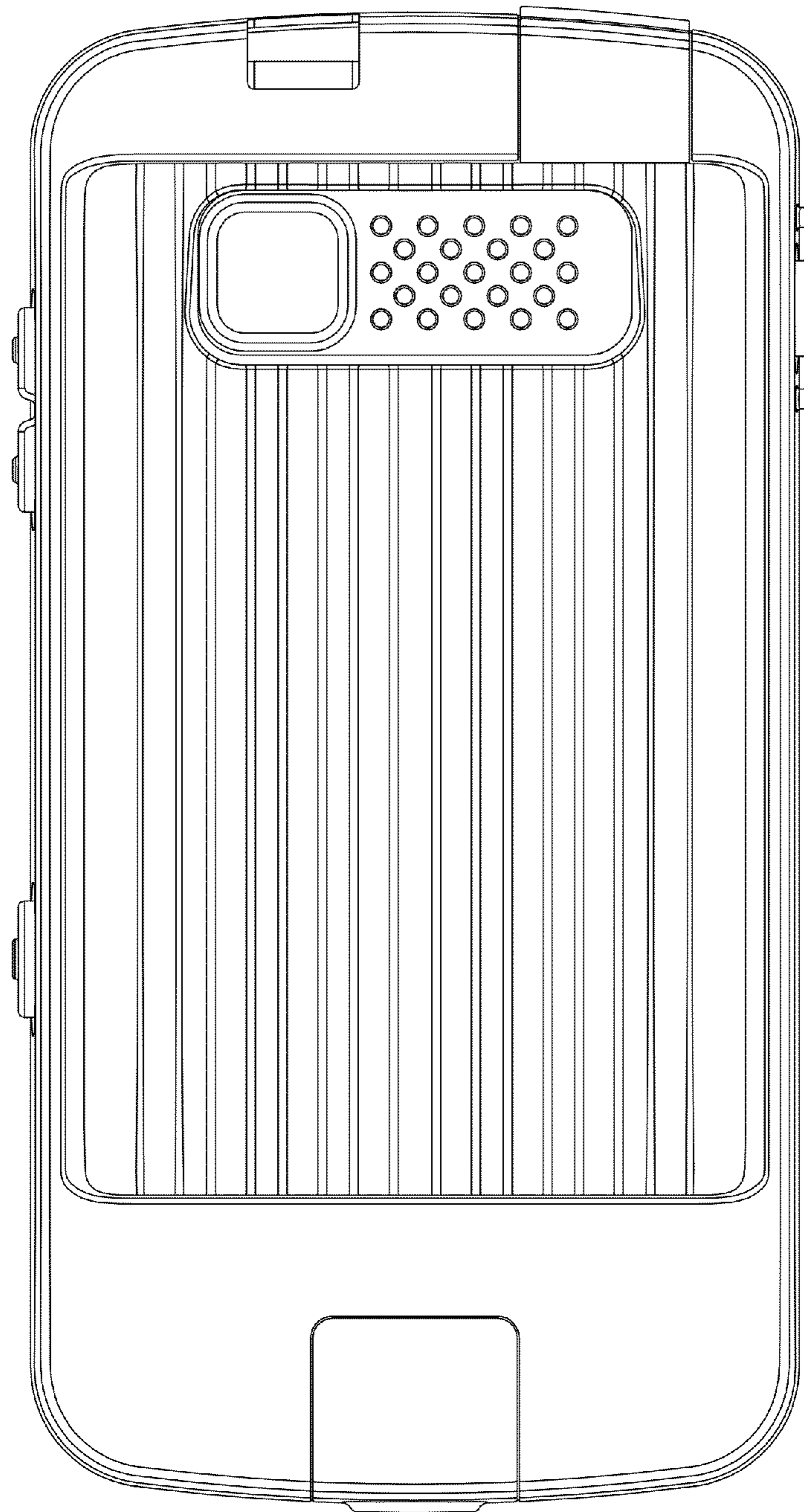


FIG.4




FIG.5

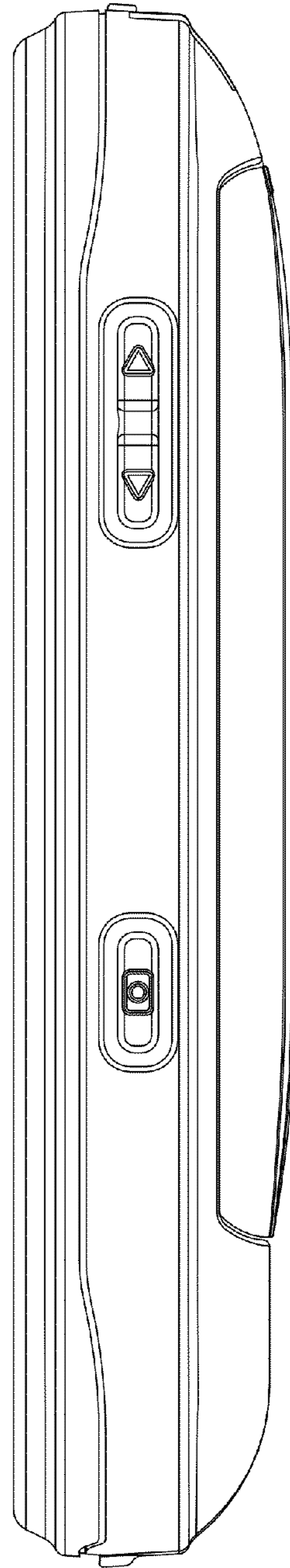


FIG.6

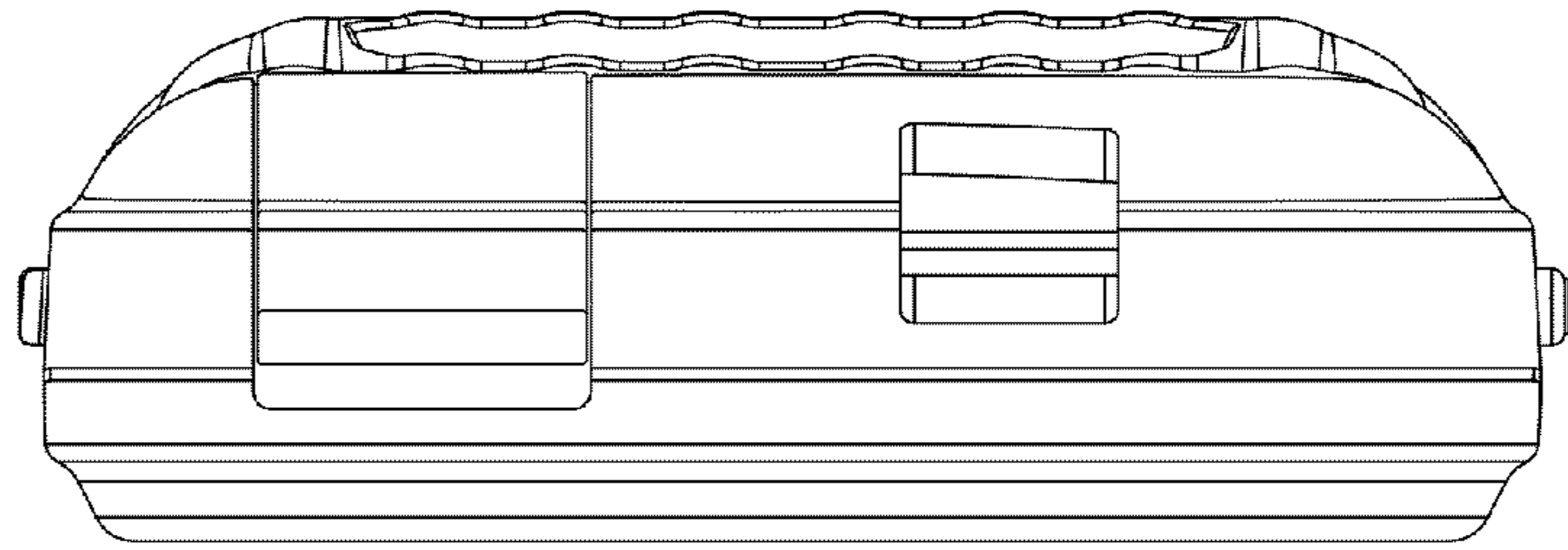


FIG.7

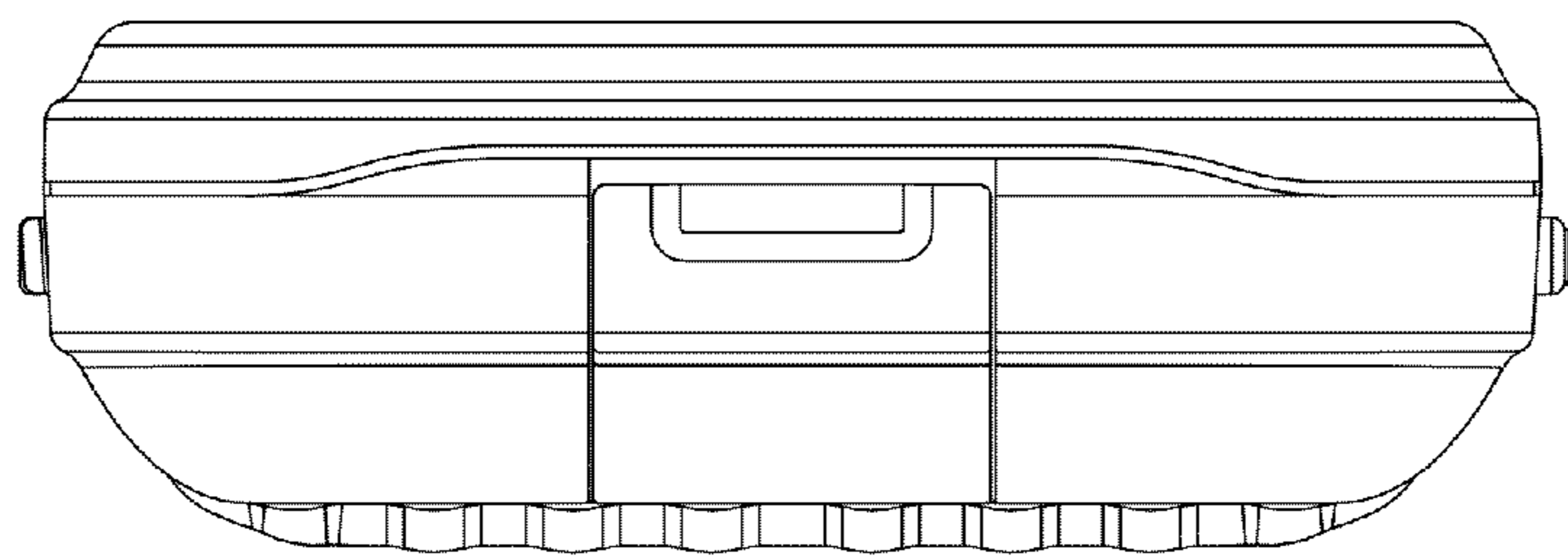


FIG.8






FIG.9




FIG.10

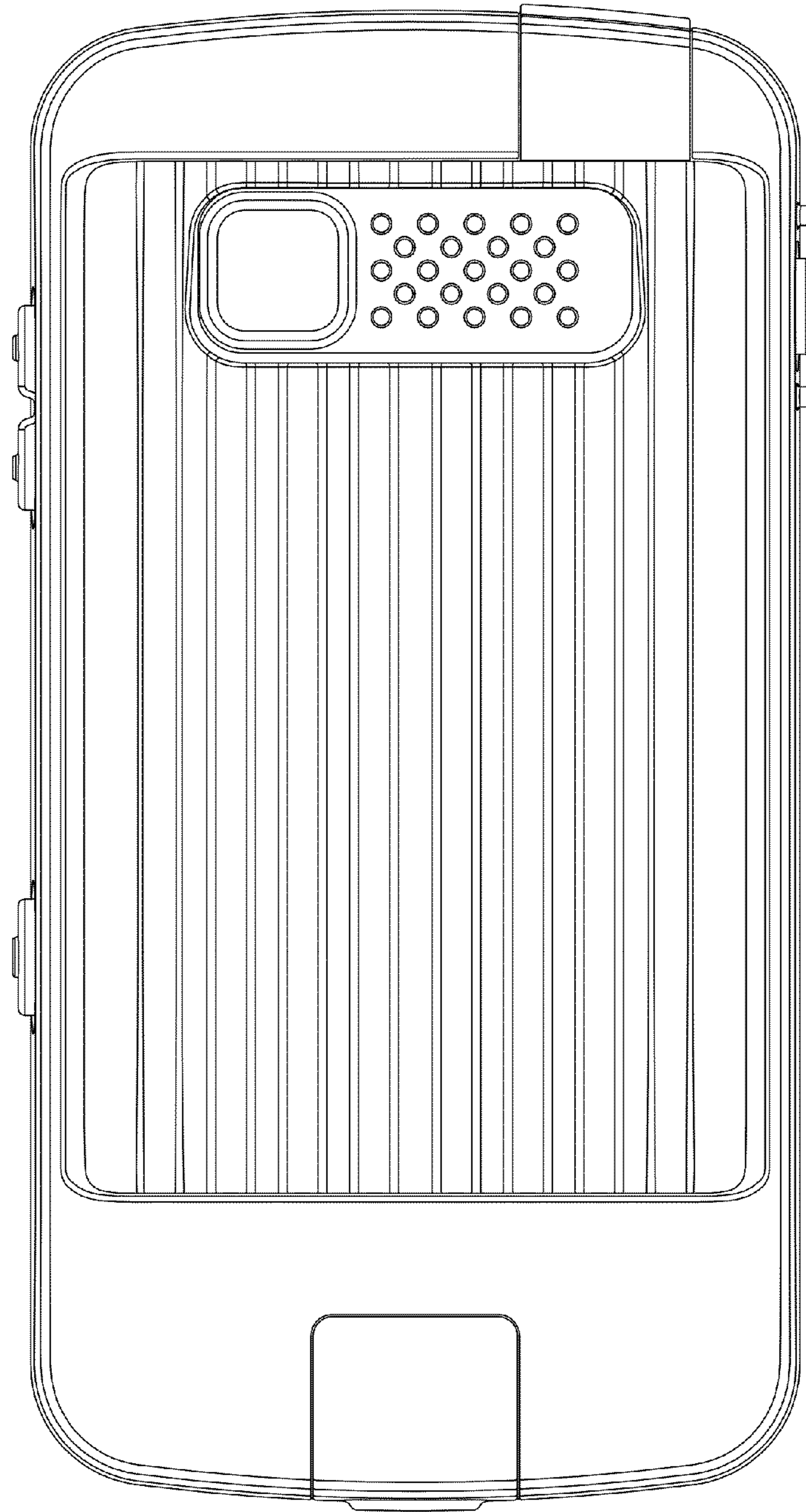


FIG.11

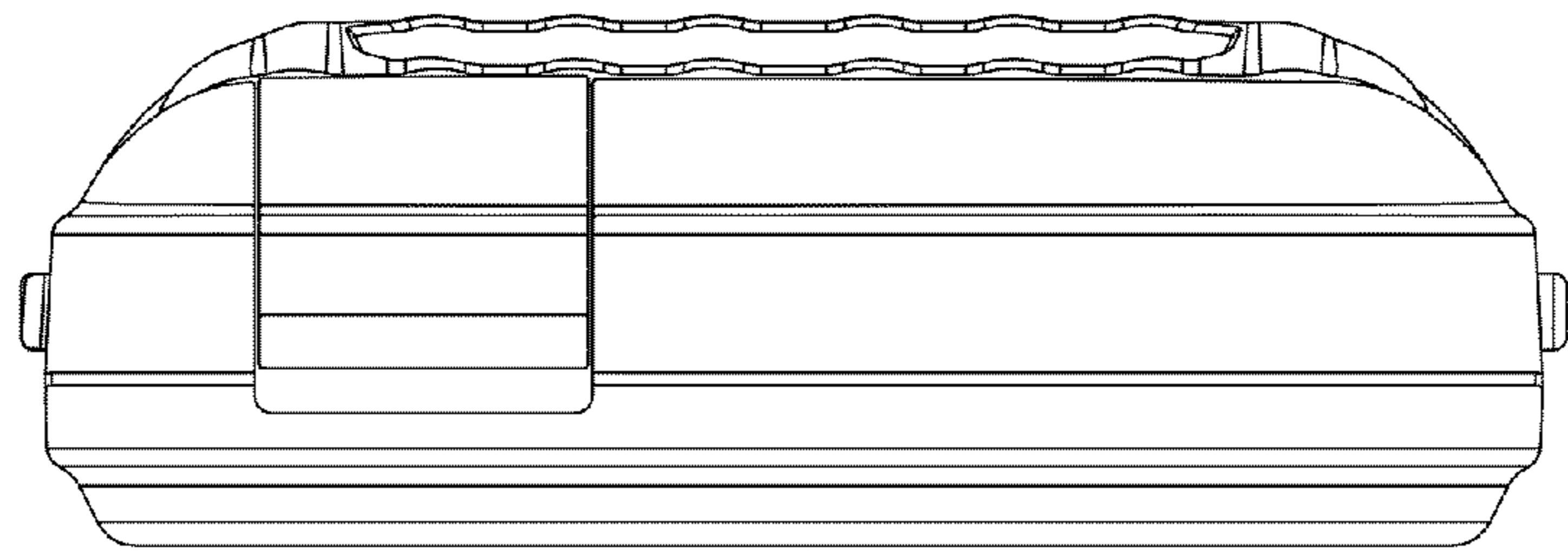


FIG.12