



US00D670678S

(12) **United States Design Patent**
Hermansen

(10) **Patent No.:** **US D670,678 S**

(45) **Date of Patent:** **** Nov. 13, 2012**

(54) **SPEAKER**

(75) Inventor: **Anders Hermansen**, Klampenborg (DK)

(73) Assignee: **Bang & Olufsen A/S**, Struer (DK)

(**) Term: **14 Years**

(21) Appl. No.: **29/384,401**

(22) Filed: **Jan. 31, 2011**

(30) **Foreign Application Priority Data**

Aug. 4, 2010 (DK) 2010 00119

(51) **LOC (9) Cl.** **14-01**

(52) **U.S. Cl.** **D14/216; D14/215; D14/204**

(58) **Field of Classification Search** D14/204,
D14/207, 209, 209.1, 210–216, 222, 168,
D14/172, 137, 496, 500; 181/143, 144, 147,
181/148, 150–153, 157, 198, 199; 381/300–308,
381/332, 338, 336, 345, 363, 364, 386–388

See application file for complete search history.

(56) **References Cited**

U.S. PATENT DOCUMENTS

4,182,429 A * 1/1980 Senzaki 181/144
5,331,119 A * 7/1994 Leger et al. 181/150
D409,198 S * 5/1999 Harvey et al. D14/215
5,960,095 A * 9/1999 Chang 381/387
D440,557 S * 4/2001 Su D14/215
D494,566 S * 8/2004 Allen D14/215

6,782,113 B1 * 8/2004 Handsaker 381/386
D512,047 S * 11/2005 Wright D14/215
7,077,236 B2 * 7/2006 Sleboda et al. 181/150
7,570,778 B2 * 8/2009 Wright 381/387
8,014,545 B2 * 9/2011 Grant et al. 381/160
D648,322 S * 11/2011 Peng D14/216

* cited by examiner

Primary Examiner — Prabhakar Deshmukh

(74) *Attorney, Agent, or Firm* — Buchanan Ingersoll & Rooney PC

(57) **CLAIM**

The ornamental design for a speaker, as shown and described.

DESCRIPTION

FIG. 1 is a front perspective view of a speaker in an open position according to my new design.

FIG. 2 is a front elevation view thereof.

FIG. 3 is a right side elevation view thereof.

FIG. 4 is a left side elevation view thereof.

FIG. 5 is a top elevation view, the bottom elevation being a mirror image.

FIG. 6 is a front perspective view thereof in a closed position.

FIG. 7 is a front elevation view thereof.

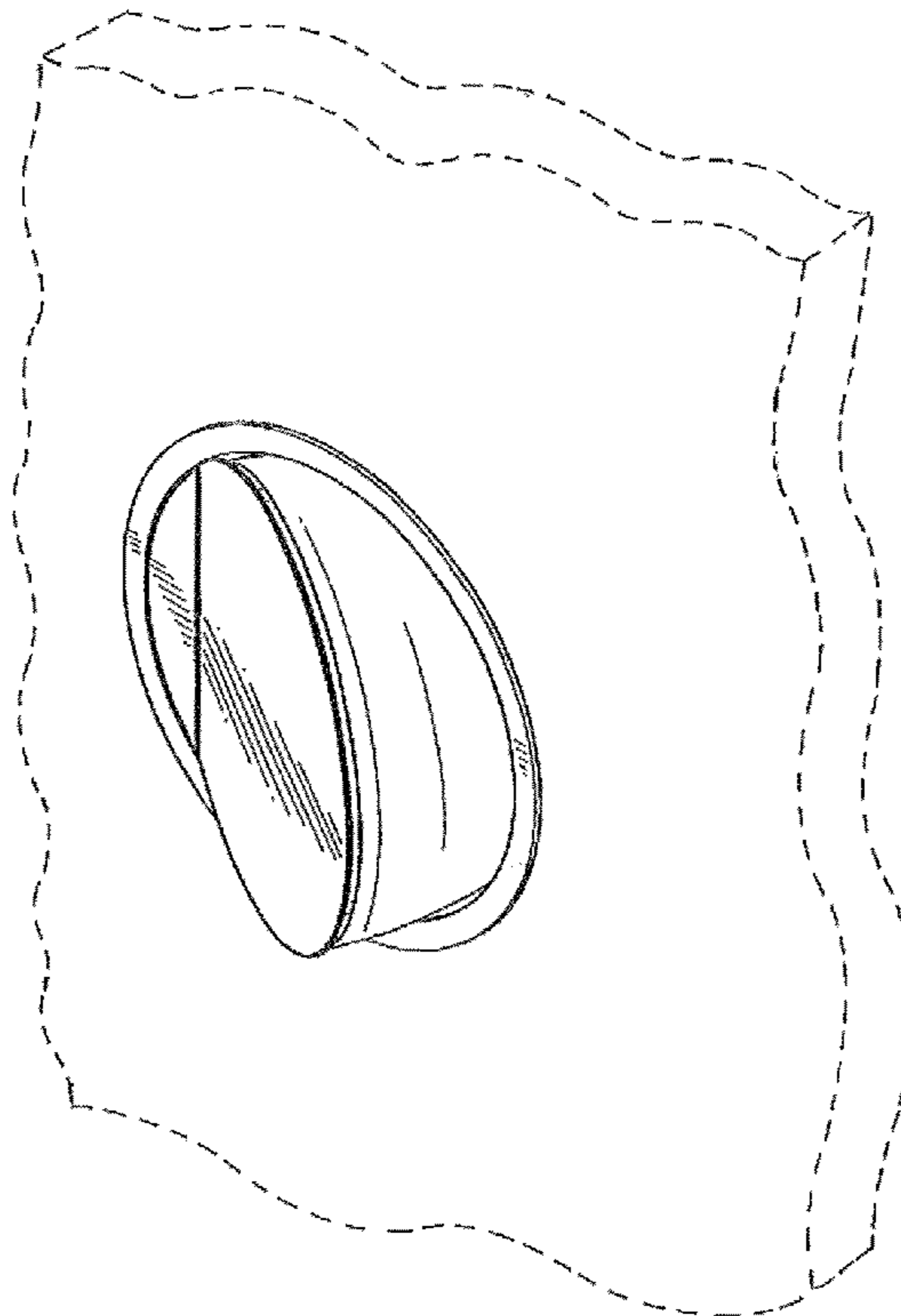
FIG. 8 is a left elevation view thereof.

FIG. 9 is a right elevation view thereof; and,

FIG. 10 is a top elevation view, the bottom elevation being a mirror image.

The broken line showing of the wall structure on which the speaker is mounted is for environmental illustration only and forms no part of the claimed design.

1 Claim, 10 Drawing Sheets



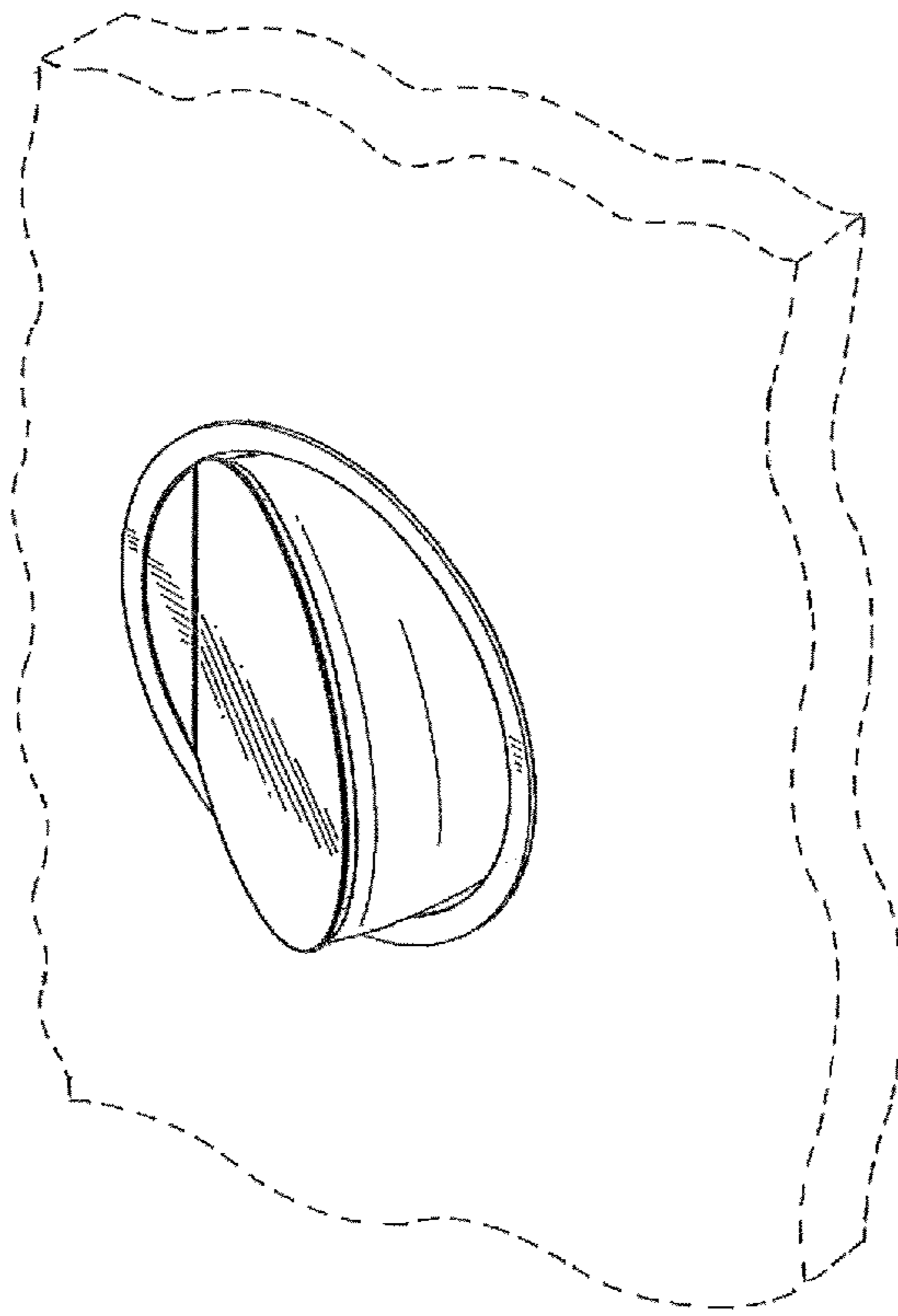


FIG. 1

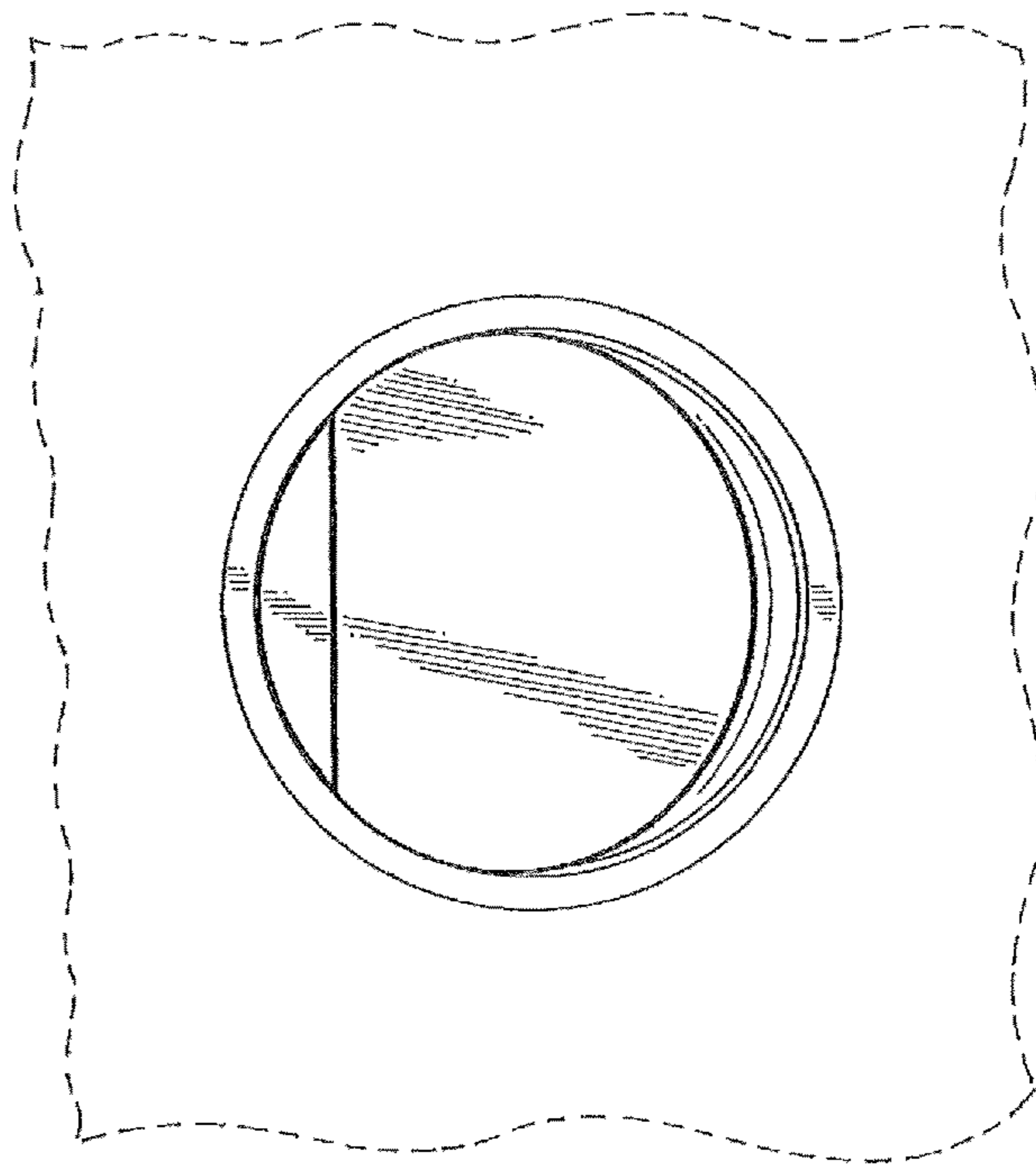


FIG. 2

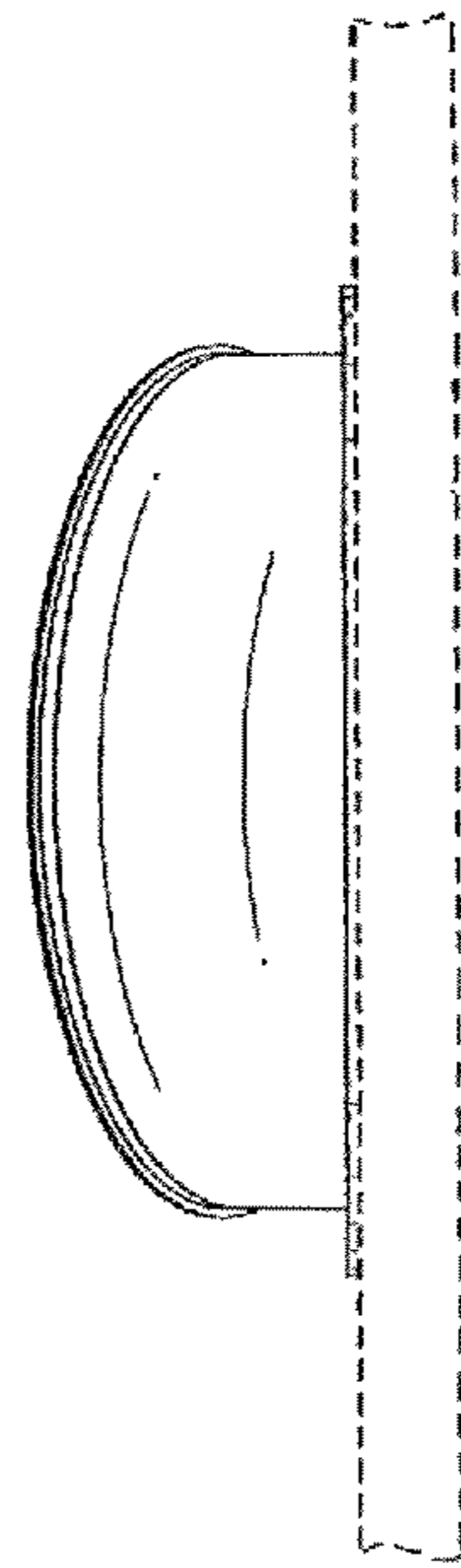


FIG. 3




FIG. 4




FIG. 5

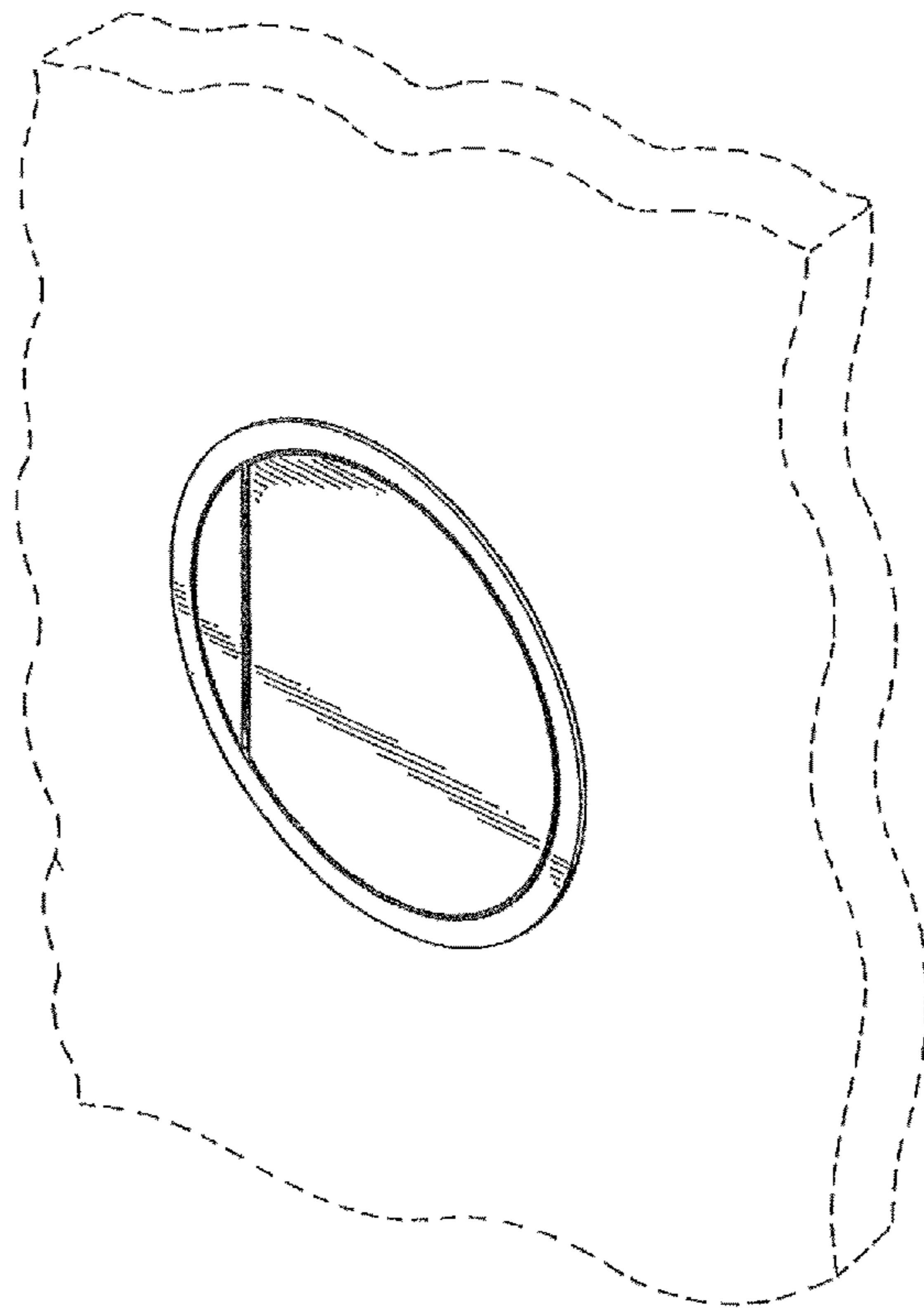


FIG. 6

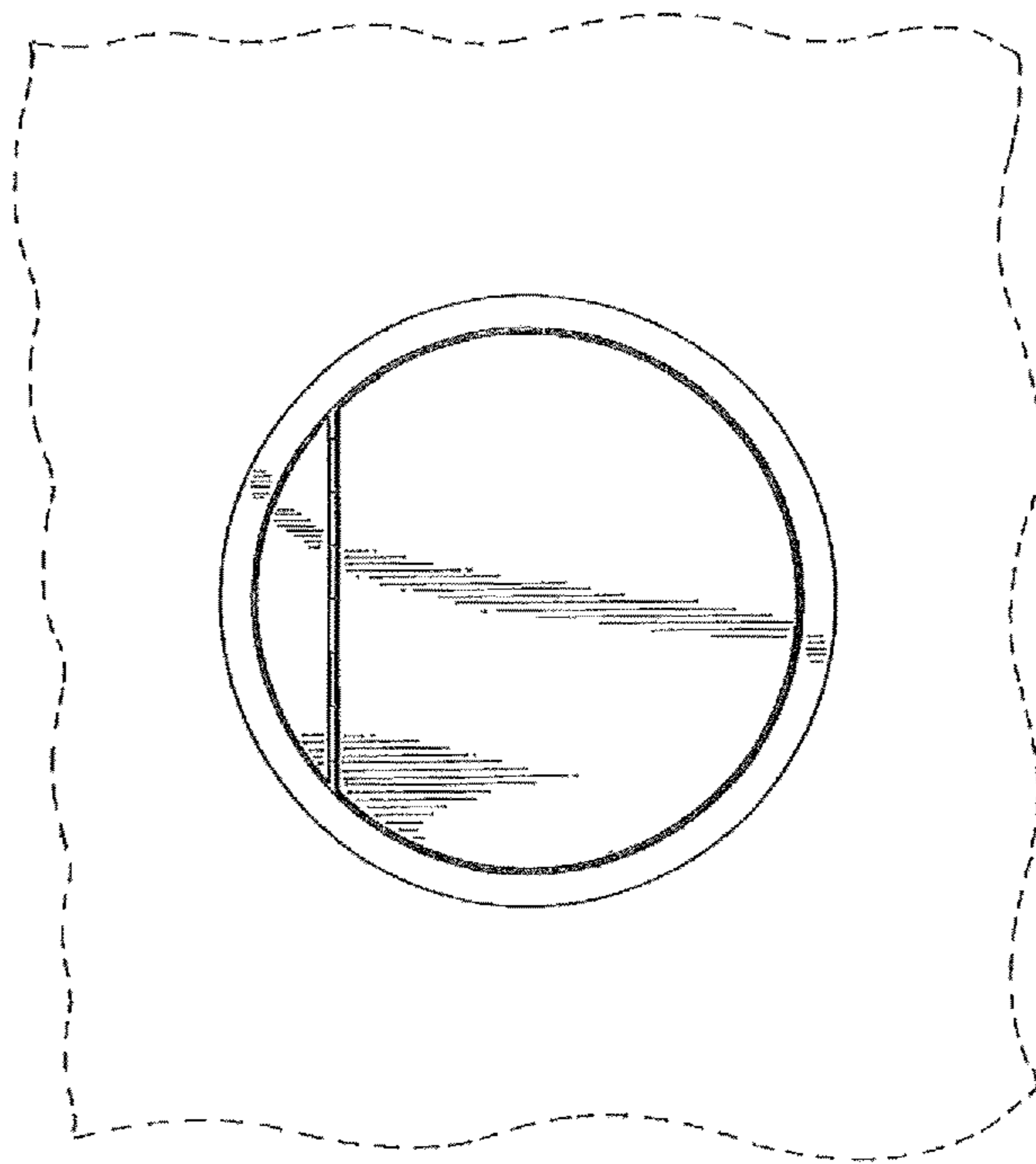


FIG. 7




FIG. 8



FIG. 9




FIG. 10