



US00D670671S

(12) **United States Design Patent**  
**Jeon et al.**

(10) **Patent No.:** **US D670,671 S**

(45) **Date of Patent:** **\*\* Nov. 13, 2012**

(54) **LED TELEVISION RECEIVER**

(75) Inventors: **Byung Lok Jeon**, Anyang (KR); **Tae Uk Kim**, Seoul (KR)

(73) Assignee: **LG Electronics Inc.**, Seoul (KR)

(\*\*) Term: **14 Years**

(21) Appl. No.: **29/416,357**

(22) Filed: **Mar. 21, 2012**

(30) **Foreign Application Priority Data**

Oct. 21, 2011 (KR) ..... 30-2011-0044108

(51) **LOC (9) Cl.** ..... **14-03**

(52) **U.S. Cl.** ..... **D14/126**

(58) **Field of Classification Search** ..... D14/125-134,  
D14/239, 371, 136, 374-377, 440, 450, 448,  
D14/336, 342; 312/7.2; 348/836, 838, 180,  
348/184, 325, 739; 341/12; 248/917-924,  
248/465; 345/104, 133, 156, 168, 87, 173;  
720/605, 669, 600, 655; 369/99, 197; 455/344,  
455/347; D21/329, 515, 577, 622, 333, 433,  
D21/448, 452, 450, 331; D6/477, 479, 300;  
273/148 B; 446/484, 175, 356; D10/15,  
D10/26

See application file for complete search history.

(56) **References Cited**

U.S. PATENT DOCUMENTS

D548,206 S *	8/2007	Han	.....	D14/126
D570,313 S *	6/2008	Shih et al.	.....	D14/126
D581,378 S *	11/2008	Chiu	.....	D14/126
D584,706 S *	1/2009	Yoshimura et al.	.....	D14/126
D609,659 S *	2/2010	VanDuyn	.....	D14/126
D629,371 S *	12/2010	Lim et al.	.....	D14/126
D645,431 S *	9/2011	Boo et al.	.....	D14/126
D648,296 S *	11/2011	Lee et al.	.....	D14/126
D653,636 S *	2/2012	Lee et al.	.....	D14/126
D658,140 S *	4/2012	Hwangbo et al.	.....	D14/126

\* cited by examiner

*Primary Examiner* — Raphael Barkai

(74) *Attorney, Agent, or Firm* — Morgan, Lewis & Bockius LLP

(57) **CLAIM**

We claim the ornamental design for a LED television receiver, as shown and described.

**DESCRIPTION**

FIG. 1 is a perspective view of a LED television receiver showing our new design:

FIG. 2 is a front elevation view thereof;

FIG. 3 is a rear elevation view thereof;

FIG. 4 is a left-side elevation view thereof;

FIG. 5 is a right-side elevation view thereof;

FIG. 6 is a top plan view thereof; and,

FIG. 7 is a bottom plan view thereof.

**1 Claim, 4 Drawing Sheets**




FIG. 1

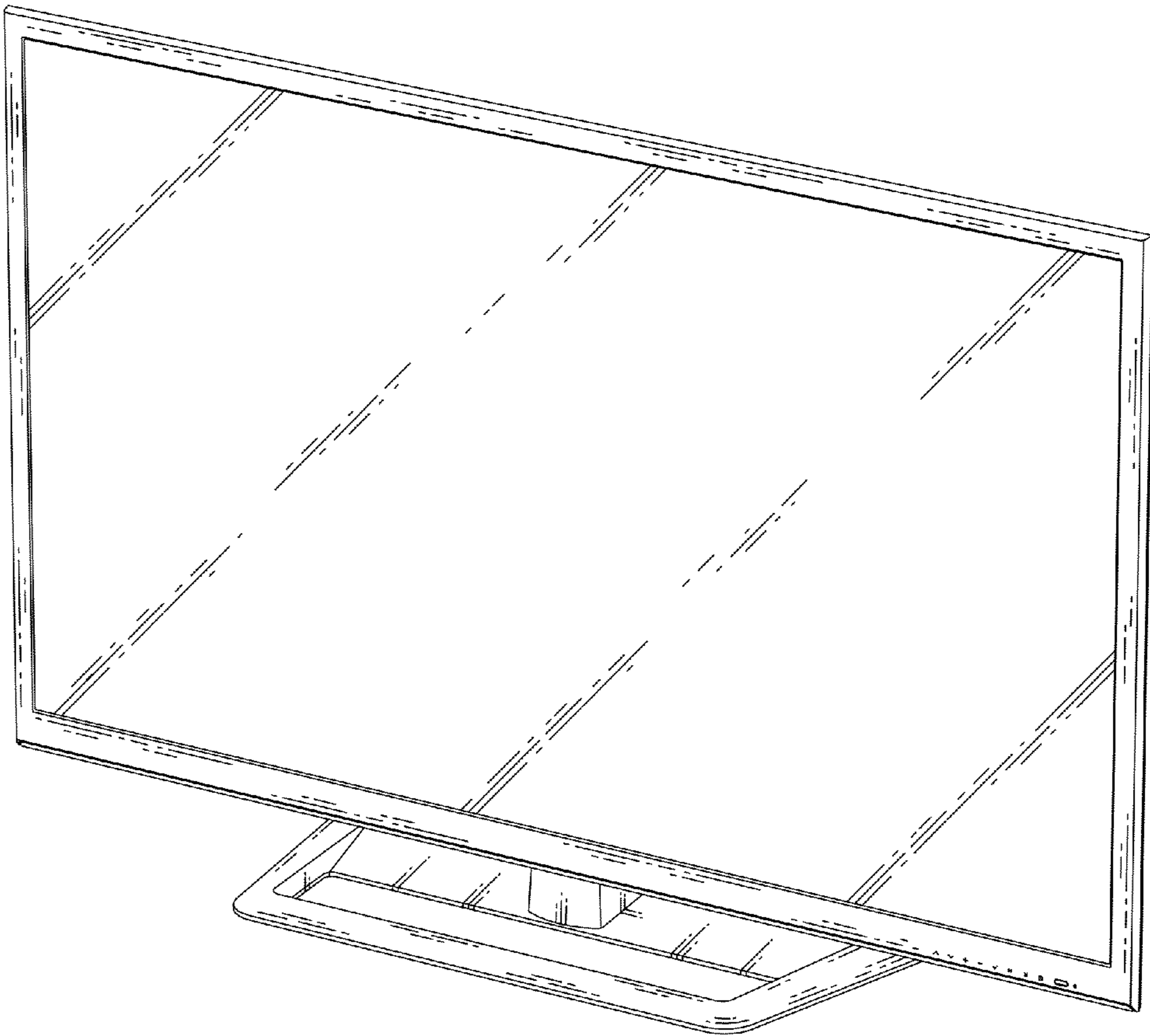


FIG. 2

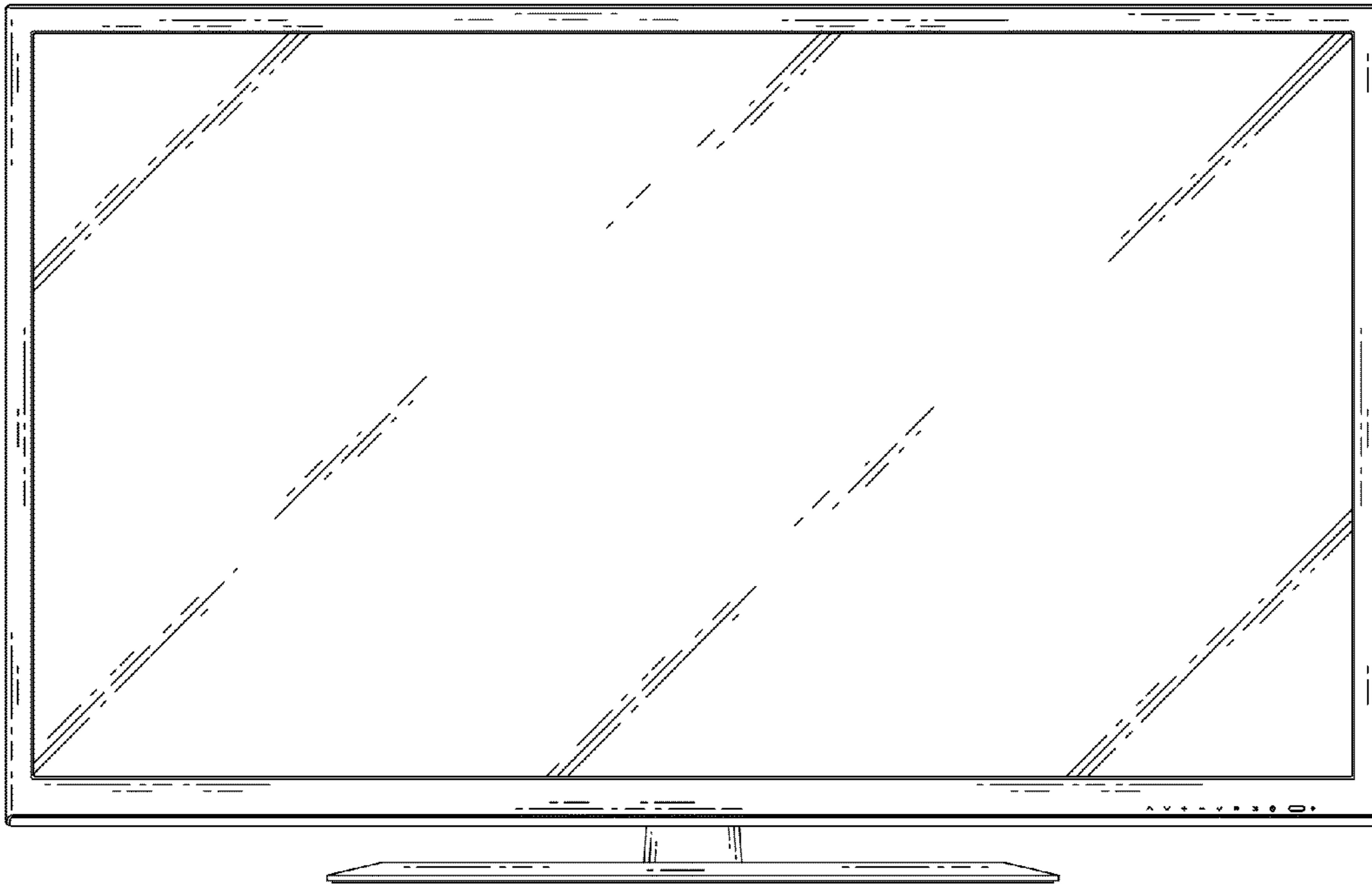


FIG. 3

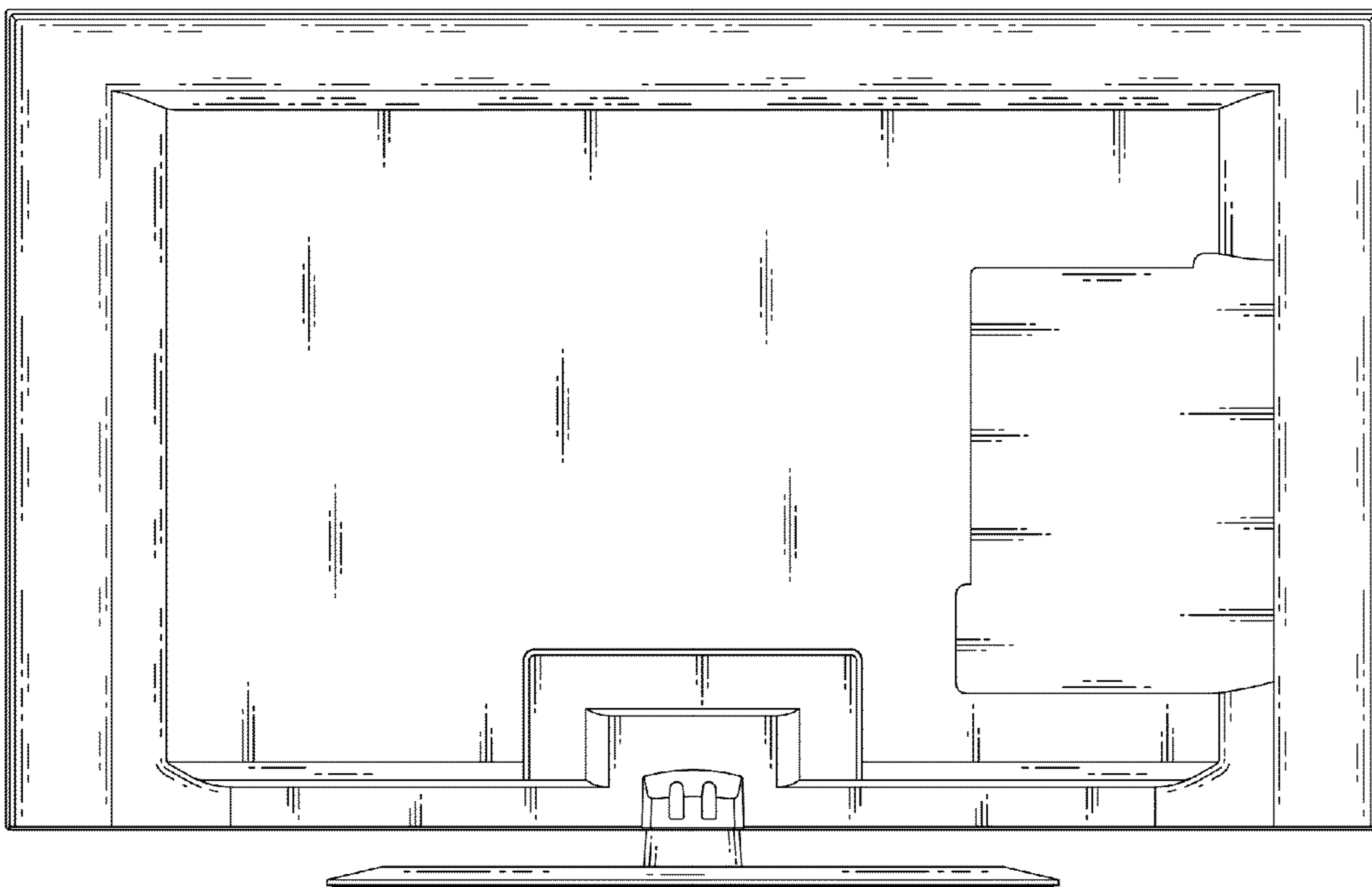


FIG.4

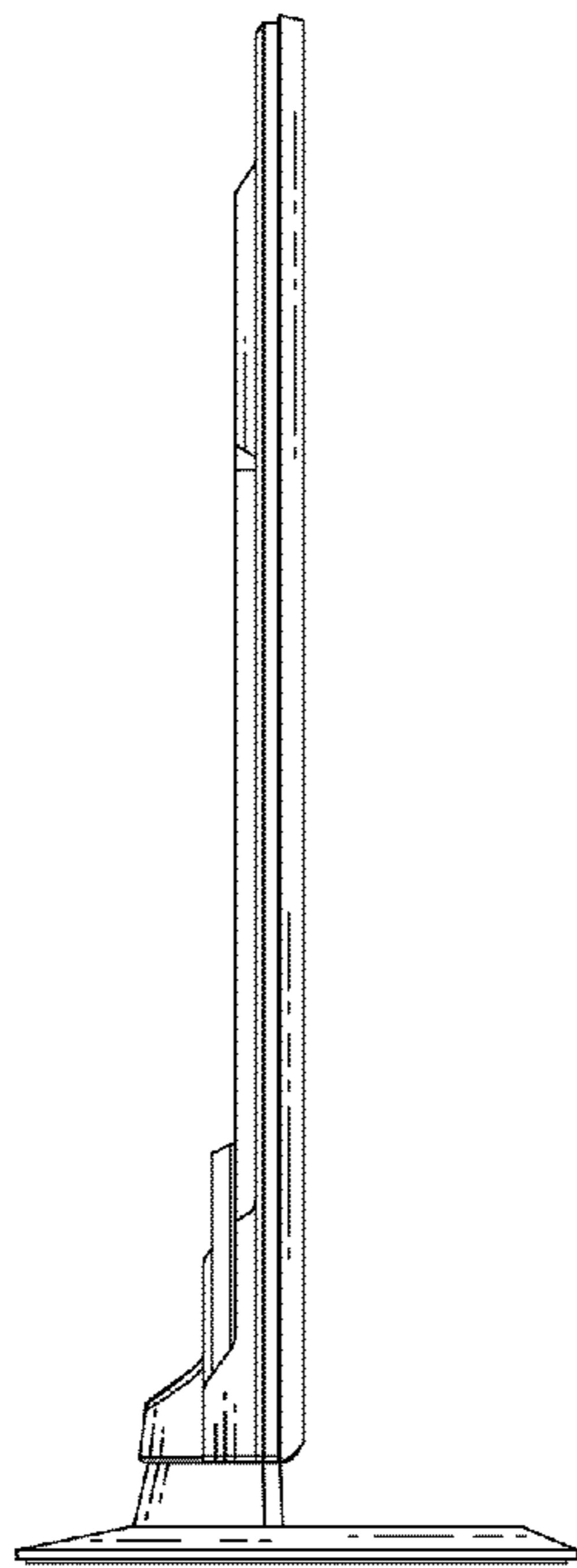


FIG.5

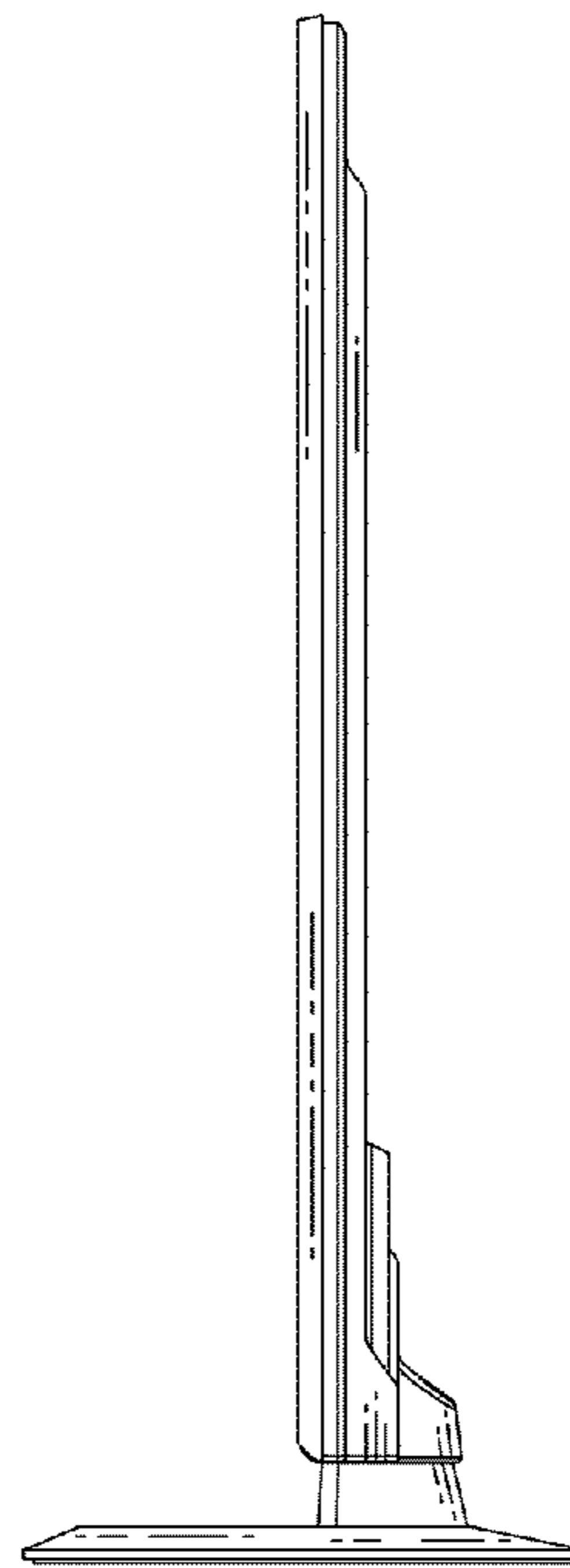


FIG.6

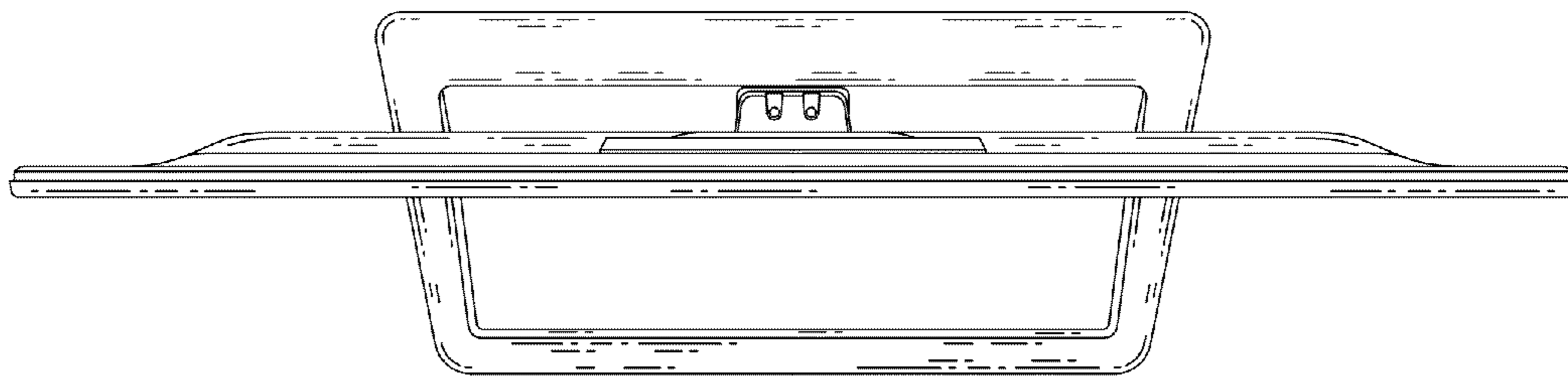


FIG.7

