



US00D670636S

(12) **United States Design Patent**
Juergens et al.

(10) **Patent No.:** **US D670,636 S**

(45) **Date of Patent:** **** Nov. 13, 2012**

(54) **WHEEL OR WHEEL COVER**

(75) Inventors: **Dirk Juergens**, Munich (DE); **Rainer Mueller**, Munich (DE)

(73) Assignee: **Bayerische Motoren Werke Aktiengesellschaft**, Munich (DE)

(**) Term: **14 Years**

(21) Appl. No.: **29/417,654**

(22) Filed: **Apr. 6, 2012**

(30) **Foreign Application Priority Data**

Oct. 7, 2011 (DE) 402011005029

(51) **LOC (9) Cl.** **12-16**

(52) **U.S. Cl.** **D12/211**

(58) **Field of Classification Search** D12/204-213;
301/37.101, 64.101, 65, 64.201

See application file for complete search history.

(56) **References Cited**

U.S. PATENT DOCUMENTS

D402,951 S	12/1998	Wechner	
D516,489 S *	3/2006	Alonso	D12/211
D522,954 S *	6/2006	Hueller	D12/211
D567,167 S	4/2008	Forster	
D568,800 S *	5/2008	Huet	D12/211
D578,053 S *	10/2008	Neeper	D12/211
D583,742 S *	12/2008	Juergens et al.	D12/211
D593,022 S	5/2009	Forster et al.	
D612,787 S	3/2010	Juergens et al.	
D620,870 S	8/2010	Powell	
D622,649 S *	8/2010	Weil	D12/209
D624,862 S *	10/2010	Zhao	D12/209

D635,499 S	4/2011	Nissl	
D638,768 S *	5/2011	Nissl	D12/211
D639,224 S *	6/2011	Szews	D12/211
D658,107 S	4/2012	Pollmann et al.	

FOREIGN PATENT DOCUMENTS

DE	M9704929.8	11/1997
EM	000735758-0006	7/2007
EM	000976881-0001	10/2008
EM	001598277-0001	1/2010
EM	001636978-0018	11/2010
EM	001754953-0004	1/2011
EM	001846346-0005	4/2011
EM	001908807-0006	8/2011

* cited by examiner

Primary Examiner — Stacia Cadmus

(74) *Attorney, Agent, or Firm* — Crowell & Moring LLP

(57) **CLAIM**

The ornamental design for a wheel or wheel cover, as shown and described.

DESCRIPTION

This application contains subject matter related to the following co-pending U.S. design patent application:

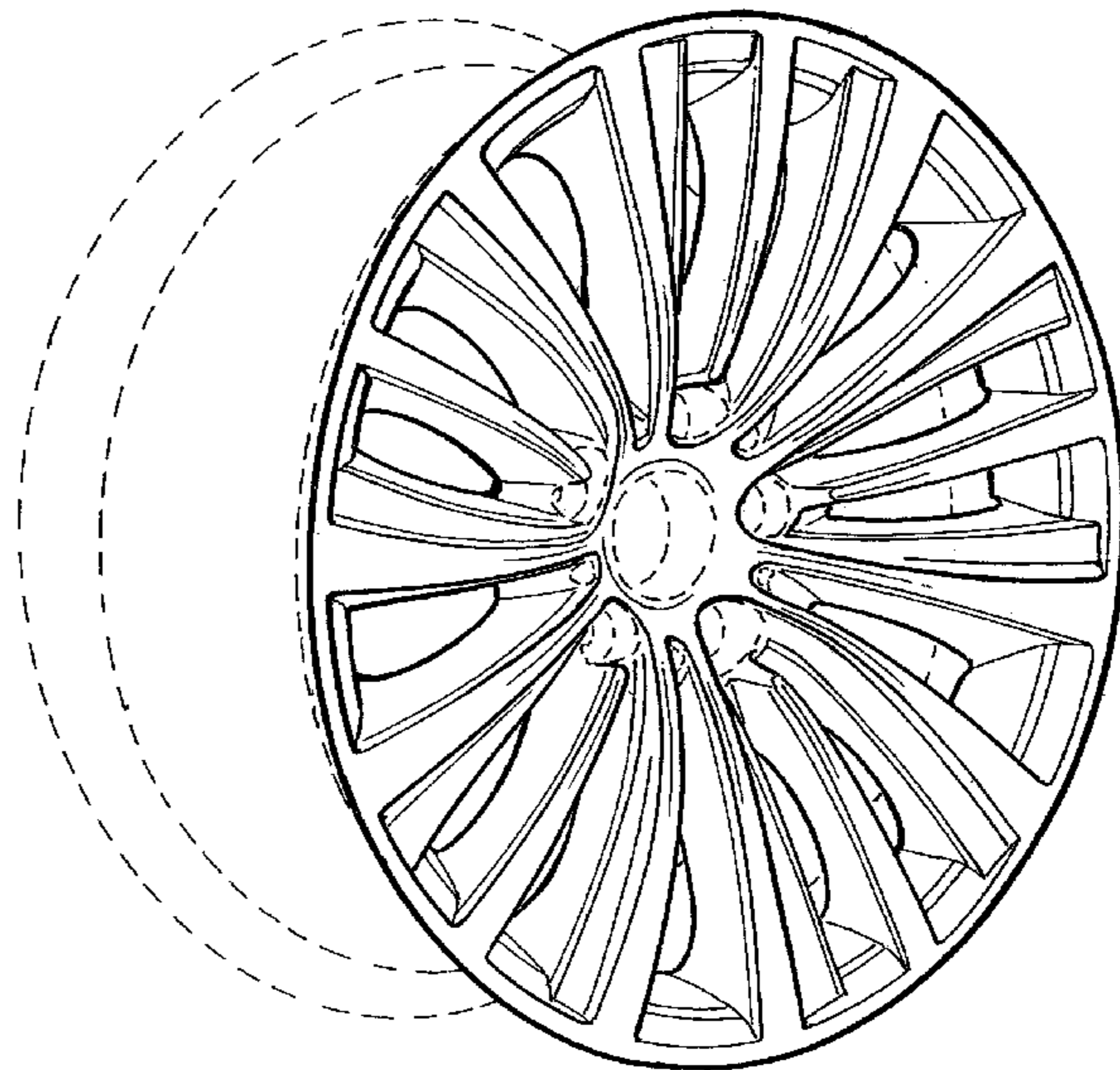

Application Ser. No. 29/390,770, filed Apr. 29, 2011 and entitled "Wheel or Wheel Cover."

FIG. 1 is a front view of a wheel or wheel cover according to our design; and,

FIG. 2 is a perspective view thereof.

The broken line showing of the rear of the wheel and the bolt holes and center opening in the central hub area is included for the purpose of illustrating environment and forms no part of the claimed design.

1 Claim, 1 Drawing Sheet



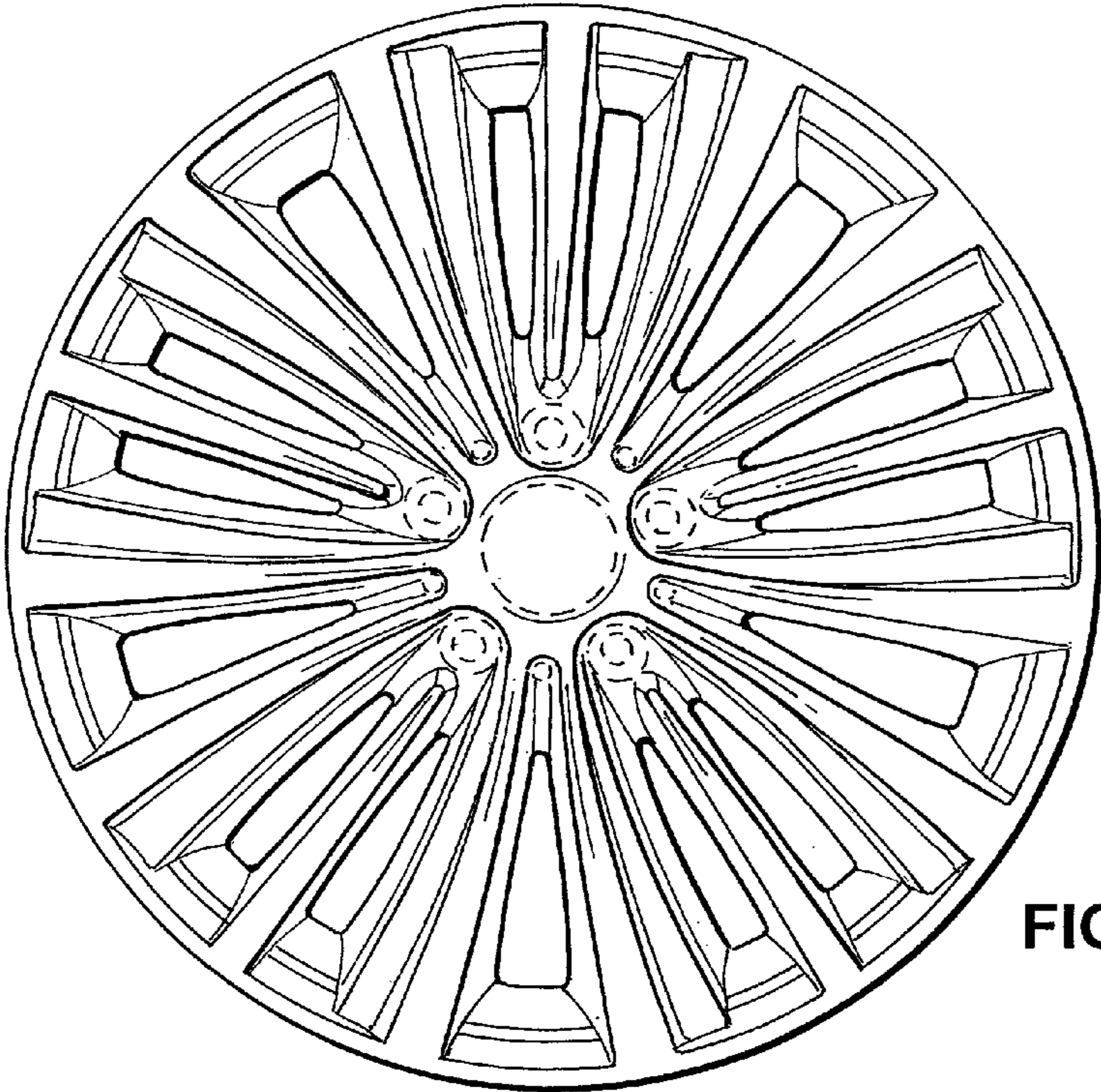


FIG. 1

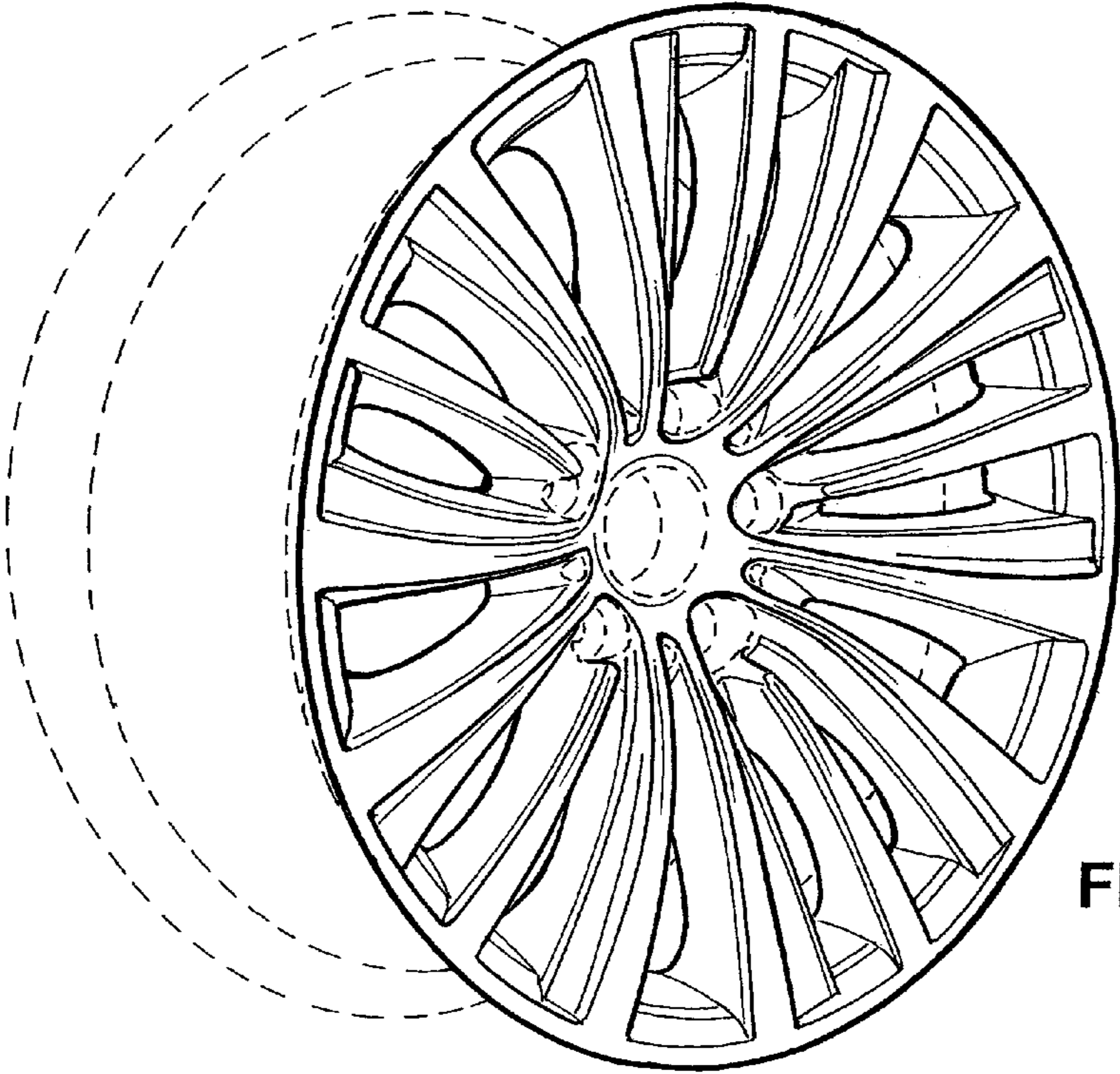


FIG. 2