



US00D670634S

(12) **United States Design Patent**
Lee

(10) **Patent No.:** **US D670,634 S**

(45) **Date of Patent:** **** Nov. 13, 2012**

(54) **VEHICLE WHEEL**

(75) Inventor: **Hwasup Lee**, Rochester Hills, MI (US)

(73) Assignee: **GM Global Technology Operations, Inc.**, Detroit, MI (US)

(**) Term: **14 Years**

(21) Appl. No.: **29/409,601**

(22) Filed: **Dec. 27, 2011**

(51) **LOC (9) Cl.** **12-16**

(52) **U.S. Cl.** **D12/211**

(58) **Field of Classification Search** D12/204-213;
301/37.101, 64.101, 65, 64.201

See application file for complete search history.

(56) **References Cited**

U.S. PATENT DOCUMENTS

D524,216 S *	7/2006	Scheu	D12/211
D550,140 S *	9/2007	Laengerer	D12/211
D562,207 S *	2/2008	Pfeiffer	D12/211
D563,304 S *	3/2008	Pfeiffer	D12/211
D573,081 S *	7/2008	Kim et al.	D12/211
D574,310 S *	8/2008	Huet	D12/209
D579,399 S *	10/2008	Schweizer	D12/211
D589,426 S *	3/2009	Yoon	D12/211

D615,018 S *	5/2010	Truebsbach	D12/211
D621,318 S *	8/2010	Elmitt	D12/209
D639,717 S *	6/2011	Chung	D12/211
D644,155 S *	8/2011	Truebsbach	D12/209

* cited by examiner

Primary Examiner — Stacia Cadmus

(74) *Attorney, Agent, or Firm* — Parks IP Law LLC; Mickki D. Murray

(57) **CLAIM**

The ornamental design for a vehicle wheel, as shown and described.

DESCRIPTION


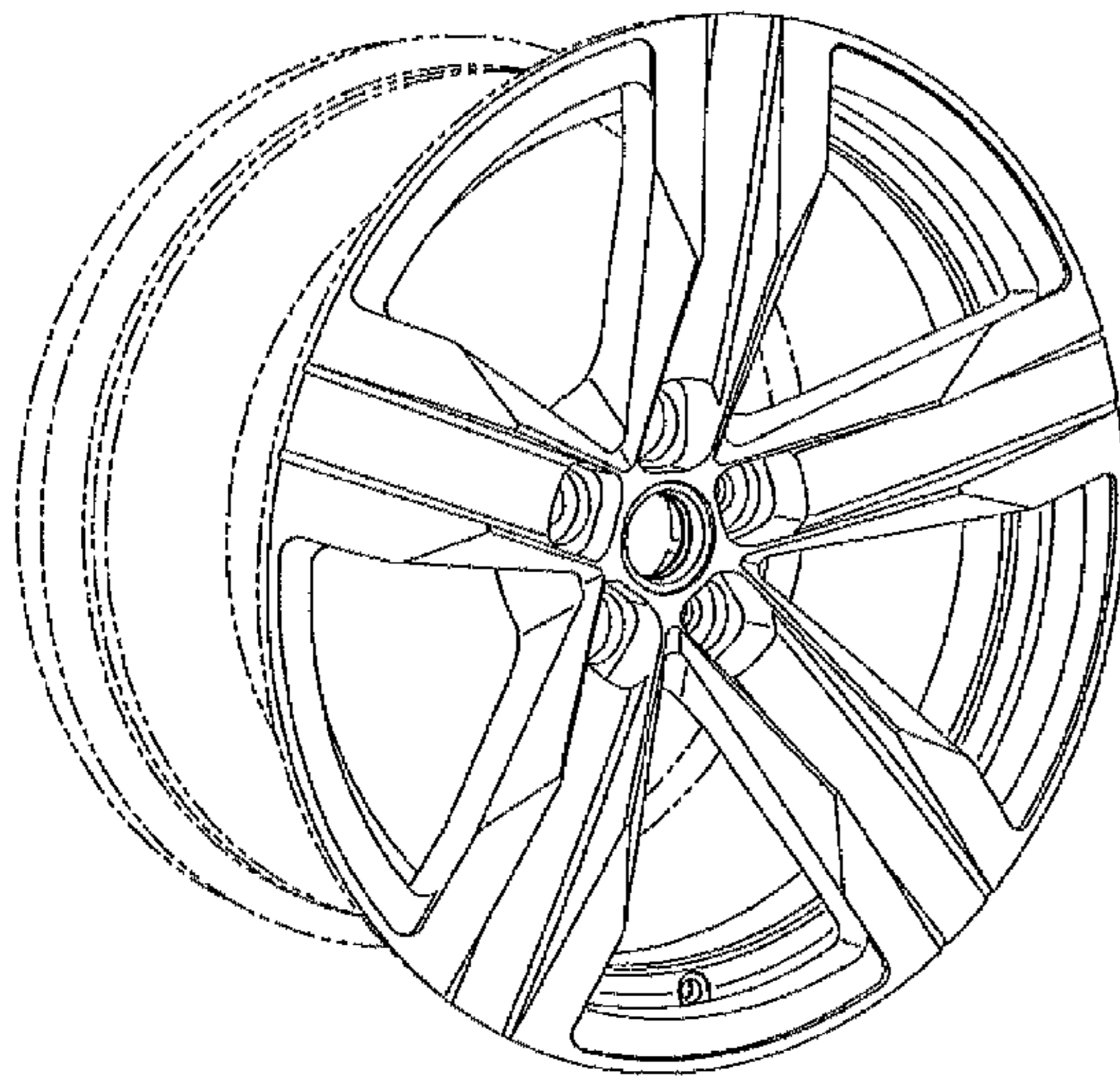
FIG. 1 is perspective of a vehicle wheel showing the new design;

FIG. 2 is a front view, thereof;

FIG. 3 is a lateral view, representing each of a left side view, a right side view, a top view, and a bottom view, thereof; and, FIG. 4 is a rear view, thereof.

The broken line showing of the side and rear portions of the wheel is included for the purpose of illustrating environment and forms no part of the claimed design.

1 Claim, 2 Drawing Sheets



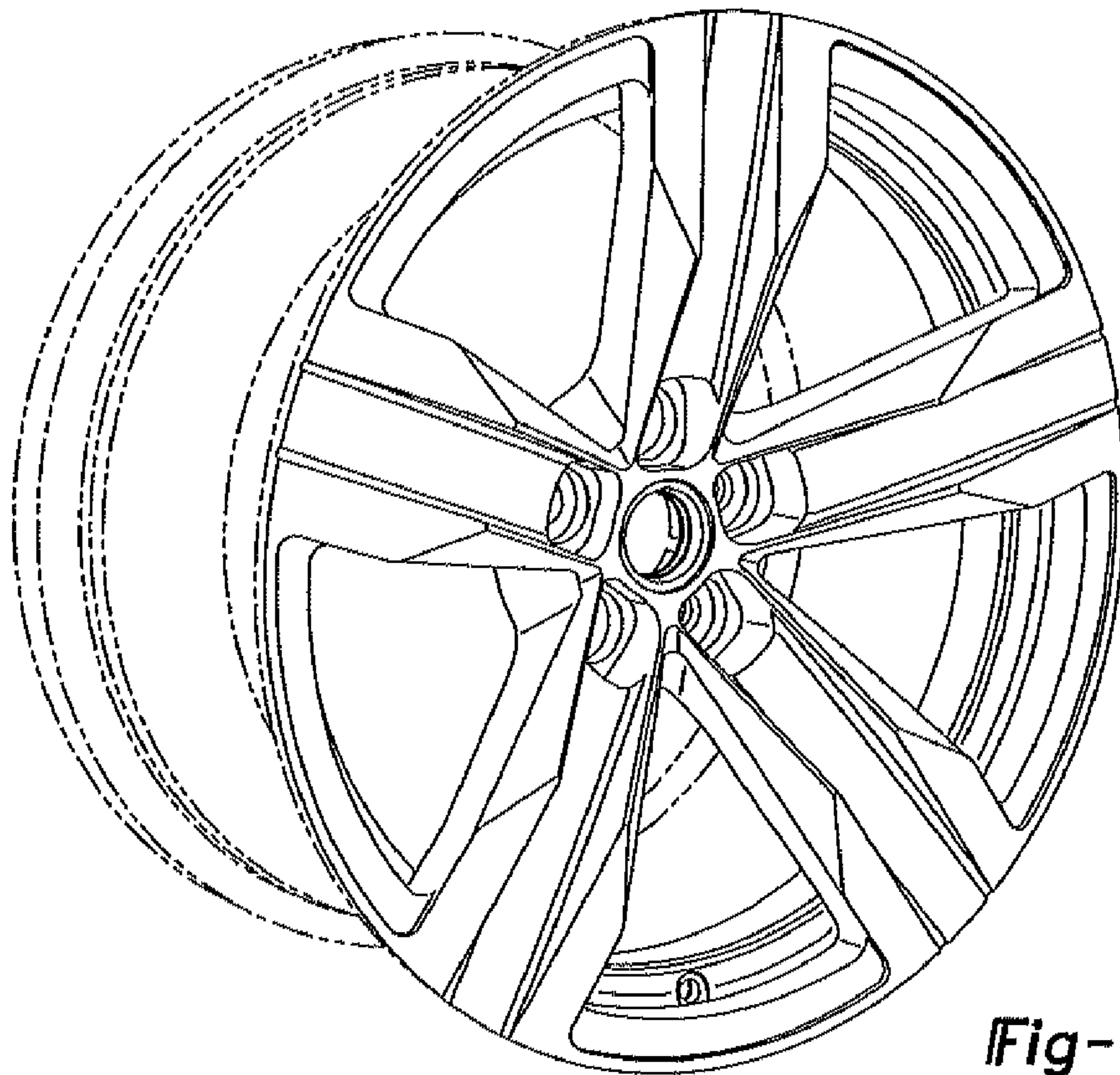


Fig-1

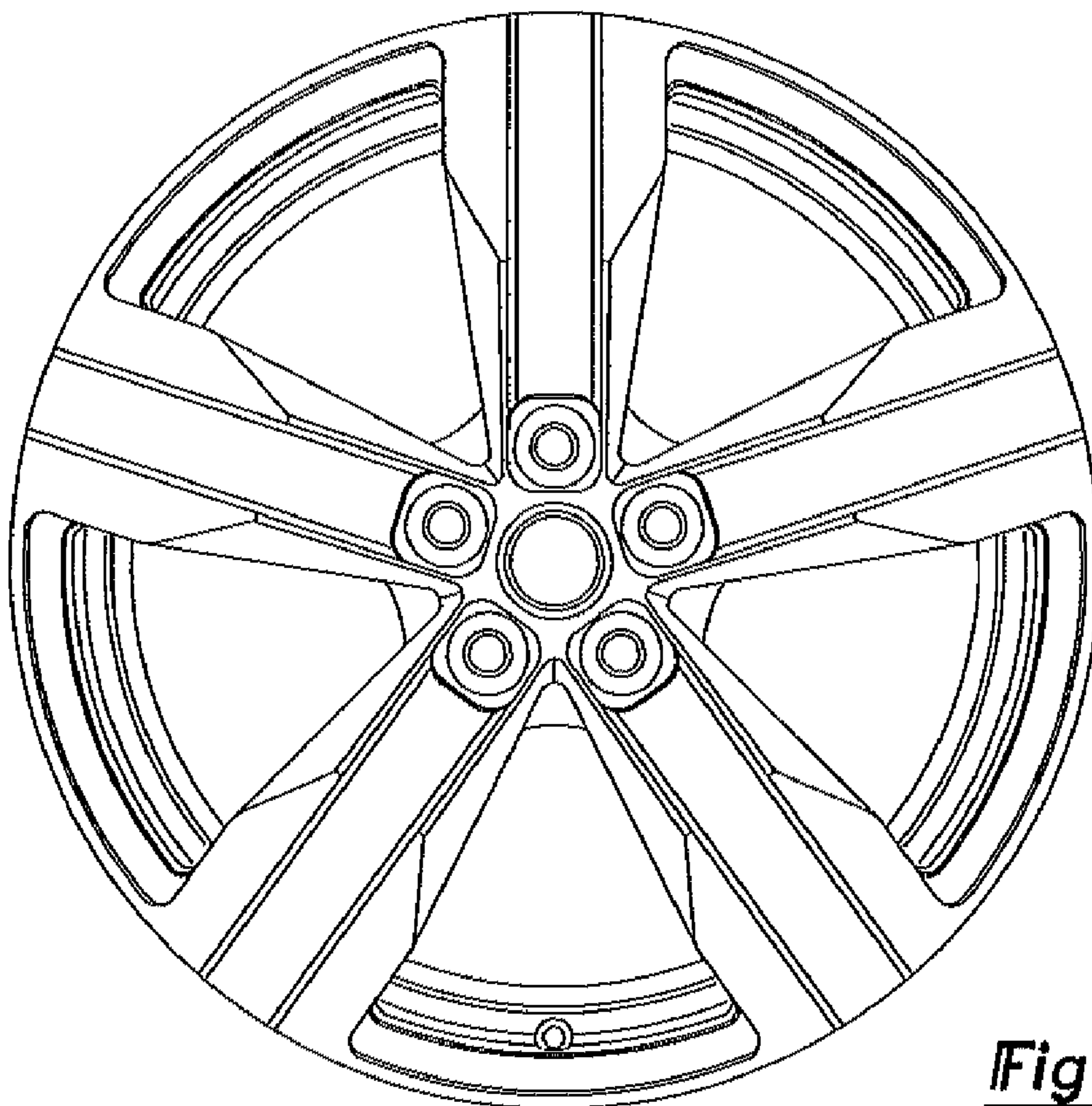


Fig-2




Fig-3

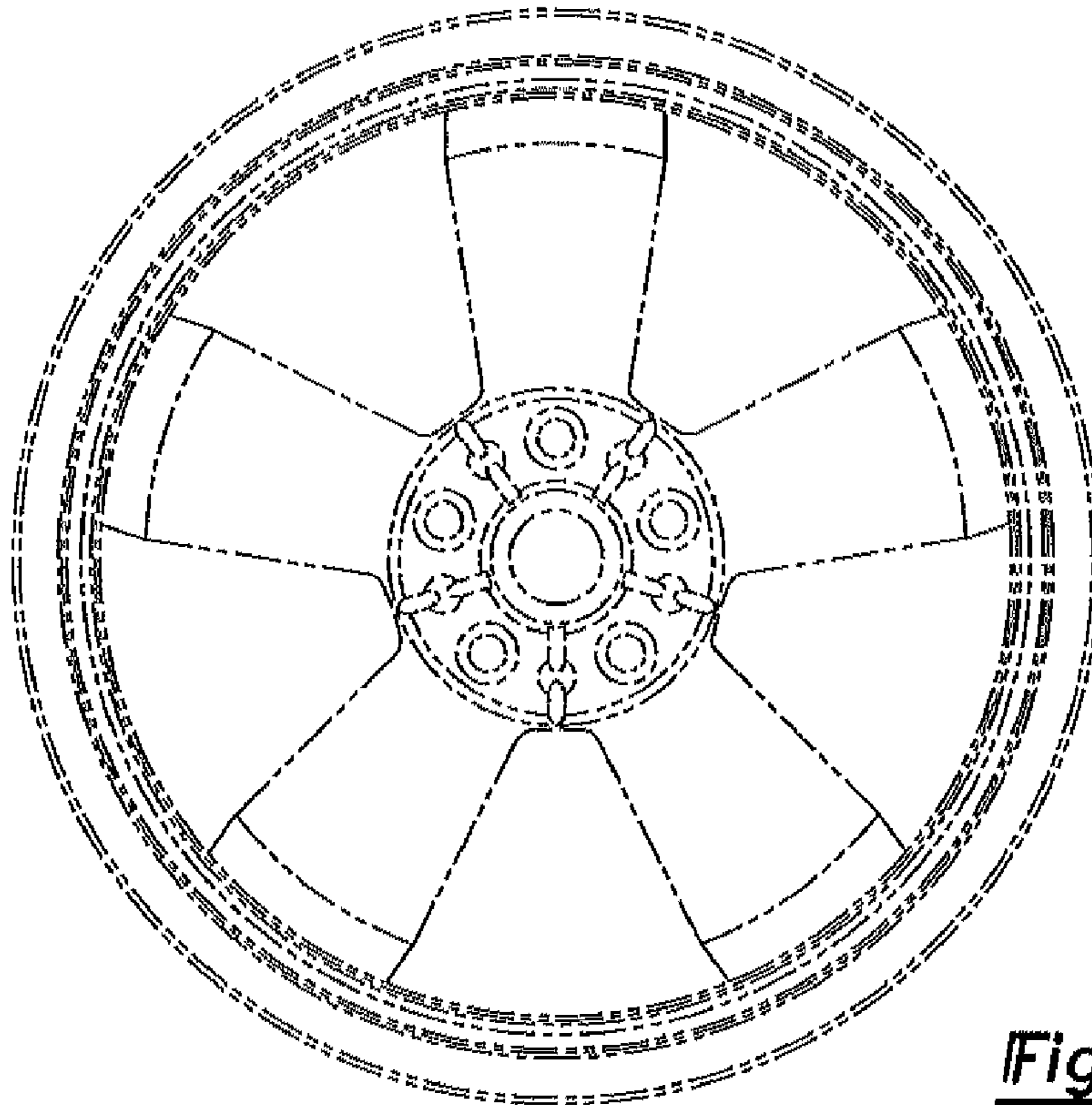


Fig-4