



US00D670633S

(12) **United States Design Patent**  
**Kato et al.**

(10) **Patent No.:** **US D670,633 S**

(45) **Date of Patent:** **\*\* \*Nov. 13, 2012**

(54) **WHEEL**

(76) Inventors: **Joey K. Kato**, Corona, CA (US); **Frank J. Hodges**, Corona, CA (US)

(\*) Notice: This patent is subject to a terminal disclaimer.

(\*\*) Term: **14 Years**

(21) Appl. No.: **29/409,542**

(22) Filed: **Dec. 23, 2011**

(51) **LOC (9) Cl.** ..... **12-16**

(52) **U.S. Cl.** ..... **D12/211**

(58) **Field of Classification Search** ..... D12/204-213;  
301/37.101, 64.101, 65, 64.201  
See application file for complete search history.

D466,467 S	12/2002	Hodges	
D466,885 S	12/2002	MacFarlane et al.	
D544,823 S *	6/2007	Hieke	D12/211
D553,550 S *	10/2007	Tirado	D12/211
D582,330 S *	12/2008	Hieke	D12/209
D603,779 S *	11/2009	Futschik et al.	D12/211
D614,108 S *	4/2010	Varga	D12/211
D619,073 S *	7/2010	Groom	D12/211
D630,567 S *	1/2011	Ettensberger	D12/211
D635,906 S *	4/2011	Futschik et al.	D12/211
D649,922 S *	12/2011	Hans et al.	D12/211

\* cited by examiner

*Primary Examiner* — Stacia Cadmus

(74) *Attorney, Agent, or Firm* — Law Office of Eric B. Alspaugh

(57) **CLAIM**

The ornamental design for a wheel, as shown and described.

(56) **References Cited**


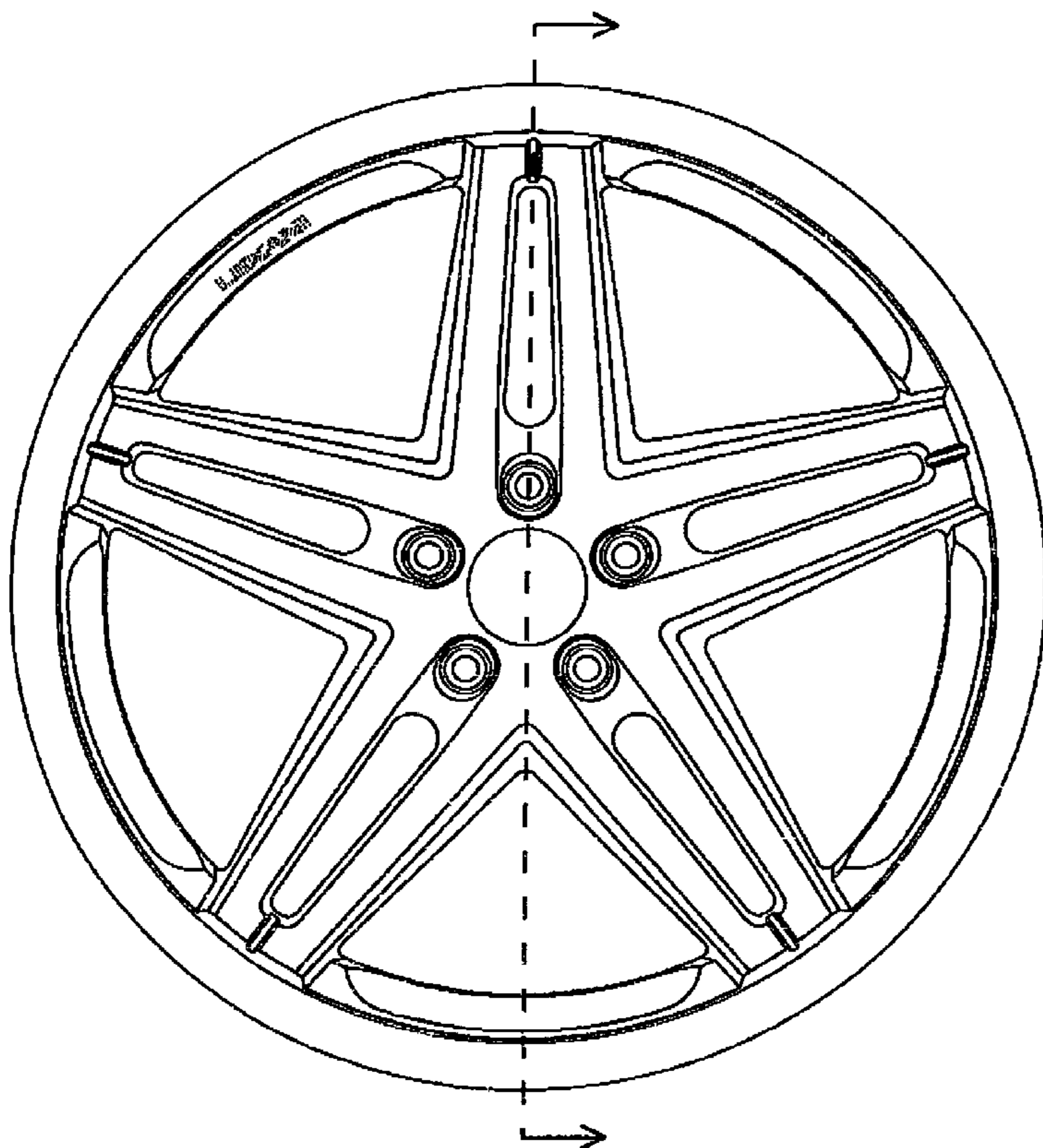
**U.S. PATENT DOCUMENTS**

D361,547 S *	8/1995	Weld	D12/211
D410,618 S *	6/1999	Hussaini et al.	D12/211
D461,439 S	8/2002	Hodges	
D466,463 S	12/2002	Hodges	
D466,464 S	12/2002	Hodges	

**DESCRIPTION**

FIG. 1 is a front view of a wheel, showing our new design; FIG. 2 is a section view taken along line 2-2 in FIG. 1; and, FIG. 3 is a rear view thereof.

**1 Claim, 3 Drawing Sheets**



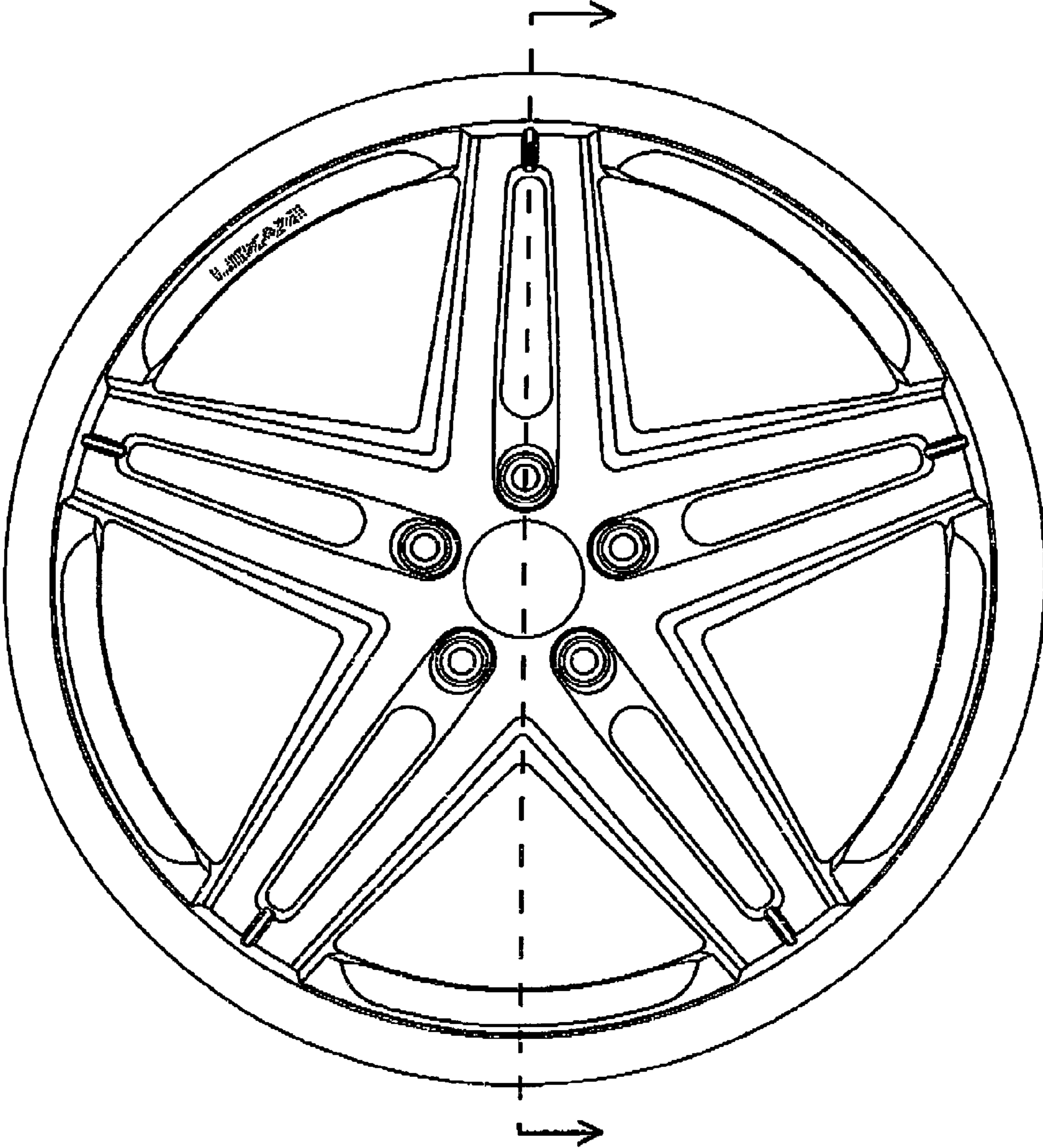


FIG. 1




FIG. 2

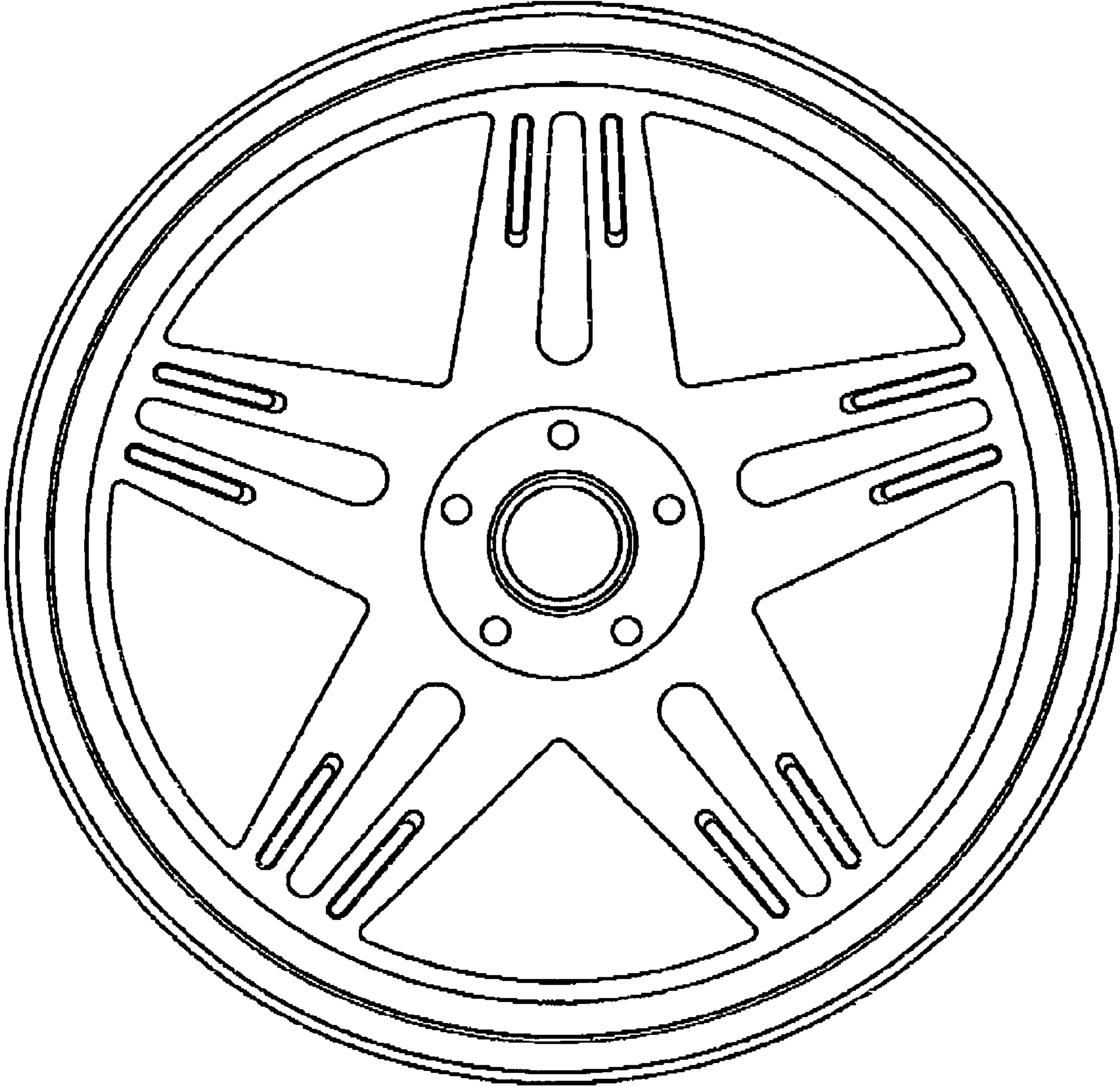


FIG. 3