



US00D670622S

(12) **United States Design Patent**
Frei et al.

(10) **Patent No.:** **US D670,622 S**
(45) **Date of Patent:** **** Nov. 13, 2012**

(54) **FRONT PORTION OF A VEHICLE, TOY,
AND/OR REPLICAS THEREOF**

(75) Inventors: **Michael Frei**, Stuttgart (DE); **Klaus Frenzel**, Stuttgart (DE); **Gorden Wagener**, Stuttgart (DE)

(73) Assignee: **Daimler AG**, Stuttgart (DE)

(**) Term: **14 Years**

(21) Appl. No.: **29/400,371**

(22) Filed: **Aug. 26, 2011**

(30) **Foreign Application Priority Data**

Feb. 28, 2011 (EM) 001827908-0001

(51) **LOC (9) Cl.** **12-16**

(52) **U.S. Cl.** **D12/164**

(58) **Field of Classification Search** D12/86,
D12/90-92, 88, 164; D21/424, 433, 434;
296/181.1, 181.5

See application file for complete search history.

(56) **References Cited**

U.S. PATENT DOCUMENTS

D528,469 S * 9/2006 Yakushi et al. D12/90
D549,134 S 8/2007 Sinkwitz
D559,734 S * 1/2008 Sinkwitz D12/90
D563,296 S 3/2008 Sinkwitz

D585,340 S 1/2009 Sinkwitz
D607,778 S * 1/2010 Ramaciotti D12/90
D608,696 S * 1/2010 Bauer et al. D12/92
D619,046 S * 7/2010 Liu et al. D12/90
D629,725 S * 12/2010 Reichman et al. D12/164
D660,747 S * 5/2012 Koehl et al. D12/90

* cited by examiner

Primary Examiner — Melody N Brown

(74) *Attorney, Agent, or Firm* — Crowell & Moring LLP

(57) **CLAIM**

The ornamental design for a front portion of a vehicle, toy, and/or replicas thereof, as shown and described.


DESCRIPTION

This application contains subject matter related to the following co-pending U.S. design patent applications: application Ser. No. 29/400,374, filed herewith and entitled “Front Portion of a Vehicle, Toy, and/or Replicas Thereof”; application Ser. No. 29/400,382, filed herewith and entitled “Radiator Grill for a Vehicle”; and application Ser. No. 29/400,392, filed herewith and entitled “Radiator Grill for a Vehicle”.

FIG. 1 is a right, perspective view of a front portion of a vehicle, toy, and/or replicas thereof according to our design, the left, perspective view being mirror symmetrical; and, FIG. 2 is a front view thereof.

The broken lines are for illustrative purposes only and form no part of the claimed design.

1 Claim, 2 Drawing Sheets



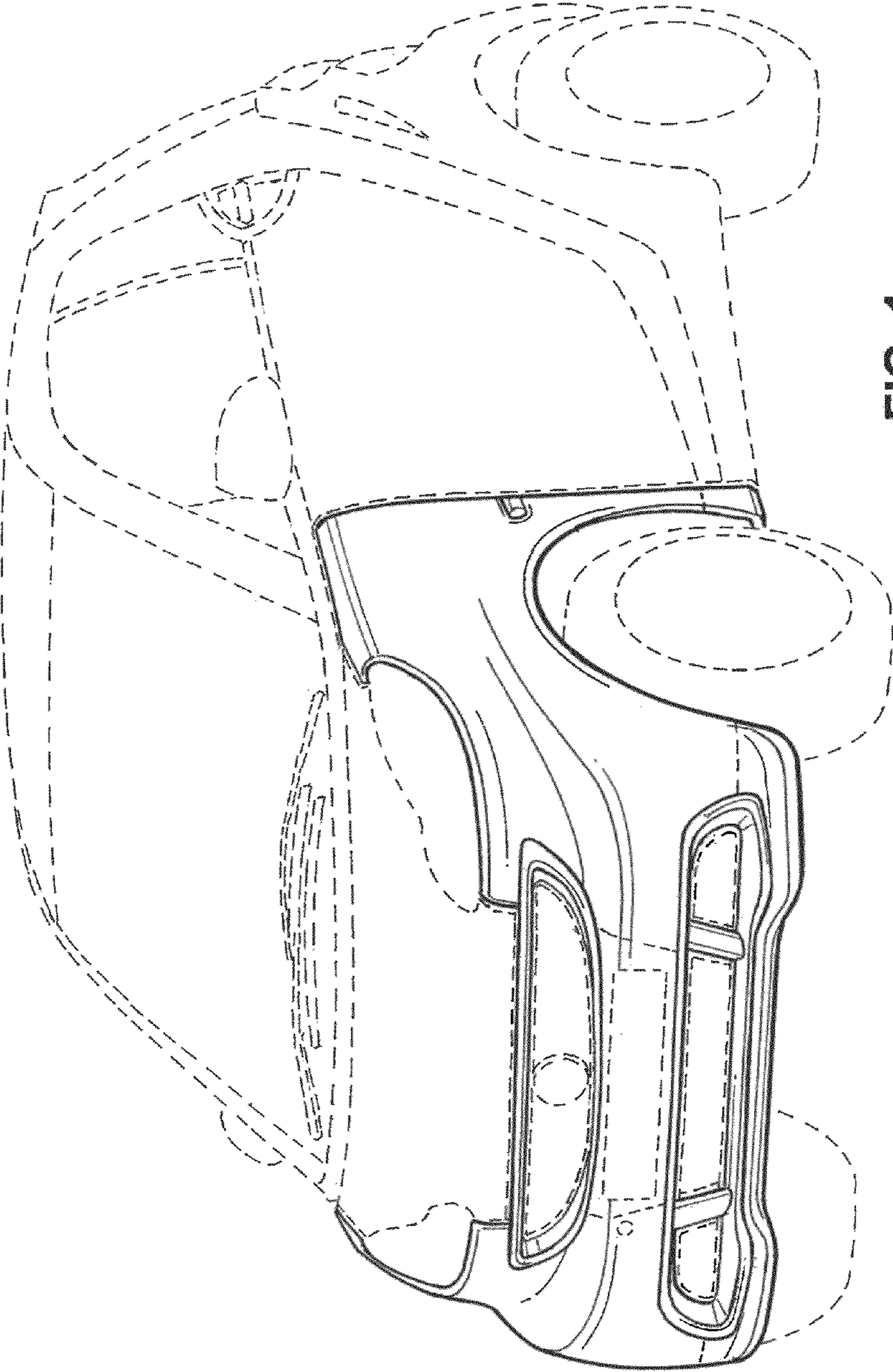


FIG. 1




FIG. 2