



US00D670619S

(12) **United States Design Patent**
Frei et al.

(10) **Patent No.:** **US D670,619 S**
(45) **Date of Patent:** **** Nov. 13, 2012**

(54) **RADIATOR GRILL FOR A VEHICLE**

(75) Inventors: **Michael Frei**, Stuttgart (DE); **Klaus Frenzel**, Stuttgart (DE); **Gorden Wagener**, Stuttgart (DE)

(73) Assignee: **Daimler AG**, Stuttgart (DE)

(**) Term: **14 Years**

(21) Appl. No.: **29/400,382**

(22) Filed: **Aug. 26, 2011**

(30) **Foreign Application Priority Data**

Feb. 28, 2011 (WO) DM/075 522

(51) **LOC (9) Cl.** **12-16**

(52) **U.S. Cl.** **D12/163**

(58) **Field of Classification Search** D12/163,
D12/196, 171, 169, 216, 90-92, 86; 180/68.1,
180/68.6; 296/193.11

See application file for complete search history.

(56) **References Cited**

U.S. PATENT DOCUMENTS

D549,134 S	8/2007	Sinkwitz	
D585,340 S	1/2009	Sinkwitz	
D589,853 S *	4/2009	Saridakis et al.	D12/163
D607,785 S *	1/2010	Walter et al.	D12/163
D614,544 S *	4/2010	Ectors et al.	D12/163
D624,469 S *	9/2010	Miyazawa	D12/163

D626,897 S *	11/2010	Ectors et al.	D12/163
D634,675 S *	3/2011	Lamm et al.	D12/163
D651,142 S *	12/2011	Fushimi	D12/163

* cited by examiner

Primary Examiner — Melody N Brown

(74) *Attorney, Agent, or Firm* — Crowell & Moring LLP

(57) **CLAIM**

The ornamental design for a radiator grill for a vehicle, as shown and described.

DESCRIPTION

This application contains subject matter related to the following co-pending U.S. design patent applications:

Application Ser. No. 29/400,371, filed herewith and entitled "Front Portion of a Vehicle, Toy, and/or Replicas Thereof".

Application Ser. No. 29/400,374, filed herewith and entitled "Front Portion of a Vehicle, Toy, and/or Replicas Thereof"; and

Application Ser. No. 29/400,392, filed herewith and entitled "Radiator Grill for a Vehicle".

FIG. 1 is a left, perspective view of a radiator grill for a vehicle according to our design, the right, perspective view being mirror symmetrical;

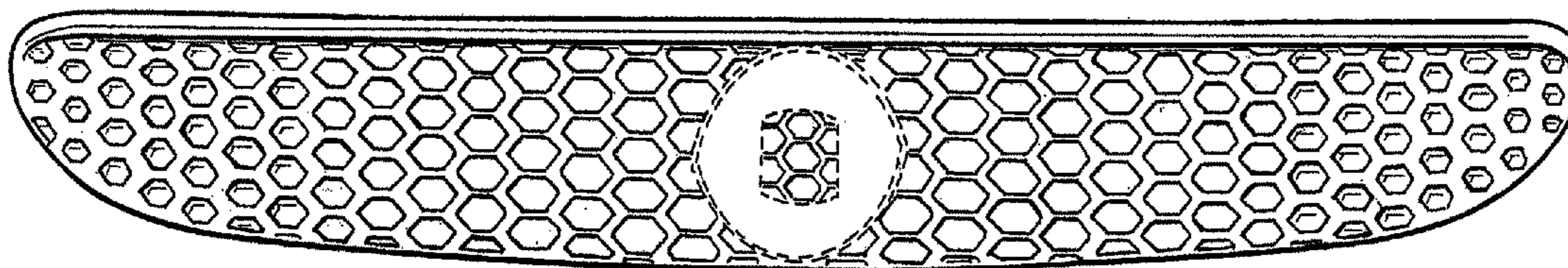
FIG. 2 is a right side view thereof, the left side view being mirror symmetrical;

FIG. 3 is a front view thereof; and,

FIG. 4 is a top view thereof.

The broken lines are for illustrative purposes only and form no part of the claimed design.

1 Claim, 2 Drawing Sheets






FIG. 1




FIG. 2




FIG. 3

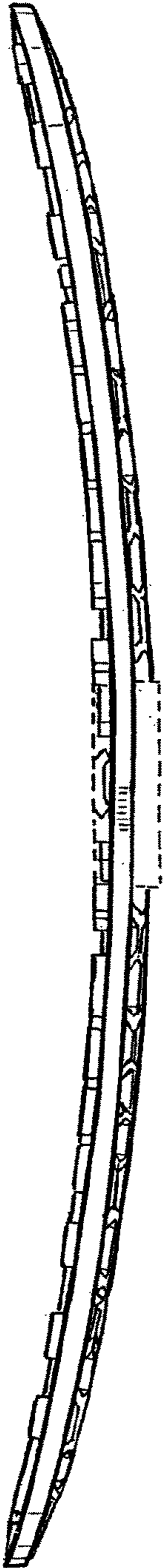


FIG. 4