



US00D670610S

(12) **United States Design Patent**  
**Riggs et al.**

(10) **Patent No.:** **US D670,610 S**

(45) **Date of Patent:** **\*\* Nov. 13, 2012**

(54) **REAR CAP OF A RECREATIONAL VEHICLE**

(56)

**References Cited**

(75) Inventors: **Robert B. Riggs**, Canton, MI (US);  
**Josiah J. LaColla**, Royal Oak, MI (US);  
**Eric J. Parkes**, Junction City, OR (US)

U.S. PATENT DOCUMENTS

D331,733	S	*	12/1992	Treadway	.....	D12/100
D337,552	S	*	7/1993	Shea, Sr.	.....	D12/100
D368,449	S	*	4/1996	Treadway et al.	.....	D12/100
D420,309	S	*	2/2000	Runfolo	.....	D12/100

(73) Assignee: **International Truck Intellectual Property Company, LLC**, Lisle, IL (US)

\* cited by examiner

*Primary Examiner* — Melody N Brown

(74) *Attorney, Agent, or Firm* — Jeffrey P. Calfa; Mark C. Bach; Gerald W. Askew

(\*\*) Term: **14 Years**

(57) **CLAIM**

(21) Appl. No.: **29/396,065**

The ornamental design for a rear cap of a recreational vehicle, as shown and described.

(22) Filed: **Jun. 24, 2011**

**DESCRIPTION**

(51) **LOC (9) Cl.** ..... **12-16**

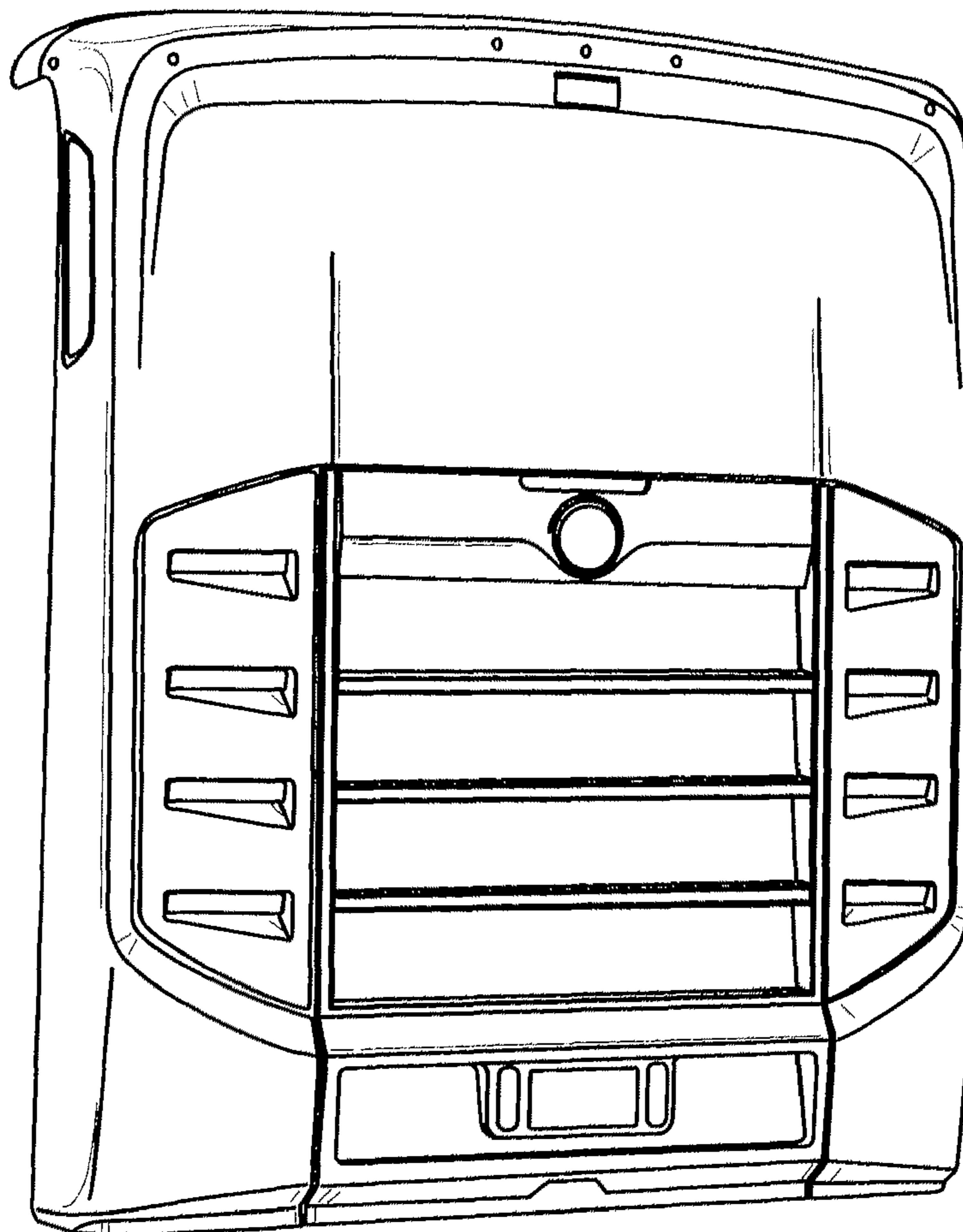
(52) **U.S. Cl.** ..... **D12/100**

(58) **Field of Classification Search** ..... D12/100,  
D12/196, 96, 97, 84; D21/425, 435; 280/63,  
280/205, 475, 482, 647, 433; 296/156, 164,  
296/166, 185, 100.01–100.08, 180.1, 180.2

FIG. 1 is a FRONT AND RIGHT SIDE PERSPECTIVE view of a rear cap of a recreational vehicle showing our new design; FIG. 2 is a TOP PLAN view thereof; FIG. 3 is a FRONT ELEVATION view thereof; FIG. 4 is a LEFT SIDE ELEVATION view thereof; and, FIG. 5 is a RIGHT SIDE ELEVATION view thereof.

See application file for complete search history.

**1 Claim, 3 Drawing Sheets**



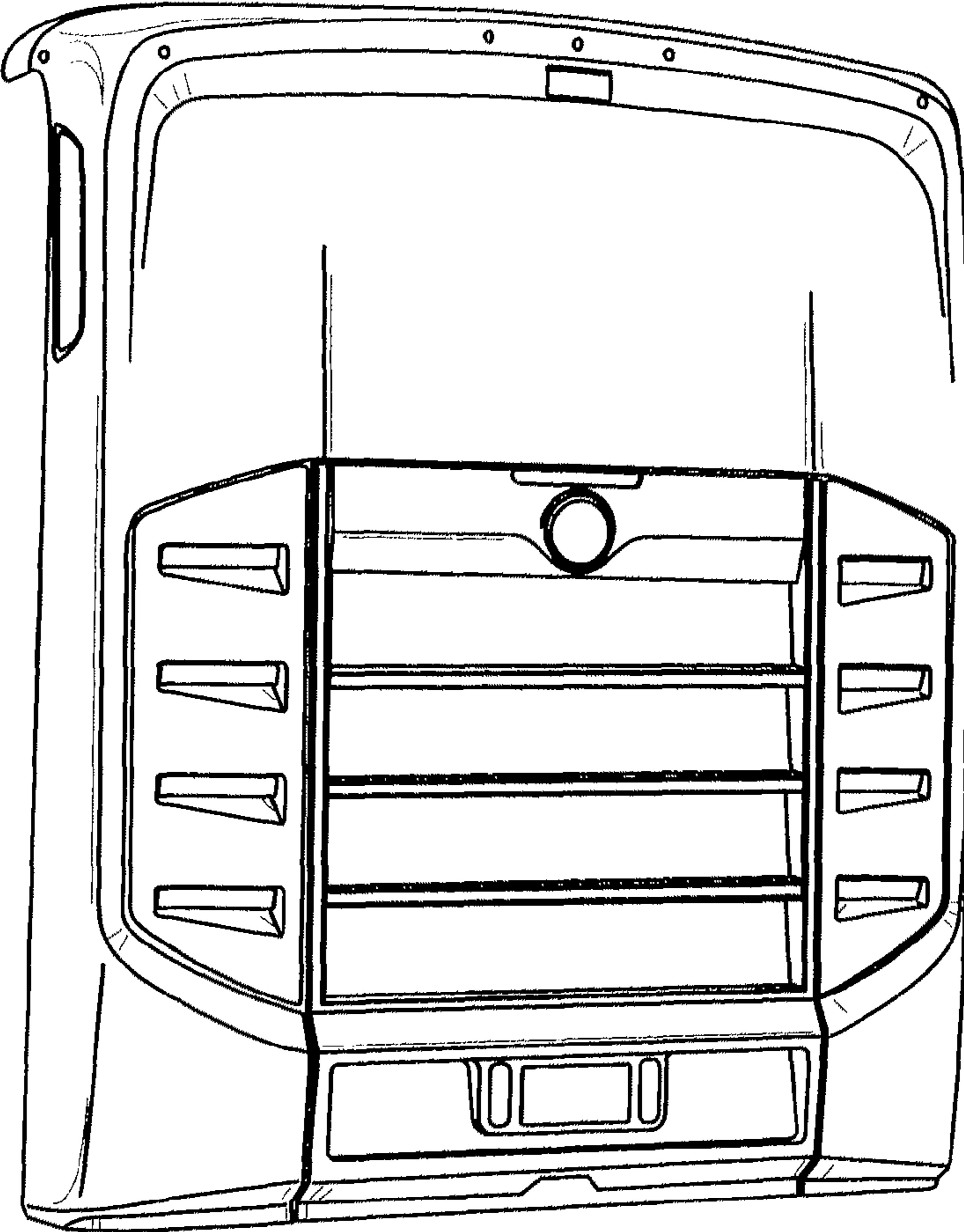
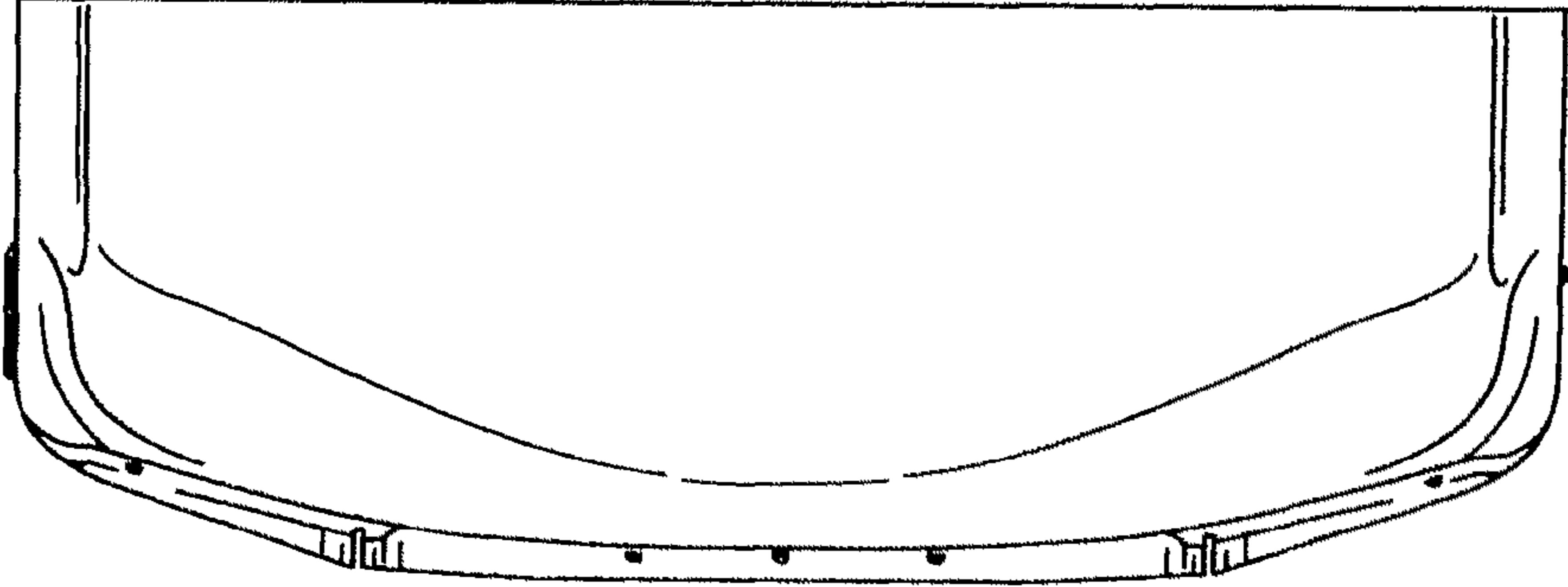


FIG. 1

FIG. 2



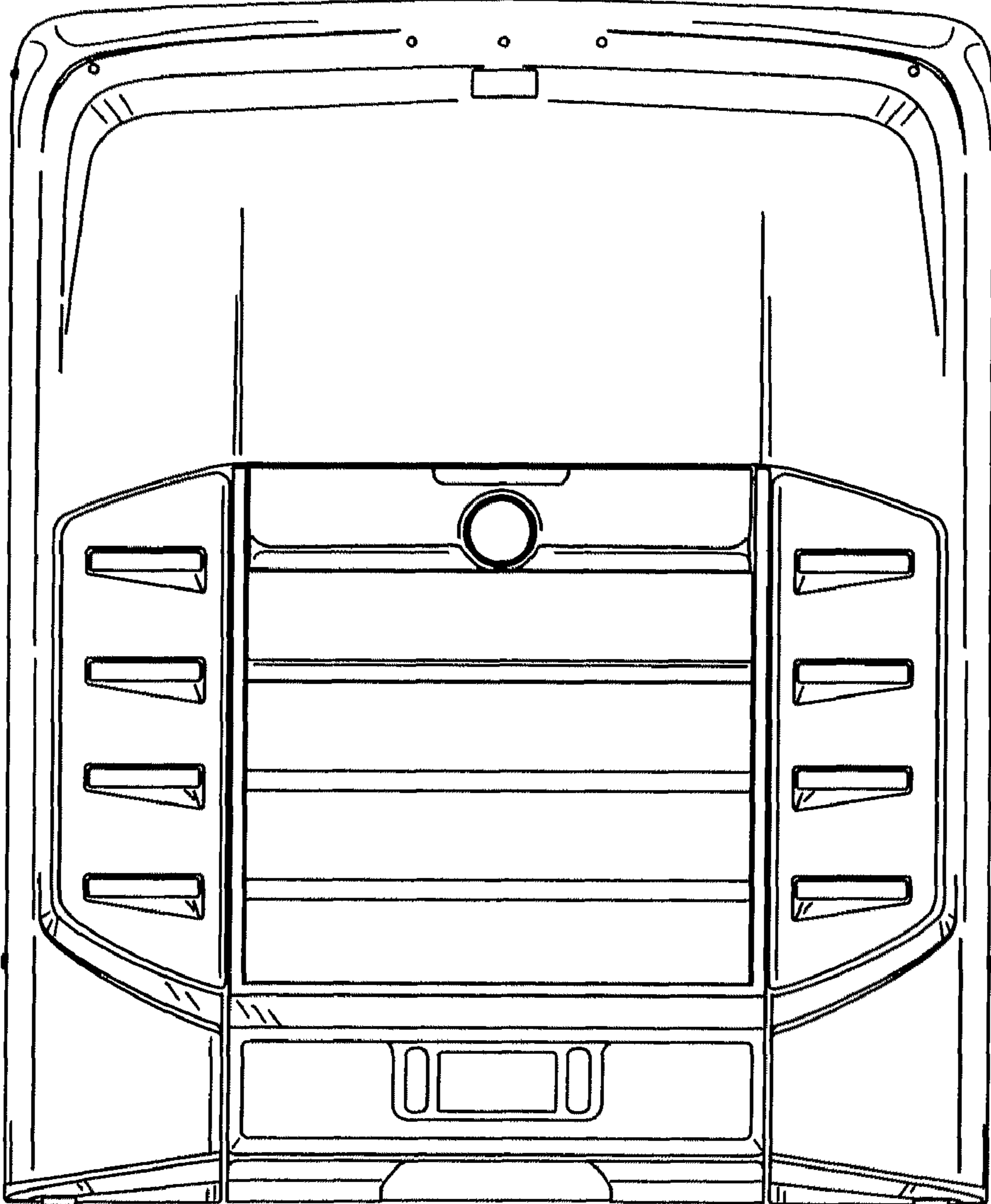


FIG. 3

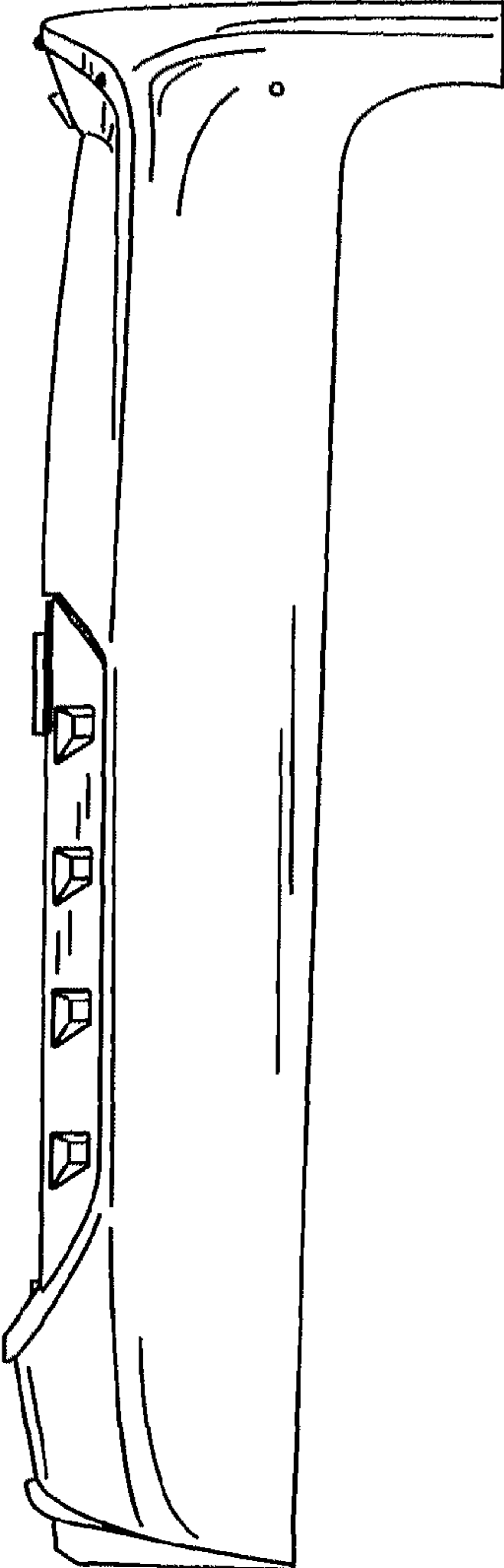


FIG. 4

FIG. 5

