



US00D670609S

(12) **United States Design Patent**
Riggs et al.

(10) **Patent No.:** **US D670,609 S**

(45) **Date of Patent:** **** Nov. 13, 2012**

(54) **FRONT CAP OF A RECREATIONAL VEHICLE**

(56) **References Cited**

(75) Inventors: **Robert B. Riggs**, Canton, MI (US);
David P. Owsen, Harper Woods, MI (US);
Eric J. Parkes, Junction City, OR (US)

U.S. PATENT DOCUMENTS

D338,642 S *	8/1993	Shea, Sr.	D12/100
D367,831 S *	3/1996	Shea, Sr.	D12/100
D384,915 S *	10/1997	Fahmian	D12/100
D388,745 S *	1/1998	Fahmian	D12/100
D502,892 S *	3/2005	Miernik	D12/100
D503,127 S *	3/2005	Miernik	D12/100
D503,128 S *	3/2005	Miernik	D12/100

(73) Assignee: **International Truck Intellectual Property Company, LLC**, Lisle, IL (US)

* cited by examiner

(**) Term: **14 Years**

Primary Examiner — Melody N Brown

(74) *Attorney, Agent, or Firm* — Jeffrey P. Calfa; Mark C. Bach; Gerald W. Askew

(21) Appl. No.: **29/396,062**

(57) **CLAIM**

The ornamental design for a front cap of a recreational vehicle, as shown and described.

(22) Filed: **Jun. 24, 2011**

DESCRIPTION

(51) **LOC (9) Cl.** **12-16**

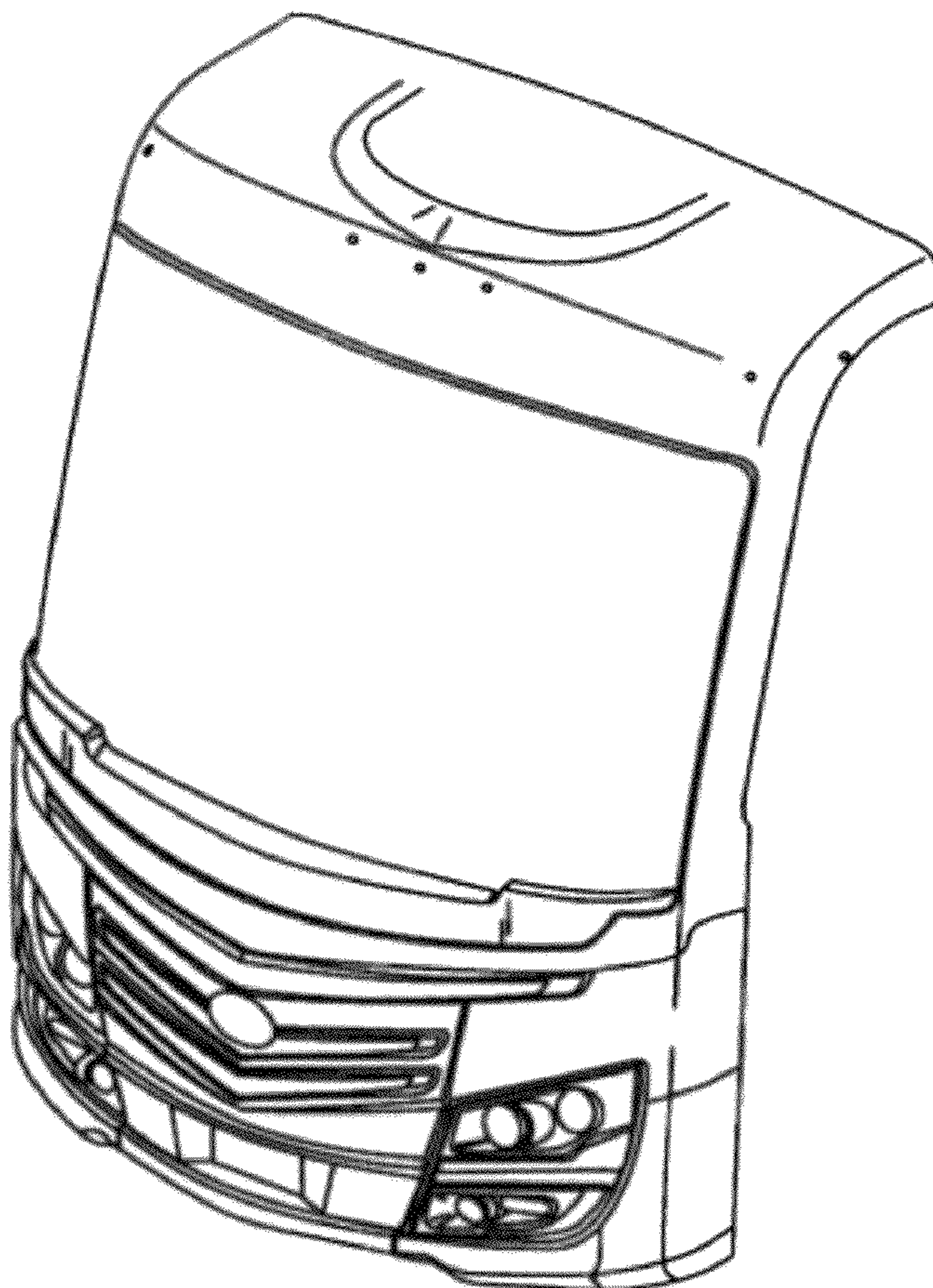
(52) **U.S. Cl.** **D12/100**

(58) **Field of Classification Search** D12/100,
D12/196, 96, 97, 84; D21/425, 435; 280/63,
280/205, 475, 482, 647, 433; 296/156, 164,
296/166, 185, 100.01–100.08, 180.1, 180.2

FIG. 1 is a front and left side perspective view of a front cap of a recreational vehicle showing our new design;
FIG. 2 is a top plan view thereof;
FIG. 3 is a front elevation view thereof;
FIG. 4 is a left side elevation view thereof; and,
FIG. 5 is a right side elevation view thereof.

See application file for complete search history.

1 Claim, 3 Drawing Sheets



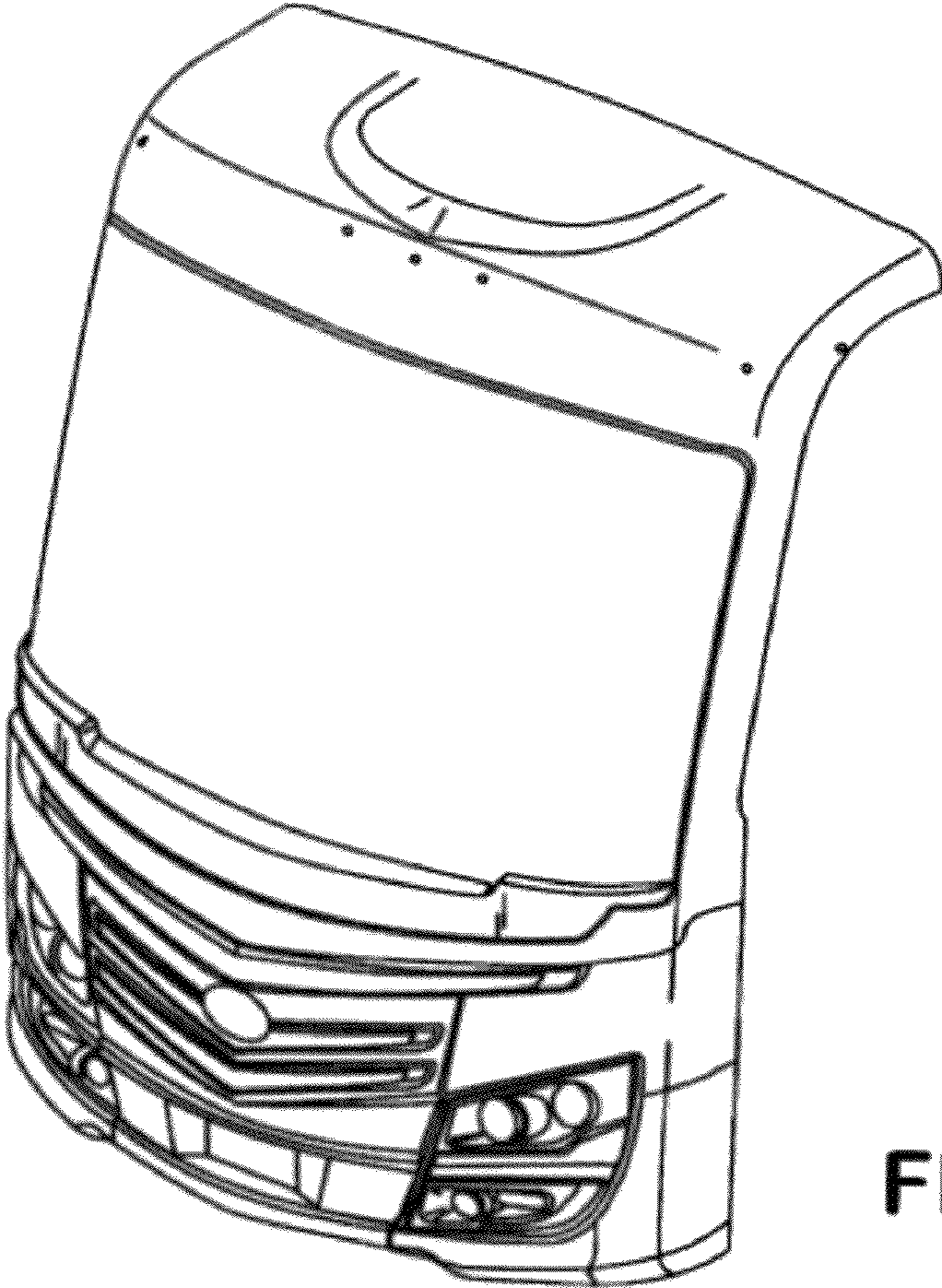
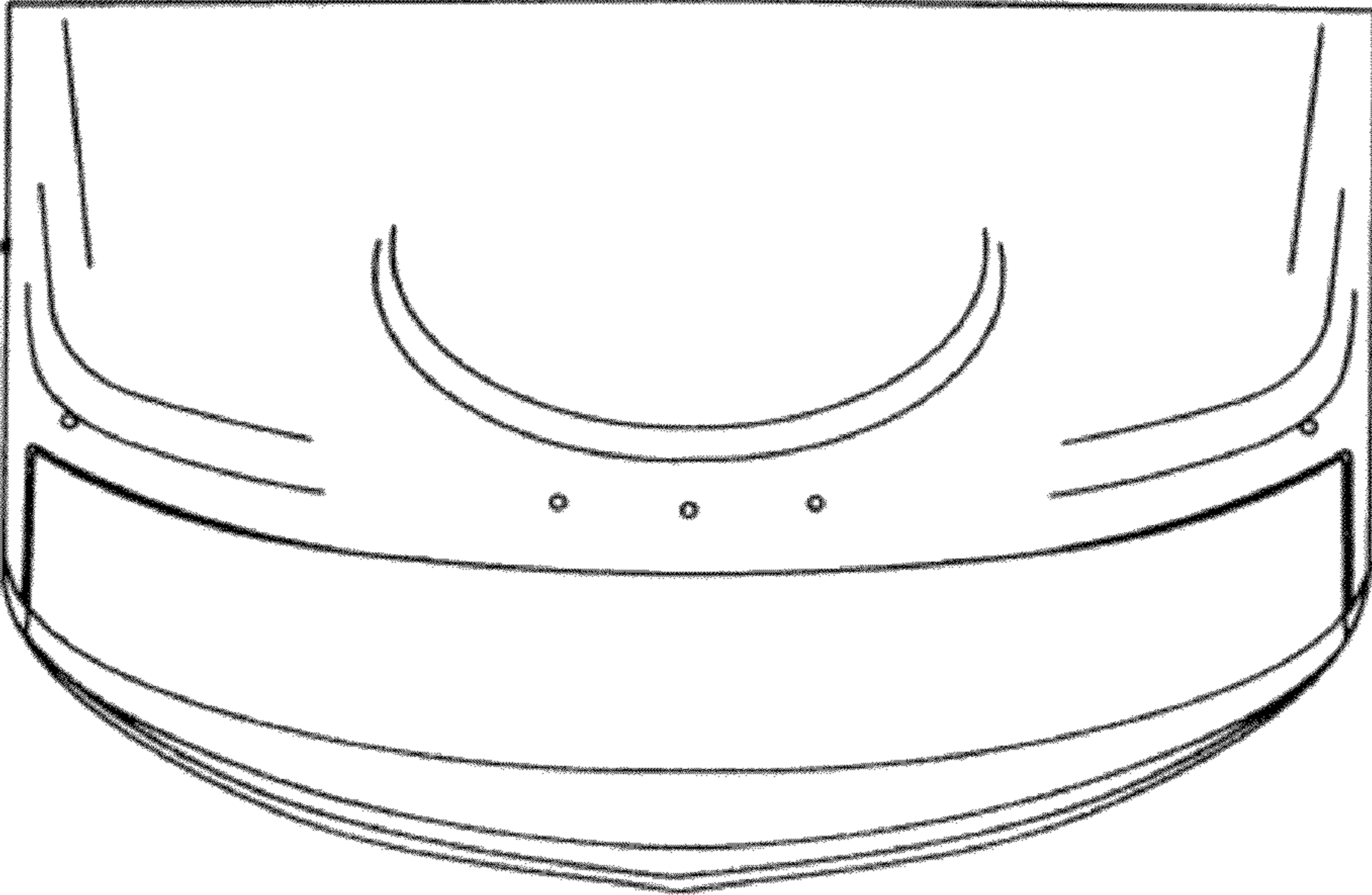


FIG. 1

FIG. 2






FIG. 3

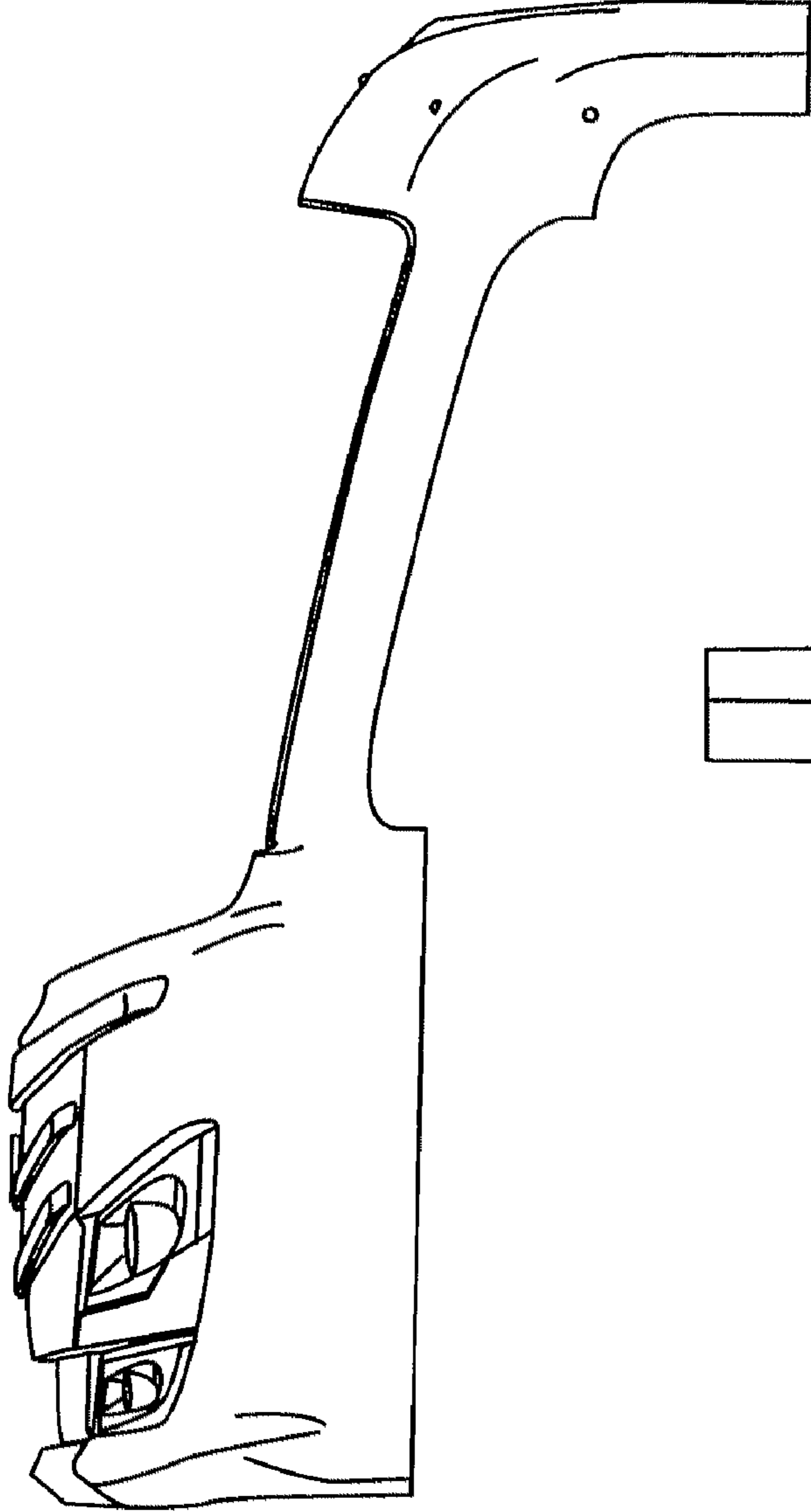


FIG. 4

FIG. 5

