



US00D670608S

(12) **United States Design Patent**  
**Riggs et al.**

(10) **Patent No.:** **US D670,608 S**  
(45) **Date of Patent:** **\*\* Nov. 13, 2012**

(54) **FRONT CAP OF A RECREATIONAL VEHICLE**

(75) Inventors: **Robert B. Riggs**, Canton, MI (US);  
**Josiah J. LaColla**, Royal Oak, MI (US);  
**Eric J. Parkes**, Junction City, OR (US)

(73) Assignee: **International Truck Intellectual Property Company, LLC**, Lisle, IL (US)

(\*\*) Term: **14 Years**

(21) Appl. No.: **29/396,043**

(22) Filed: **Jun. 24, 2011**

(51) **LOC (9) Cl.** ..... **12-16**

(52) **U.S. Cl.** ..... **D12/100**

(58) **Field of Classification Search** ..... D12/100,  
D12/196, 96, 97, 84; D21/425, 435; 280/63,  
280/205, 475, 482, 647, 433; 296/156, 164,  
296/166, 185, 100.01–100.08, 180.1, 180.2

See application file for complete search history.

(56) **References Cited**

U.S. PATENT DOCUMENTS

D331,733 S \* 12/1992 Treadway ..... D12/100  
D337,552 S \* 7/1993 Shea, Sr. .... D12/100  
D368,449 S \* 4/1996 Treadway et al. .... D12/100  
D420,309 S \* 2/2000 Runfola ..... D12/100

\* cited by examiner

*Primary Examiner* — Melody N Brown

(74) *Attorney, Agent, or Firm* — Jeffrey P. Calfa; Mark A. Bach; Gerald W. Askew

(57) **CLAIM**

The ornamental design for a front cap of a recreational vehicle, as shown and described.

**DESCRIPTION**

FIG. 1 is a front and left side perspective view of a front cap of a recreational vehicle showing our new design;


FIG. 2 is a top plan view thereof;

FIG. 3 is a front elevation view thereof;

FIG. 4 is a left side elevation view thereof; and,

FIG. 5 is a right side elevation view thereof.

**1 Claim, 3 Drawing Sheets**



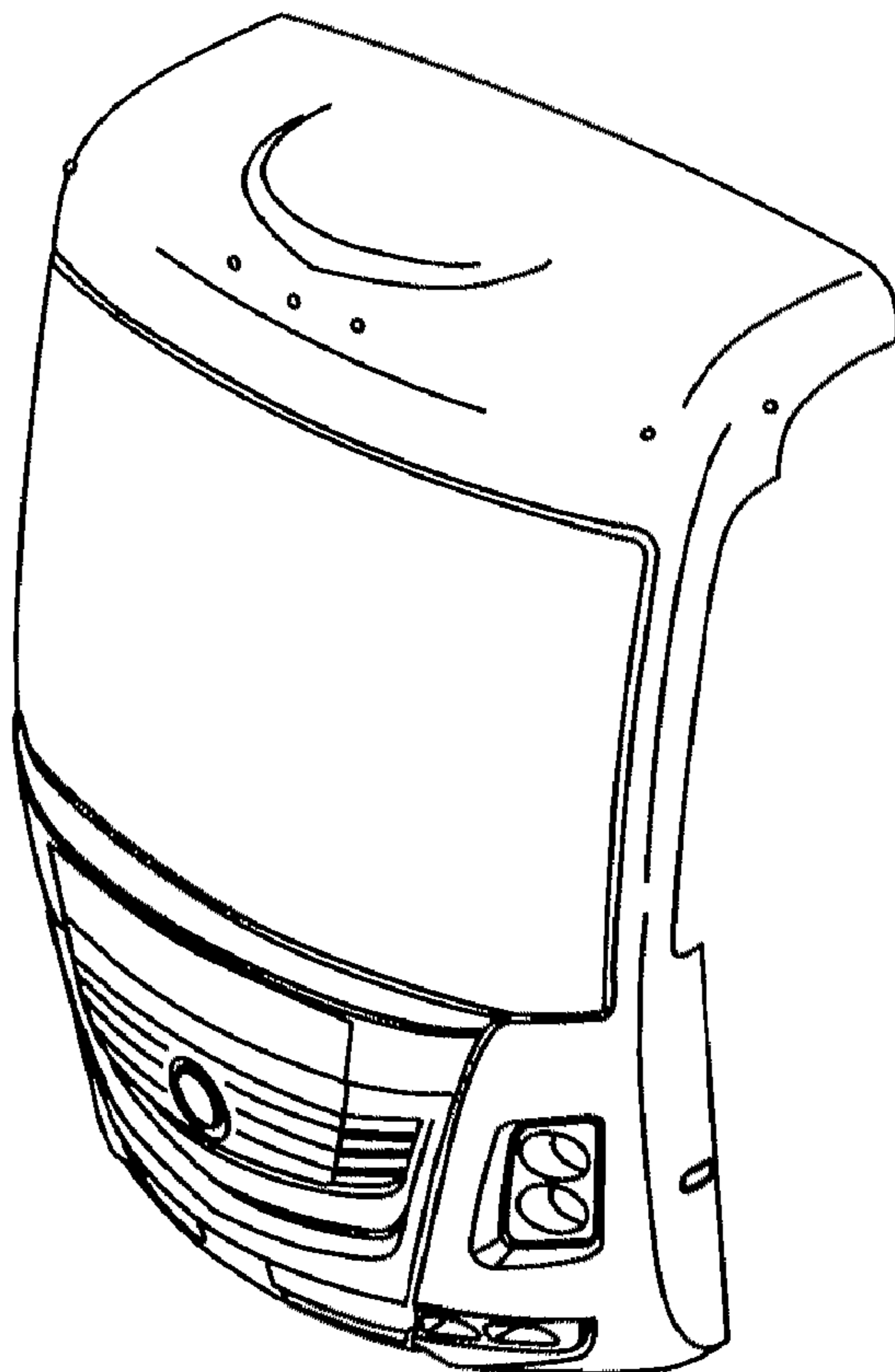


FIG. 1

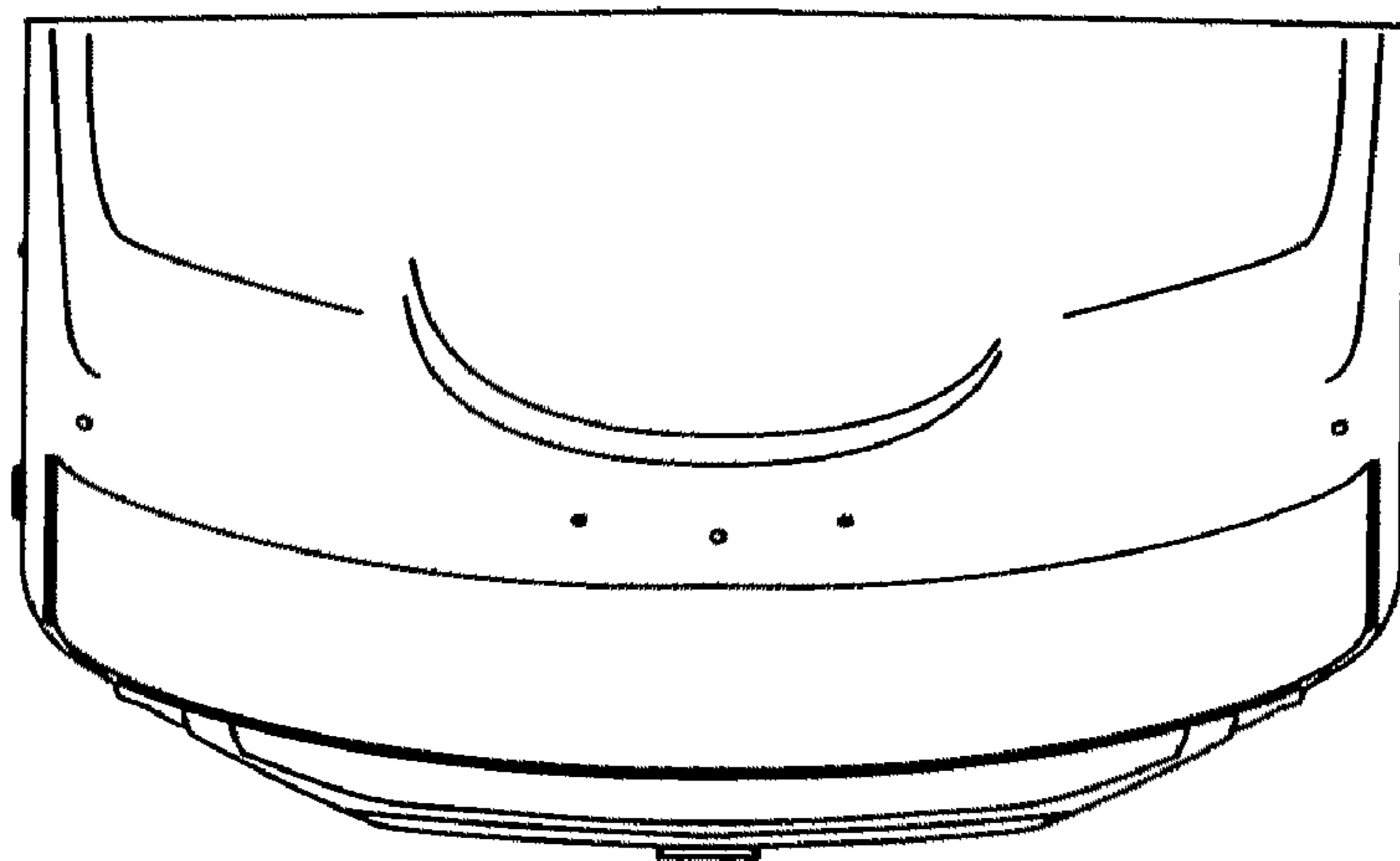


FIG. 2


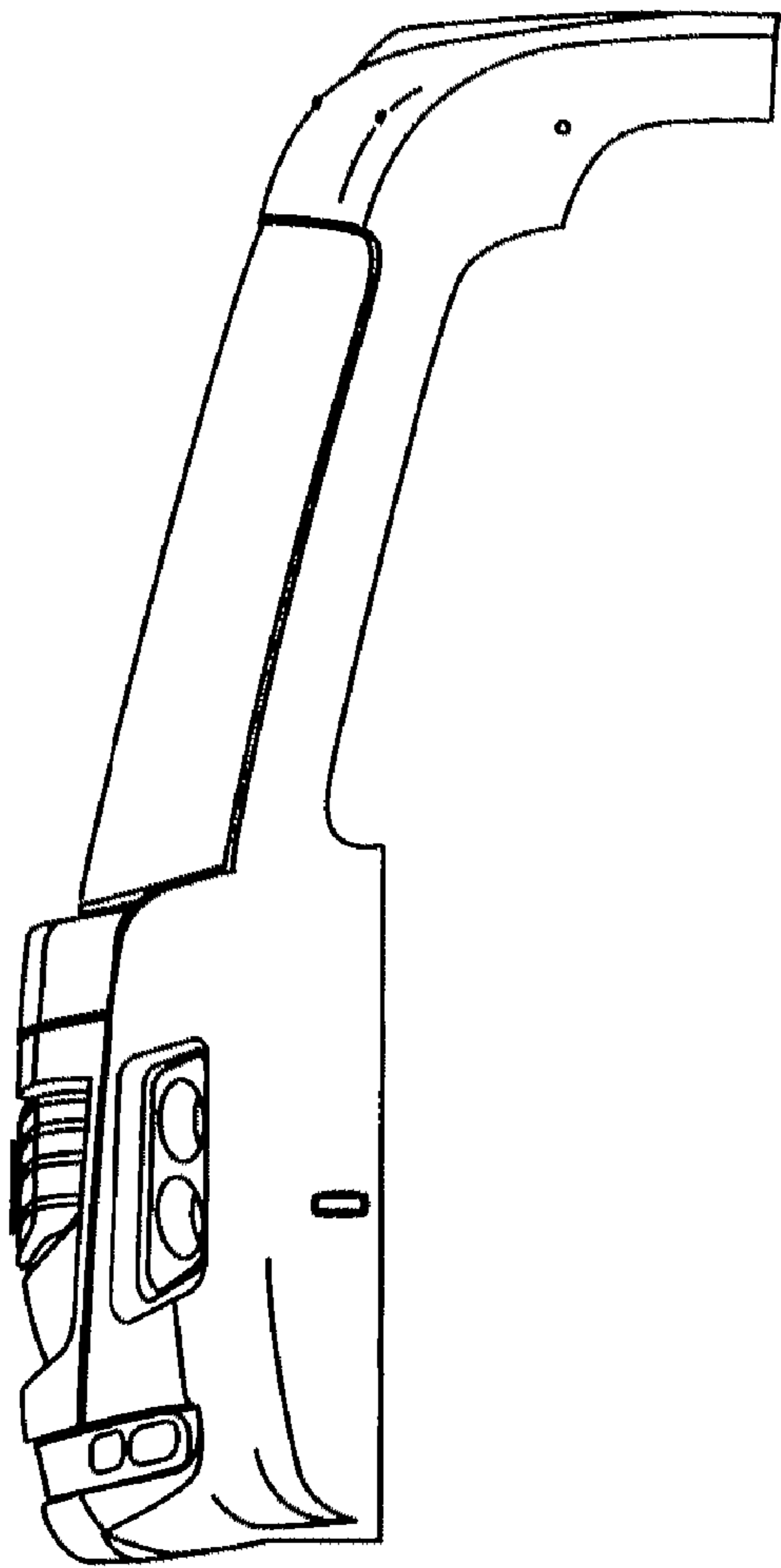
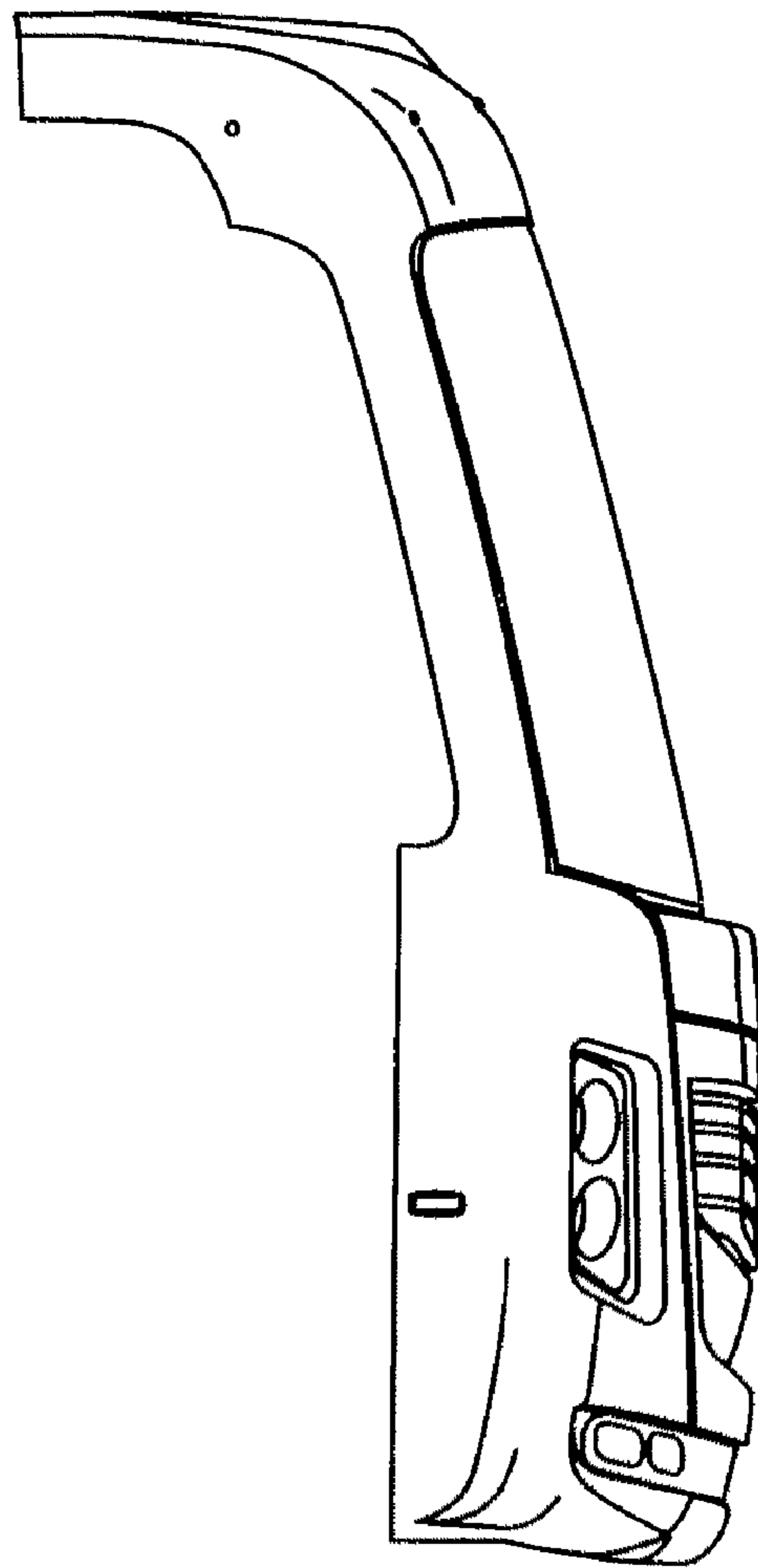


FIG. 3



**FIG. 4**



**FIG. 5**