

US00D670607S

(12) **United States Design Patent**
Buckingham

(10) **Patent No.:** **US D670,607 S**

(45) **Date of Patent:** **** Nov. 13, 2012**

(54) **VEHICLE, TOY, AND/OR REPLICAS THEREOF**

(75) Inventor: **John Buckingham**, Munich (DE)

(73) Assignee: **Bayerische Motoren Werke Aktiengesellschaft**, Munich (DE)

(**) Term: **14 Years**

(21) Appl. No.: **29/398,931**

(22) Filed: **Aug. 8, 2011**

(30) **Foreign Application Priority Data**

Feb. 9, 2011 (DE) 402011000782

(51) **LOC (9) Cl.** **12-08**

(52) **U.S. Cl.** **D12/92**

(58) **Field of Classification Search** D12/86,
D12/90-92; D21/424, 433, 434; 296/181.1,
296/181.5

See application file for complete search history.

(56) **References Cited**

U.S. PATENT DOCUMENTS

D396,432 S * 7/1998 Syring D12/91
D409,262 S 5/1999 Stephenson
D478,533 S * 8/2003 Nicholas et al. D12/91
D490,019 S * 5/2004 Sakae D12/91
D504,087 S * 4/2005 Hakamata et al. D12/91

D513,716 S * 1/2006 Acampora D12/91
D540,714 S * 4/2007 Mueller-Stolz D12/91
D575,677 S * 8/2008 Hildebrand et al. D12/91
D598,810 S * 8/2009 Jang D12/91
D605,084 S * 12/2009 Szavits D12/91
D626,455 S * 11/2010 Syring D12/92
D633,571 S * 3/2011 Schneider D12/91

FOREIGN PATENT DOCUMENTS

EM 000482419-0005 10/2006

* cited by examiner

Primary Examiner — Melody N Brown

(74) *Attorney, Agent, or Firm* — Crowell & Moring LLP

(57) **CLAIM**


The ornamental design for a vehicle, toy, and/or replicas thereof, as shown and described.

DESCRIPTION

FIG. 1 is a left, front perspective view of a vehicle, toy, and/or replicas thereof according to my design;
FIG. 2 is a right, rear perspective view thereof;
FIG. 3 is a left side view thereof;
FIG. 4 is a right side view thereof;
FIG. 5 is a front view thereof;
FIG. 6 is a rear view thereof; and,
FIG. 7 is a top view thereof.

The broken lines are for illustrative purposes only and form no part of the claimed design.

1 Claim, 6 Drawing Sheets



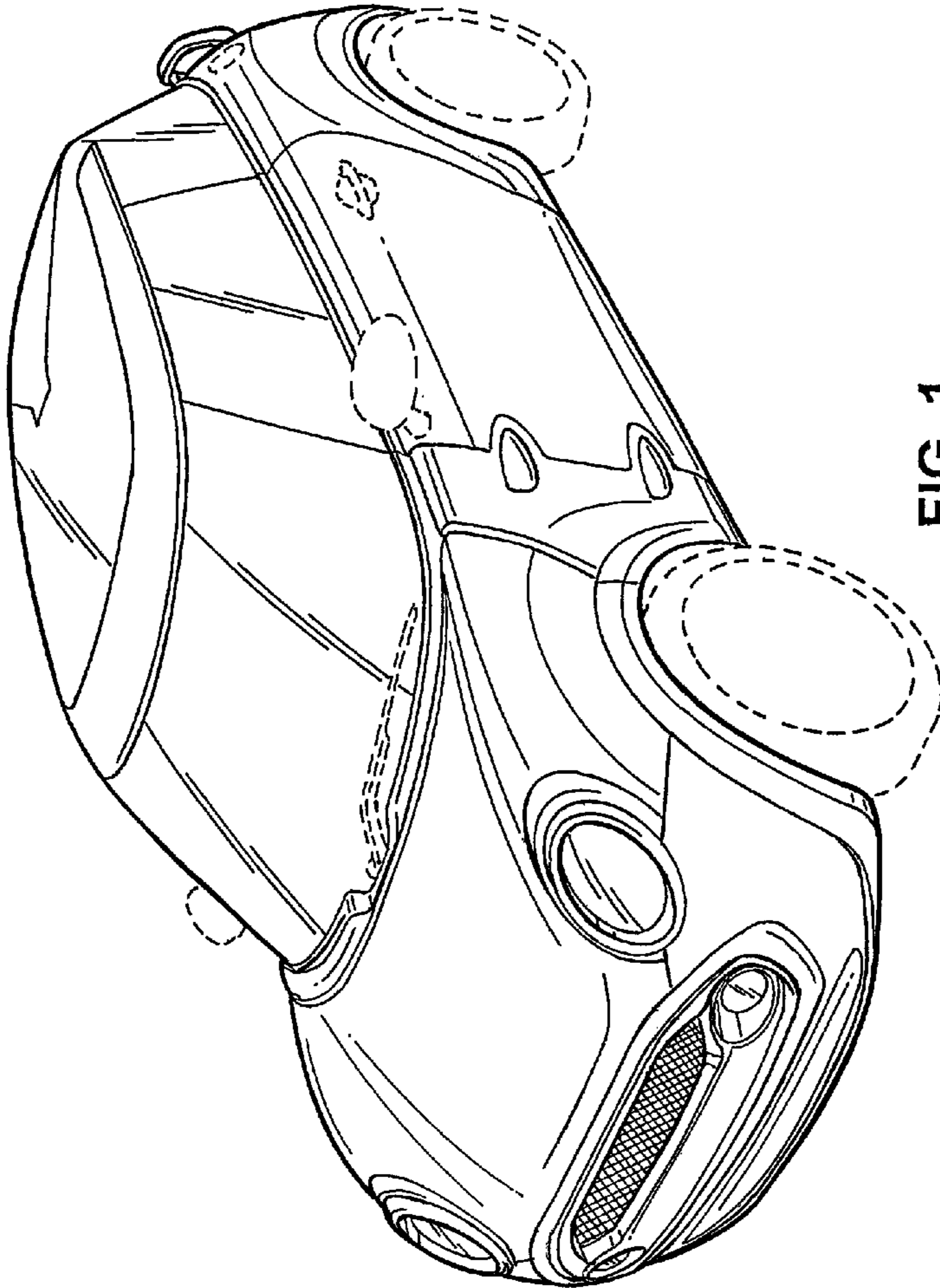


FIG. 1

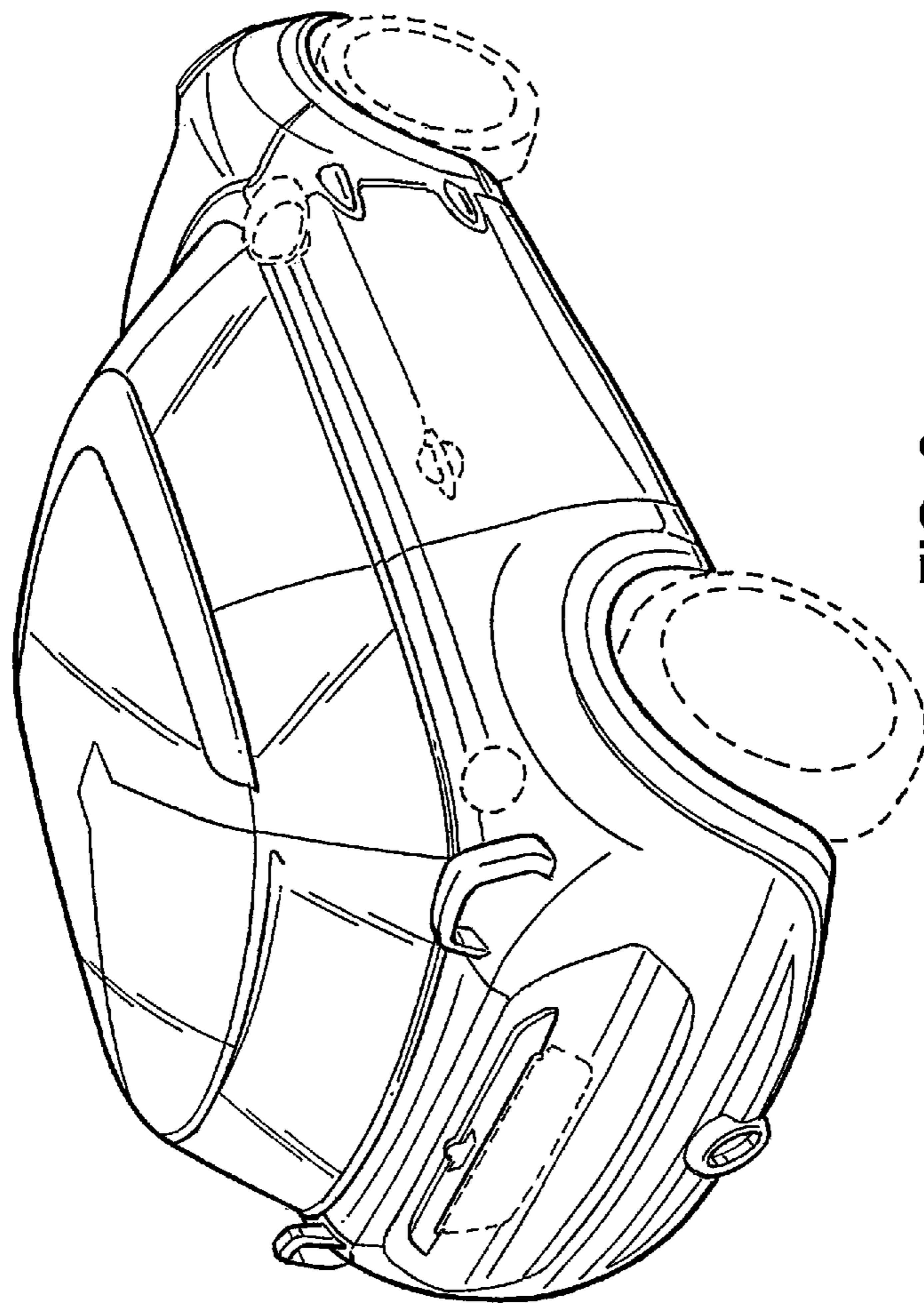


FIG. 2

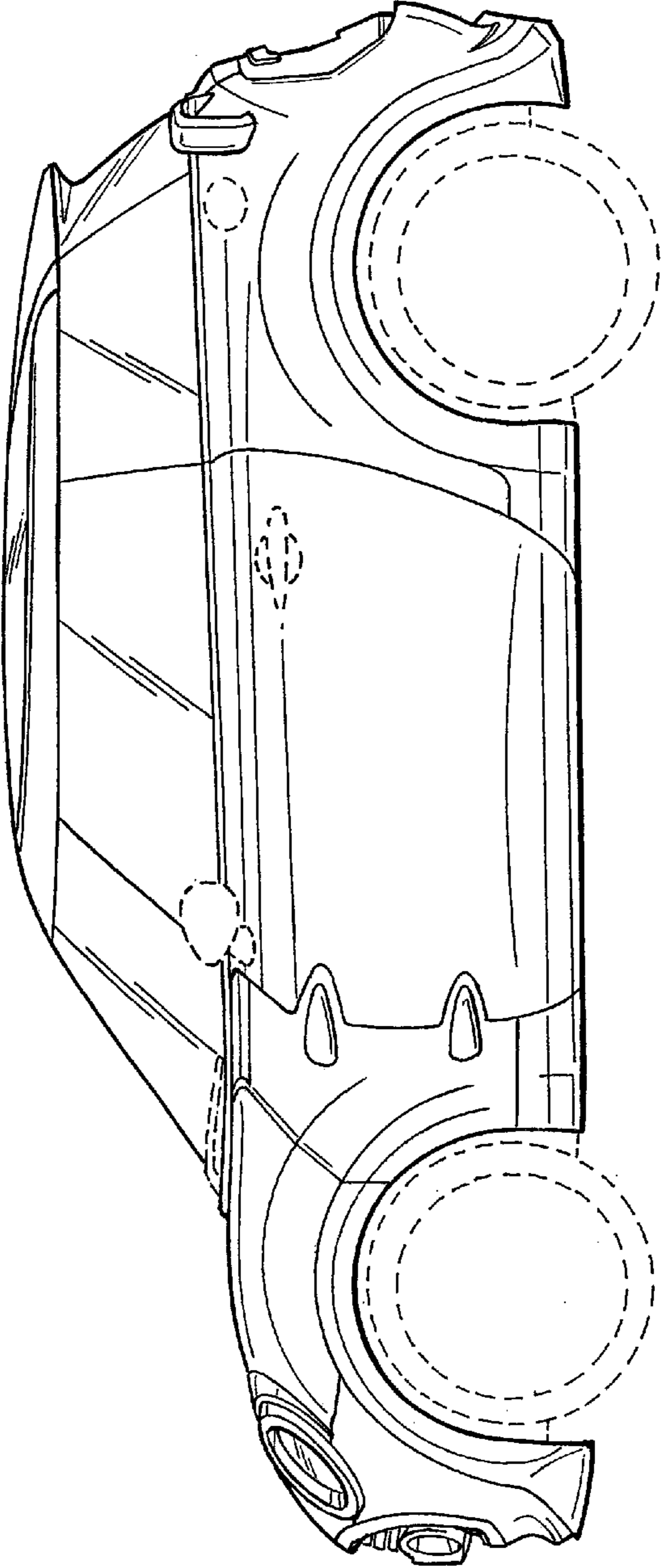


FIG. 3

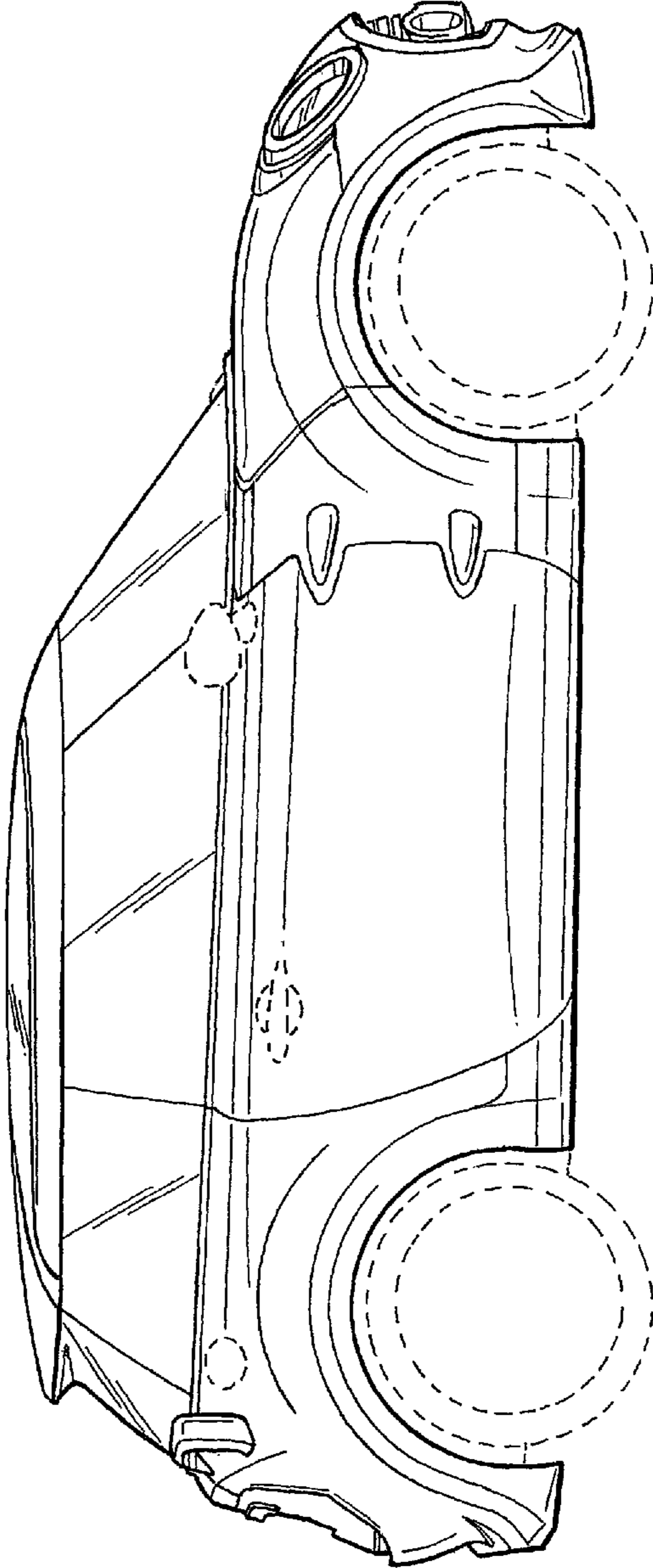


FIG. 4




FIG. 5




FIG. 6

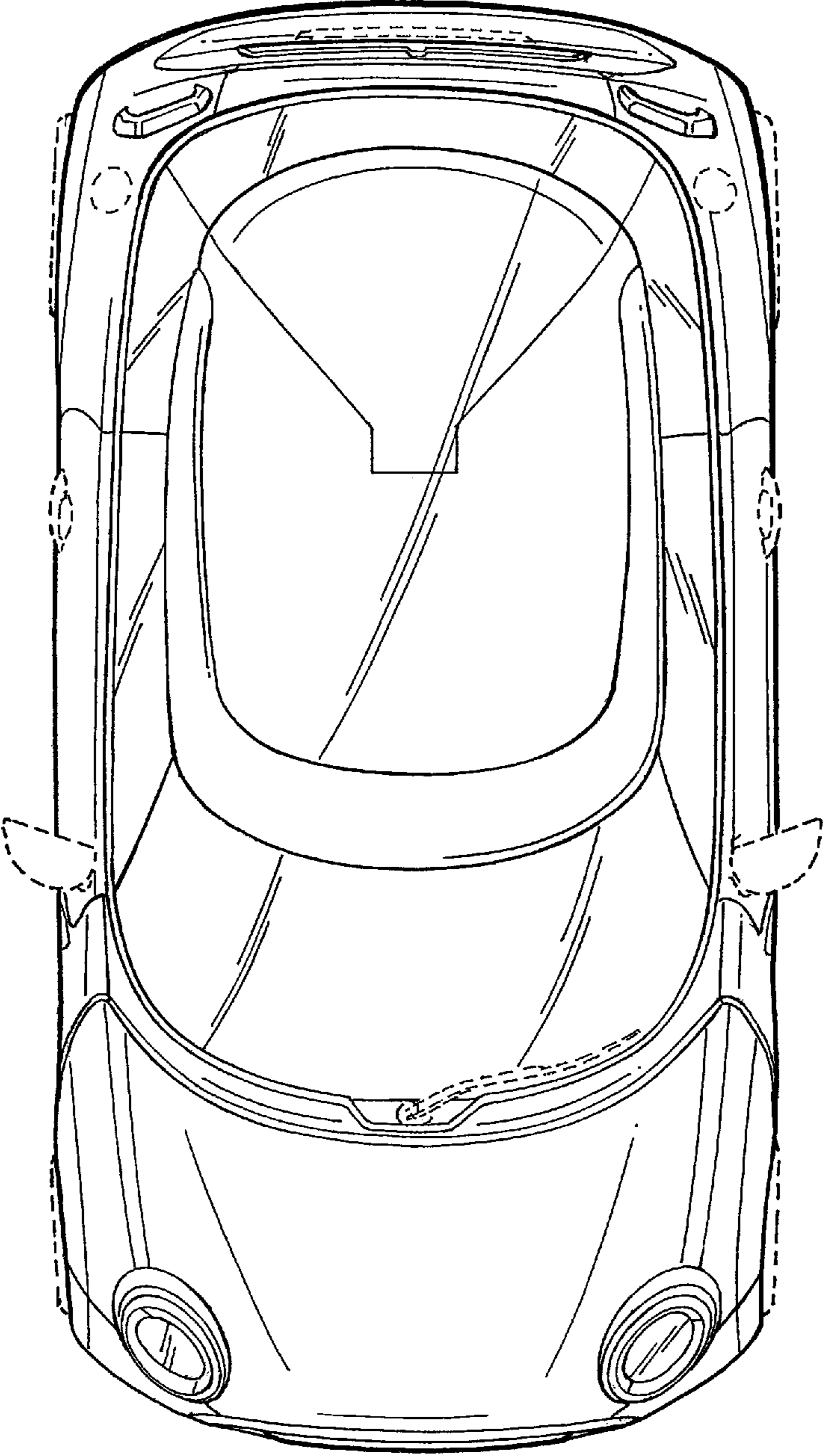


FIG. 7