



US00D670606S

(12) **United States Design Patent**
Frenzel et al.

(10) **Patent No.:** **US D670,606 S**
(45) **Date of Patent:** **** Nov. 13, 2012**

(54) **VEHICLE, TOY, AND/OR REPLICAS THEREOF**

(75) Inventors: **Klaus Frenzel**, Stuttgart (DE);
Hans-Dieter Futschik, Stuttgart (DE);
Steffen Koehl, Stuttgart (DE); **Minchul Koo**, Stuttgart (DE); **Volker Leutz**, Stuttgart (DE); **Gorden Wagener**, Stuttgart (DE)

(73) Assignee: **Daimler AG**, Stuttgart (DE)

(**) Term: **14 Years**

(21) Appl. No.: **29/391,316**

(22) Filed: **May 6, 2011**

(51) **LOC (9) Cl.** **12-08**

(52) **U.S. Cl.** **D12/91**

(58) **Field of Classification Search** D12/86,
D12/90-92, 88; D21/424, 433, 434; 296/181.1,
296/181.5

See application file for complete search history.

(56) **References Cited**

U.S. PATENT DOCUMENTS

D523,976 S	6/2006	Pfeiffer et al.	
D536,807 S	2/2007	Pfeiffer	
D538,452 S	3/2007	Pfeiffer	
D538,954 S	3/2007	Pfeiffer	
D544,404 S	6/2007	Pfeiffer	
D615,464 S *	5/2010	Frei et al.	D12/164
D617,682 S *	6/2010	Frei et al.	D12/91
D643,339 S *	8/2011	Burki et al.	D12/91
D643,348 S *	8/2011	Burki et al.	D12/164
D643,787 S *	8/2011	Burki et al.	D12/164

* cited by examiner

Primary Examiner — Melody N Brown

(74) *Attorney, Agent, or Firm* — Crowell & Moring LLP

(57) **CLAIM**

The ornamental design for a vehicle, toy, and/or replicas thereof, as shown and described.

DESCRIPTION

This application contains subject matter related to the following co-pending U.S. design patent applications:

Application Ser. No. 29/391,322, filed herewith and entitled “Front Portion of a Vehicle, Toy, and/or Replicas Thereof”;

application Ser. No. 29/391,324, filed herewith and entitled “Rear Portion of a Vehicle, Toy, and/or Replicas Thereof”;

application Ser. No. 29/371,281, filed Dec. 20, 2010 and entitled “Radiator Grill for a Vehicle;”

application Ser. No. 29/371,282, filed Dec. 20, 2010 and entitled “Front Bumper for a Vehicle;”

application Ser. No. 29/371,283, filed Dec. 20, 2010 and entitled “Front Bumper for a Vehicle;”

application Ser. No. 29/371,341, filed Jan. 6, 2011 and entitled “Headlight for a Vehicle;”

application Ser. No. 29/371,340, filed Jan. 6, 2011 and entitled “Headlight for a Vehicle;”

application Ser. No. 29/371,339, filed Jan. 6, 2011 and entitled “Headlight for a Vehicle;”

application Ser. No. 29/371,338, filed Jan. 6, 2011 and entitled “Taillight for a Vehicle;”

application Ser. No. 29/371,337, filed Jan. 6, 2011 and entitled “Taillight for a Vehicle;”

application Ser. No. 29/371,336, filed Jan. 6, 2011 and entitled “Taillight for a Vehicle;”

application Ser. No. 29/311,765, filed Jun. 15, 2009 and entitled “Vehicle and Vehicle Shaped Articles;”

application Ser. No. 29/311,767, filed Jun. 15, 2009 and entitled “Front Portion of a Vehicle and Vehicle Shaped Articles;” and

application Ser. No. 29/311,766, filed Jun. 15, 2009 and entitled “Rear Portion of a Vehicle and Vehicle Shaped Articles.”

FIG. 1 is a right, front perspective view of a vehicle, toy, and/or replicas thereof according to our design;

FIG. 2 is a right, rear perspective view thereof;

FIG. 3 is a left, rear perspective view thereof;

FIG. 4 is a left side view thereof;

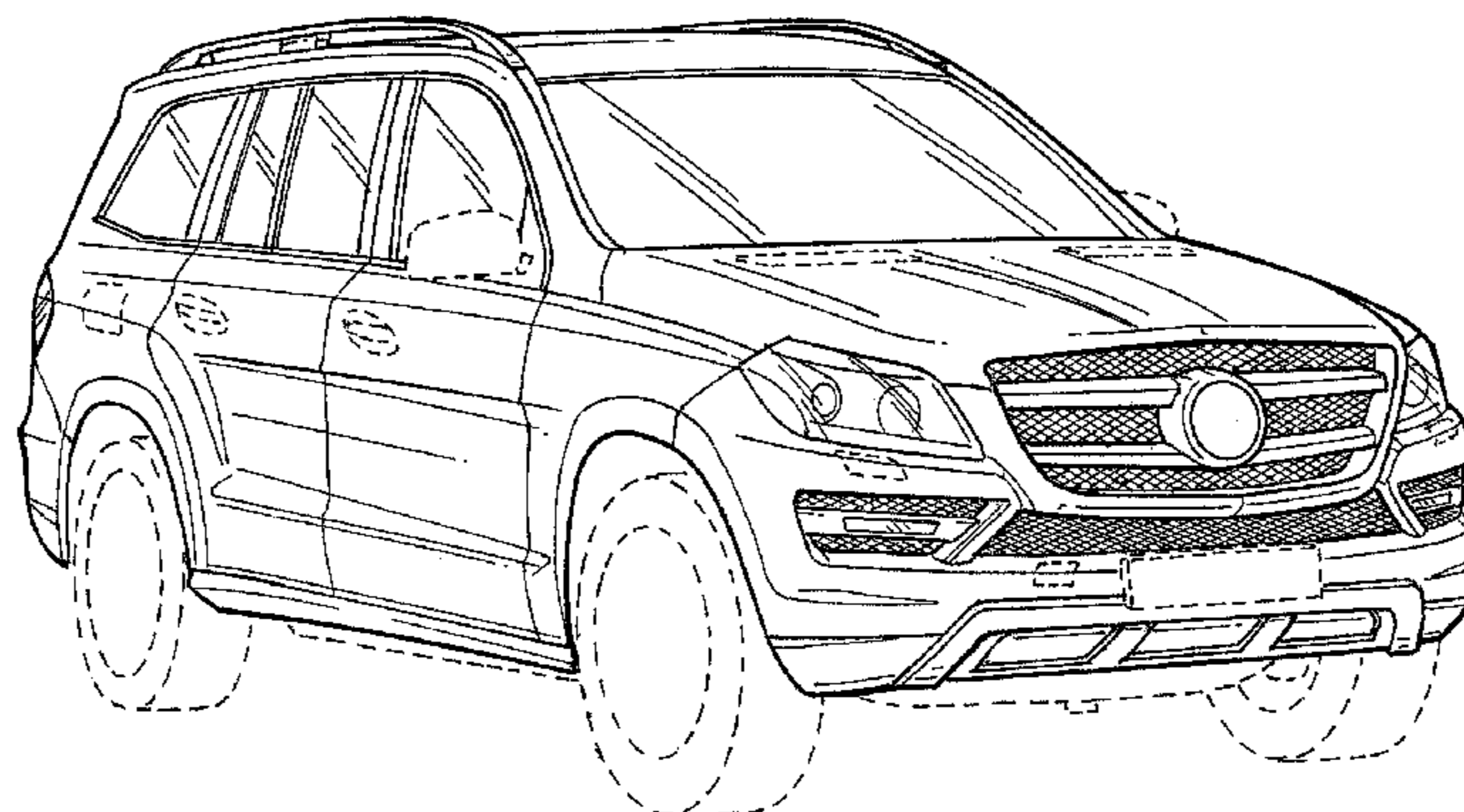
FIG. 5 is a right side view thereof;

FIG. 6 is a front view thereof; and,

FIG. 7 is a rear view thereof.

The broken lines are for illustrative purposes only and form no part of the claimed design.

1 Claim, 6 Drawing Sheets



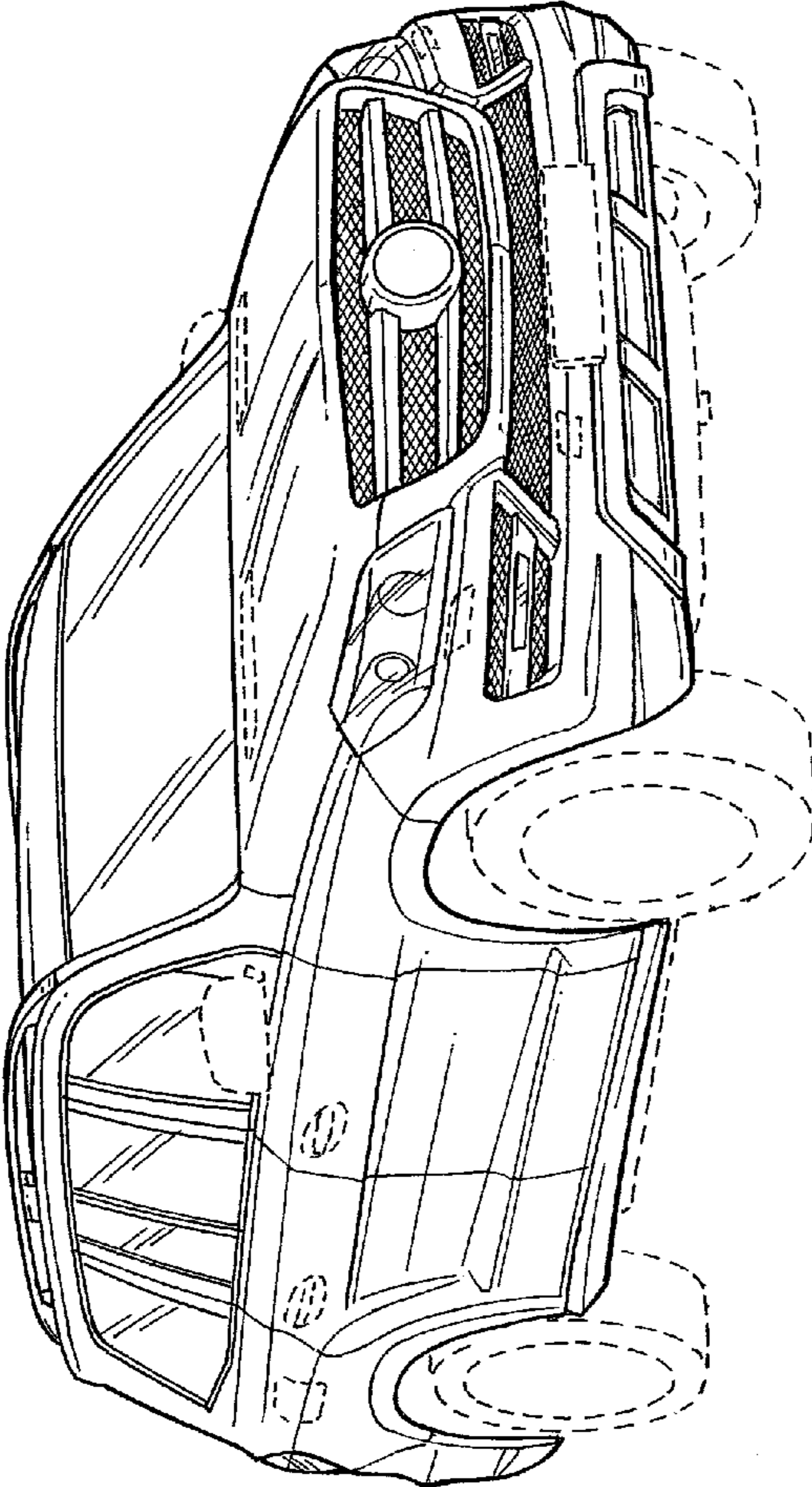


FIG. 1

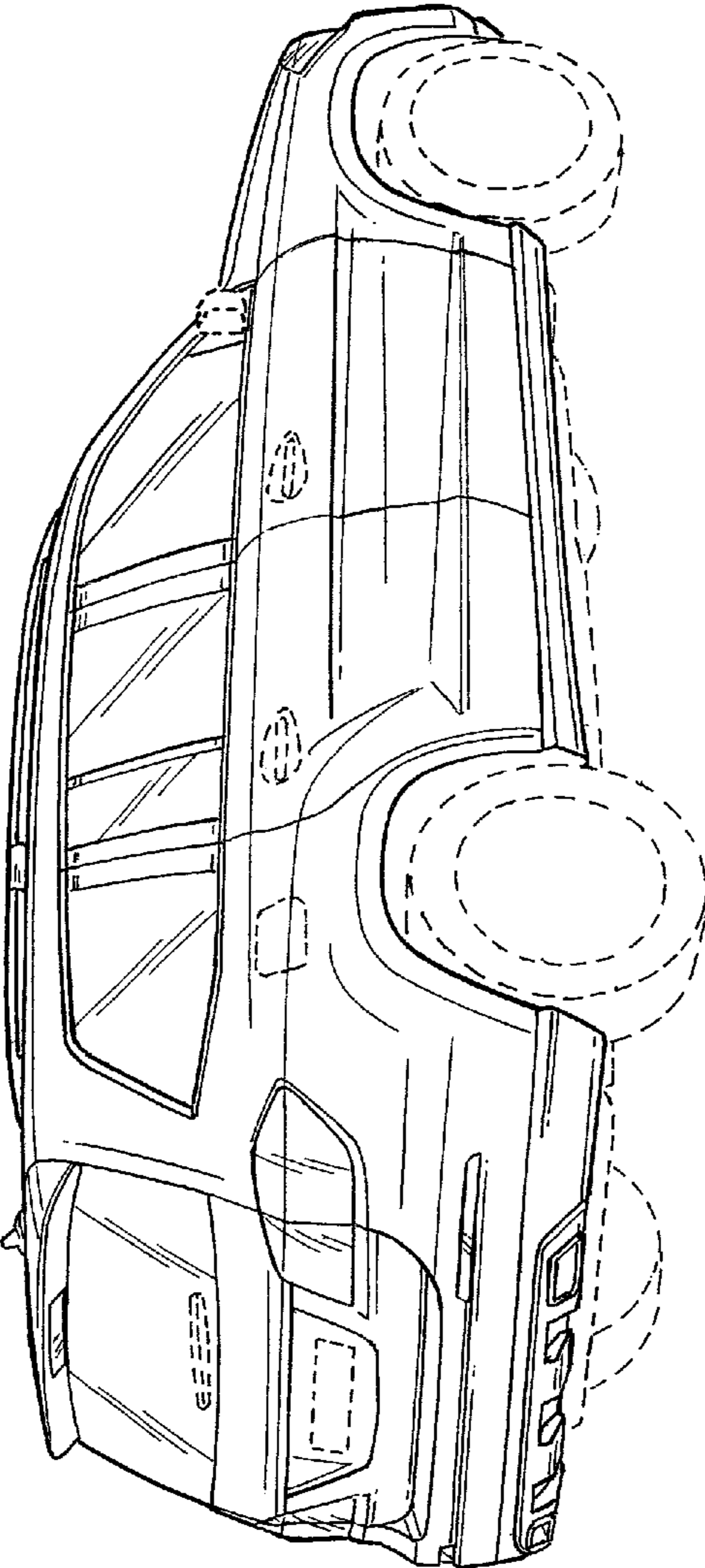


FIG. 2

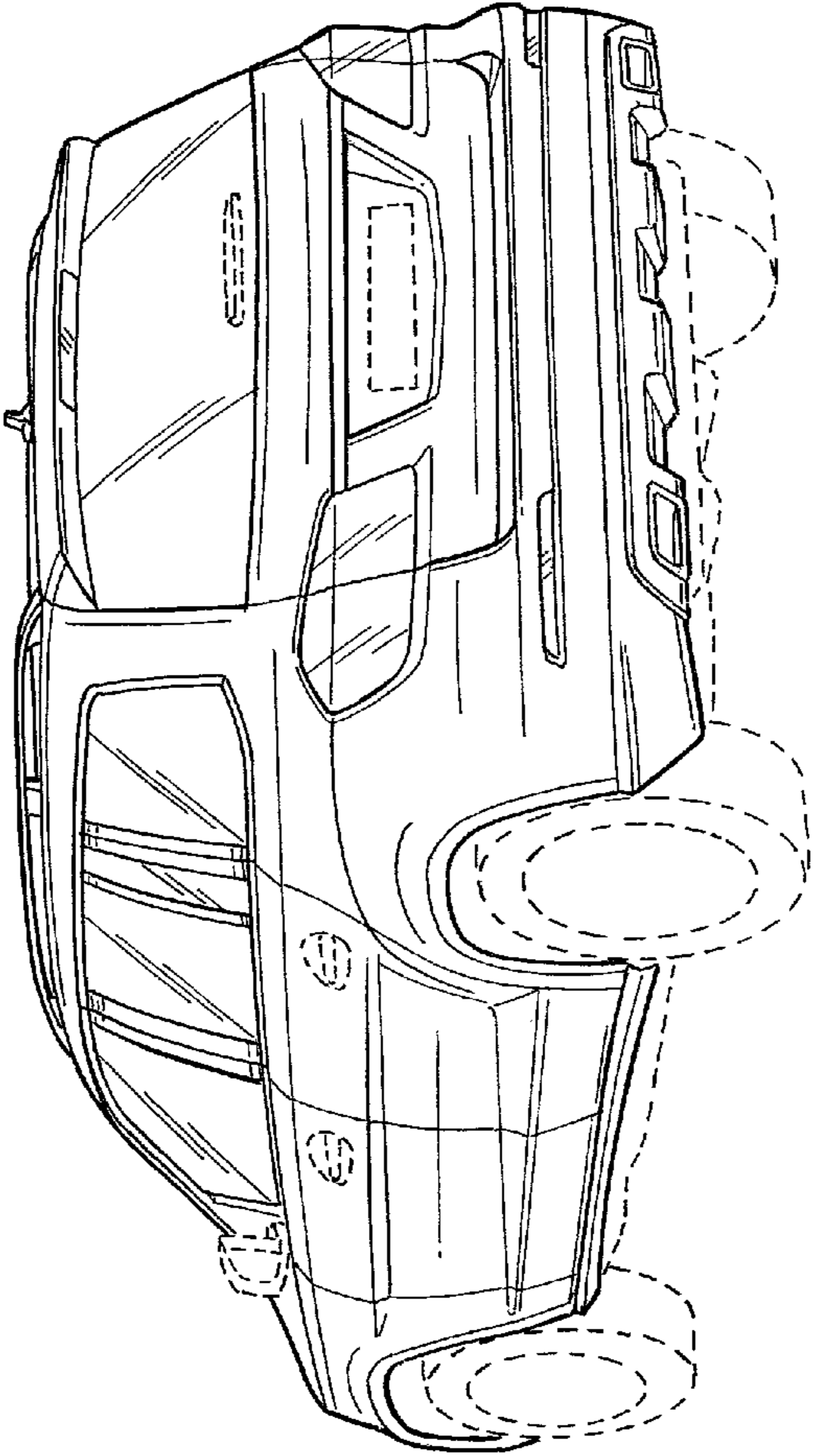


FIG. 3

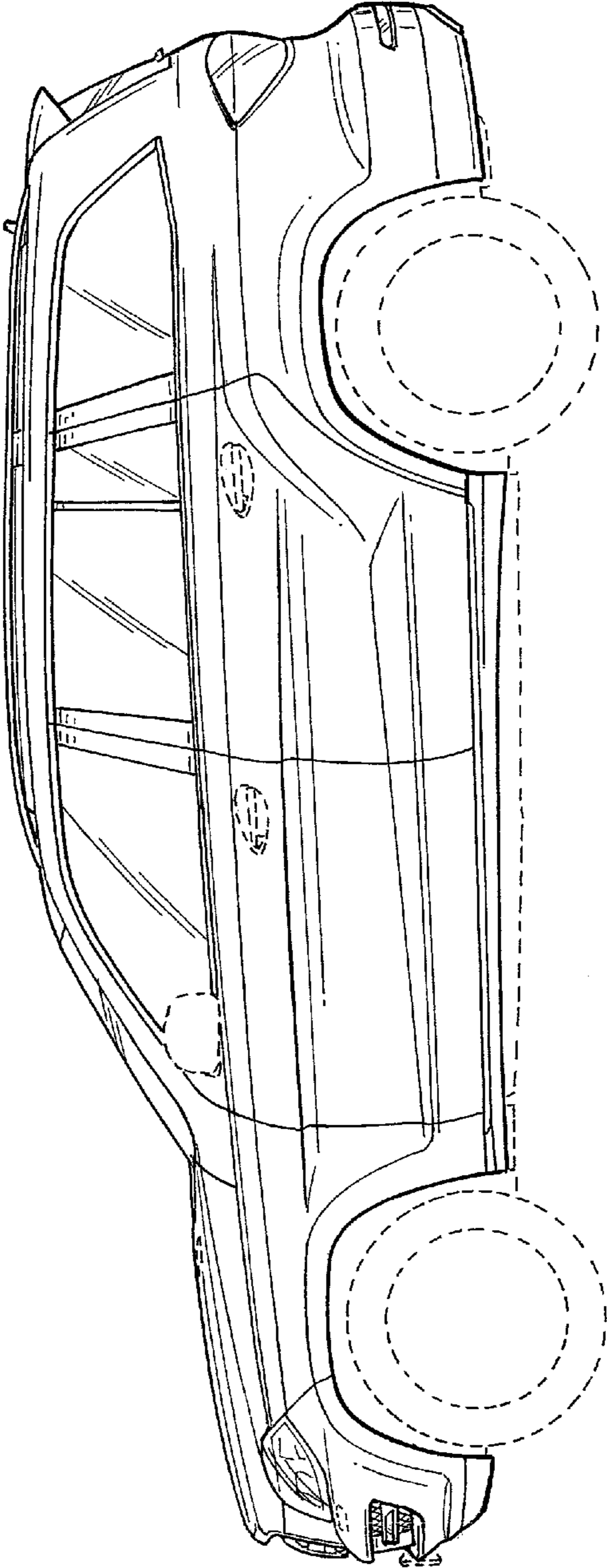


FIG. 4

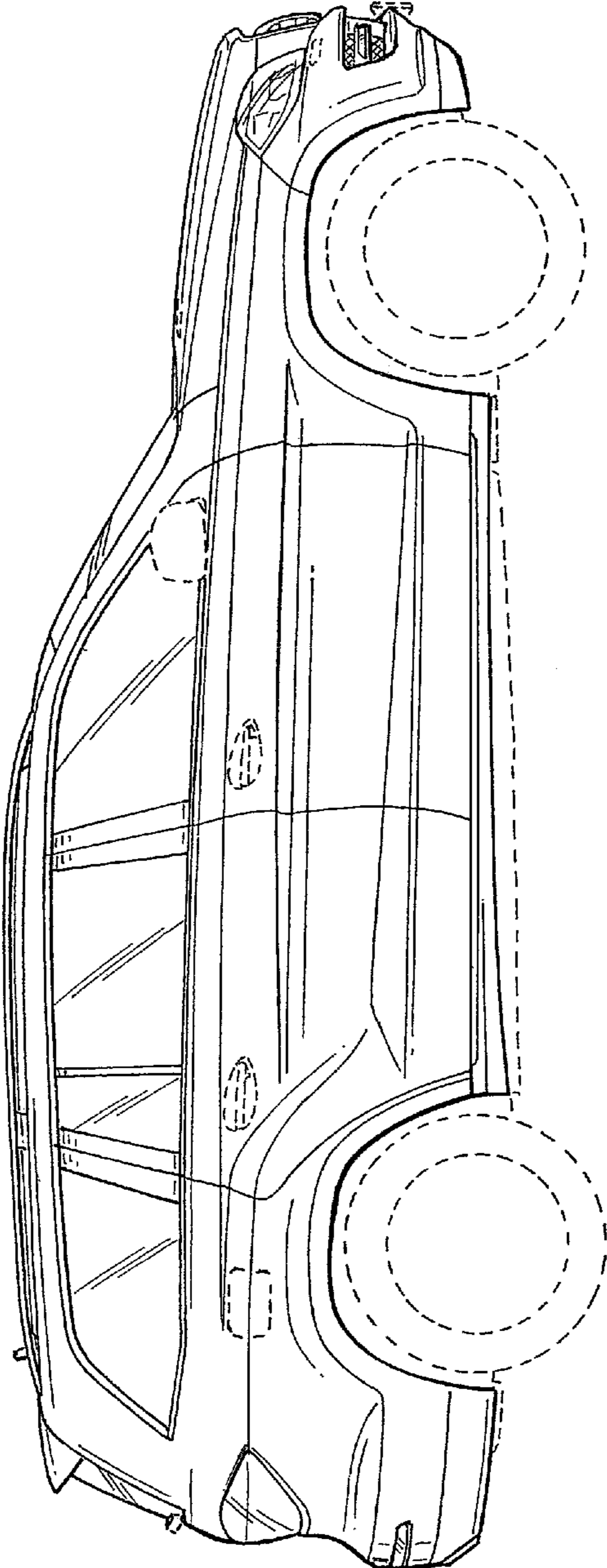


FIG. 5




FIG. 6




FIG. 7