



US00D670574S

(12) **United States Design Patent**  
**Lafler et al.**

(10) **Patent No.:** **US D670,574 S**

(45) **Date of Patent:** **\*\* Nov. 13, 2012**

(54) **MAILING TUBE WITH A REMOVABLE TOP**

(76) Inventors: **Renata Regina Lafler**, Woodridge, IL  
(US); **Jason Michael Lafler**, Woodridge,  
IL (US)

(\*\*) Term: **14 Years**

(21) Appl. No.: **29/405,364**

(22) Filed: **Nov. 1, 2011**

(51) **LOC (9) Cl.** ..... **05-05**

(52) **U.S. Cl.** ..... **D9/711**

(58) **Field of Classification Search** ..... D9/702-714,  
D9/501, 503-504, 545, 414, 715, 424, 428,  
D9/757, 551, 686-688, 723-724, 576; D3/206,  
D3/257; 482/148; D7/608, 510; D21/679,  
D21/684; 206/315.9, 389, 418, 701, 423,  
206/315.1, 303; 215/382; 428/34.1, 34.2;  
229/4.5, 5.5; D11/146, 143, 152; D28/76;  
220/200, 890; 228/60; 224/0.5

See application file for complete search history.

(56) **References Cited**

**U.S. PATENT DOCUMENTS**

D136,607 S \* 11/1943 Krause ..... D9/503  
3,341,196 A \* 9/1967 Perretta ..... 482/45

D287,867 S \* 1/1987 Wollersheim ..... D21/681  
4,707,389 A \* 11/1987 Ward ..... 428/36.6  
D357,415 S \* 4/1995 Fontanella ..... D9/503  
D398,231 S \* 9/1998 Gager et al. .... D9/435  
D469,135 S \* 1/2003 Bell ..... D21/662  
D494,856 S \* 8/2004 Hillard ..... D9/715  
D517,411 S \* 3/2006 Okimoto ..... D9/504  
D578,894 S \* 10/2008 Seum et al. .... D9/529  
D579,990 S \* 11/2008 Dalcourt ..... D21/680  
D611,823 S \* 3/2010 Sindler ..... D9/529

\* cited by examiner

*Primary Examiner* — Richard E Chilcot

*Assistant Examiner* — Abraham Bahta

(74) *Attorney, Agent, or Firm* — Erickson Law Group, PC

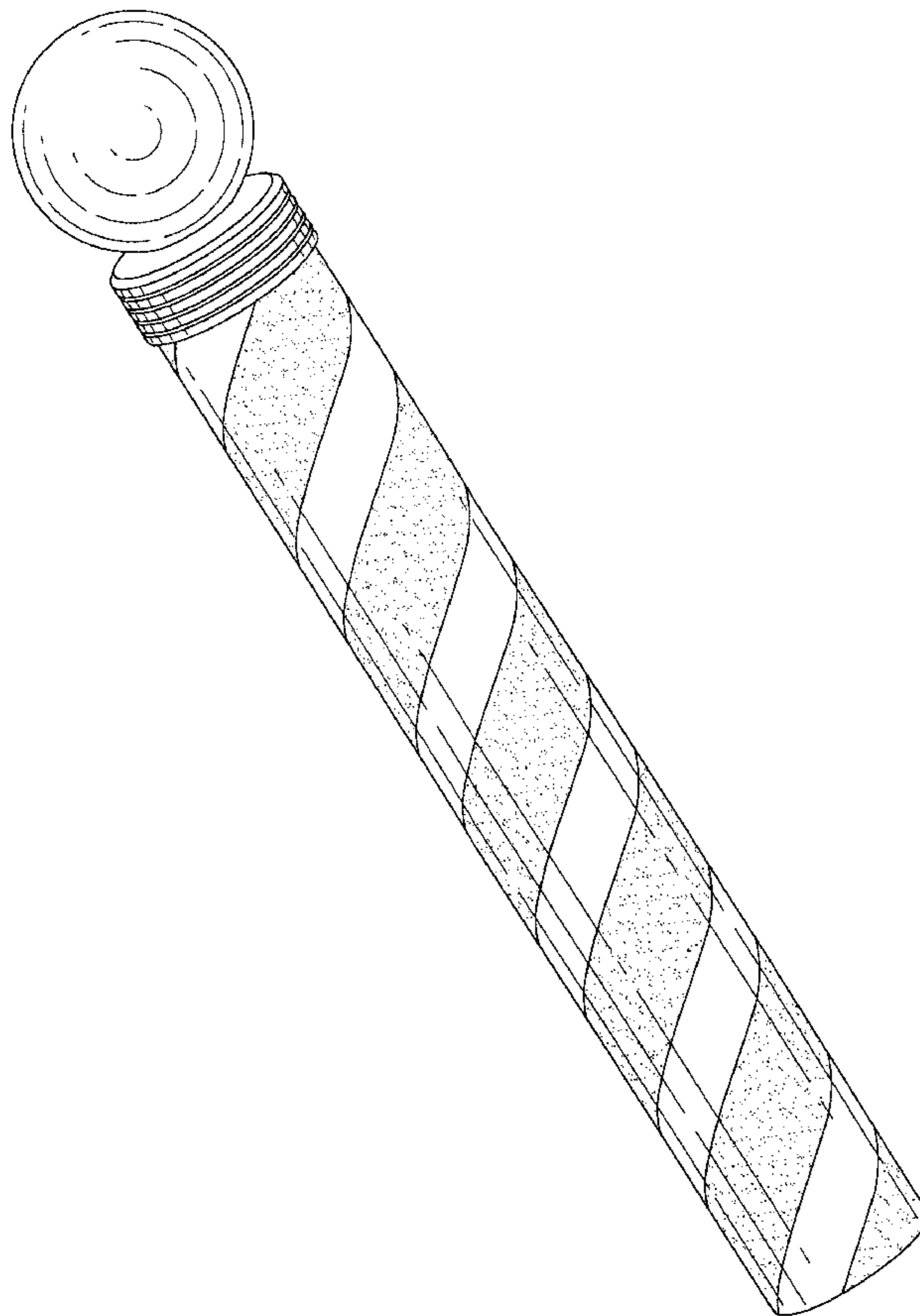
(57) **CLAIM**

The ornamental design for a mailing tube with a removable top, as shown and described.

**DESCRIPTION**

FIG. 1 is a perspective view of a mailing tube with a removable top showing my new design;  
FIG. 2 is a front view thereof;  
FIG. 3 is a top view thereof;  
FIG. 4 is a bottom view thereof; and,  
FIG. 5 is a back view thereof.

**1 Claim, 4 Drawing Sheets**



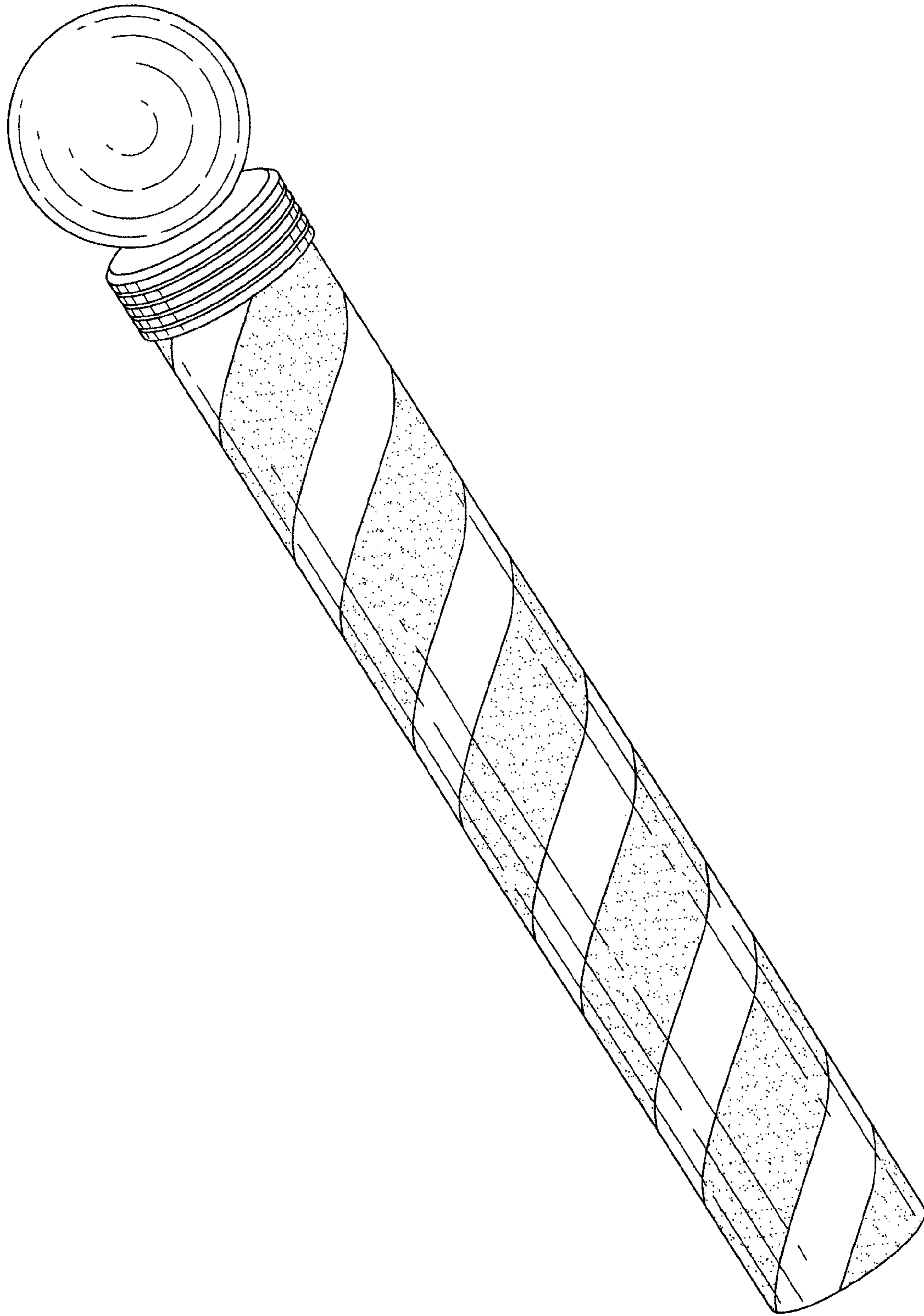


Fig. 1

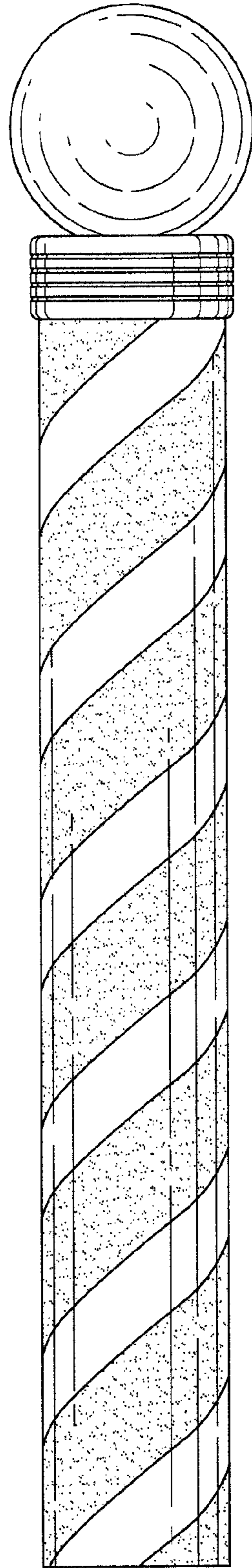


Fig. 2

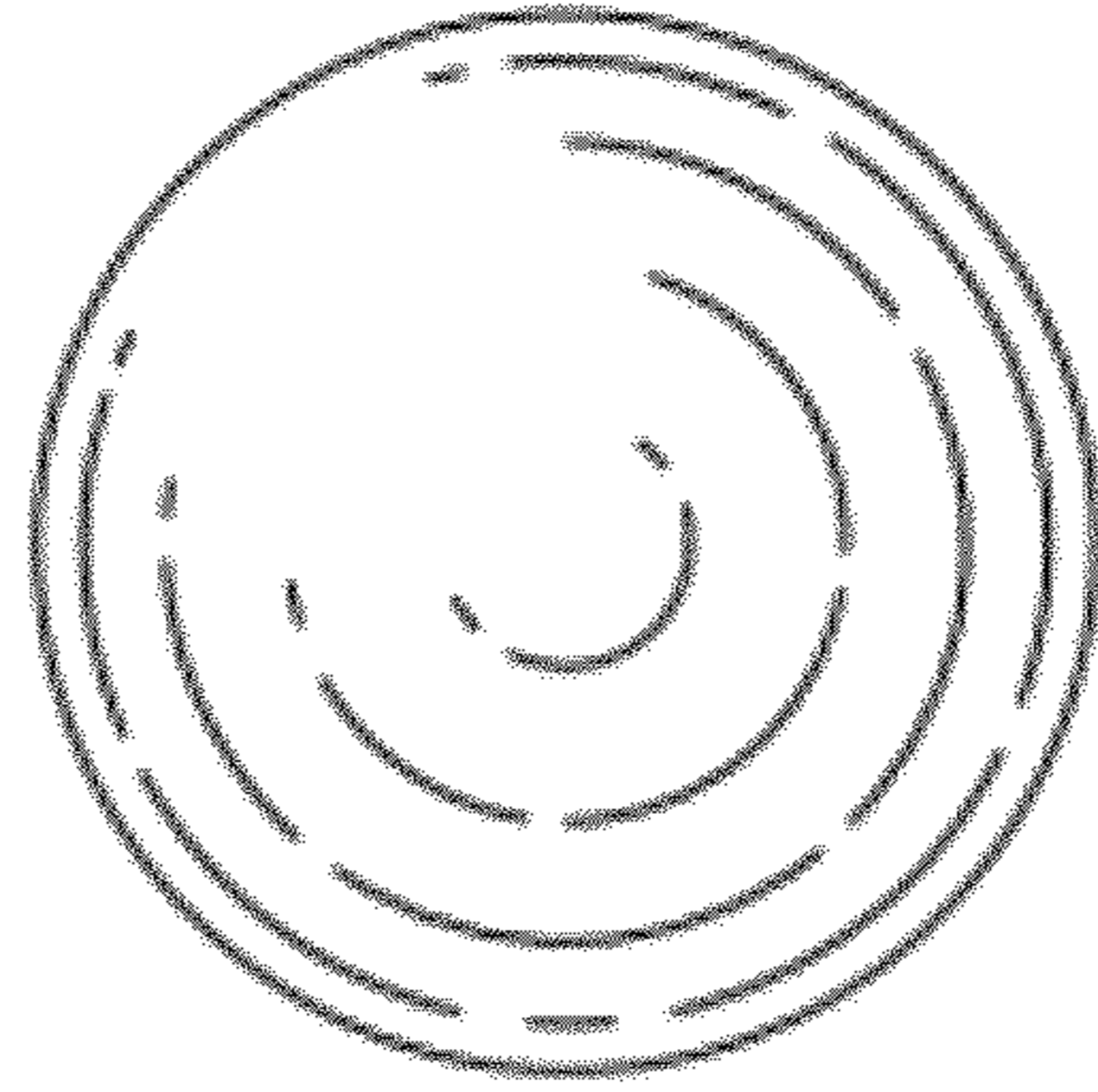


Fig. 3

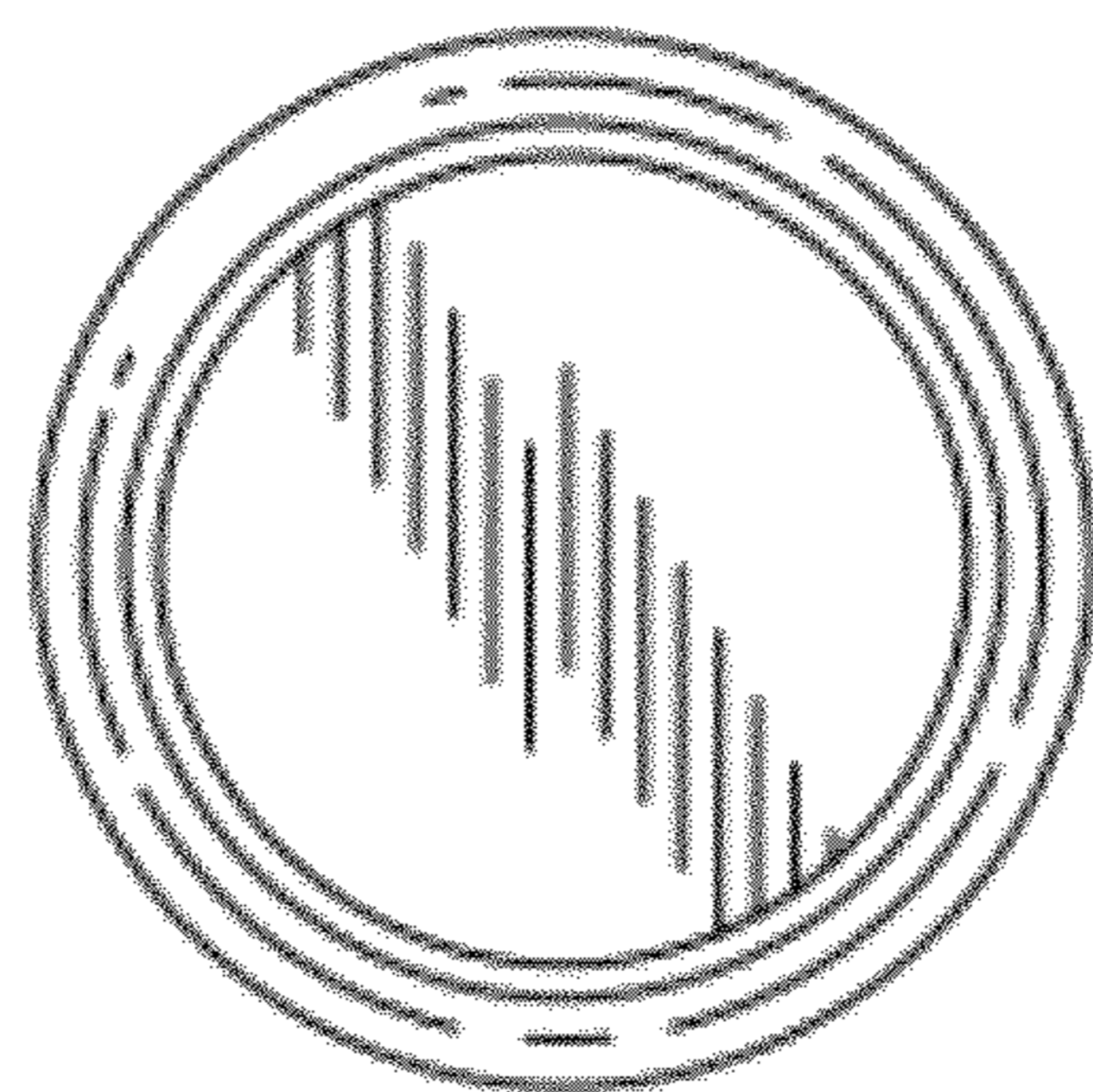


Fig. 4

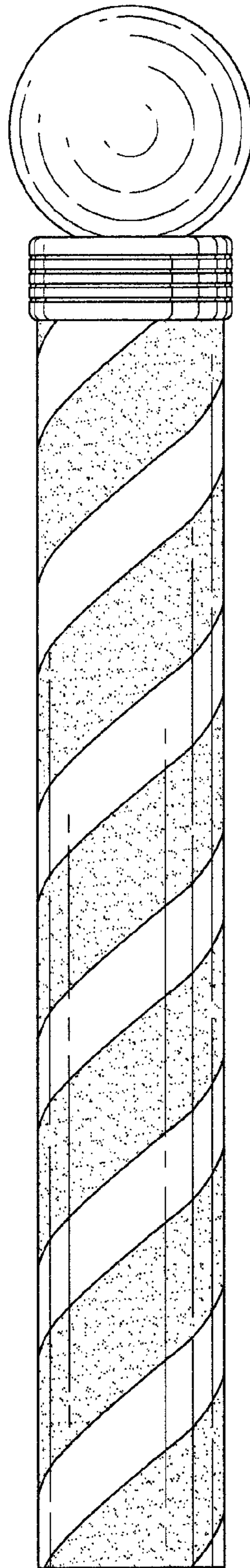


Fig. 5