



US00D670552S

(12) **United States Design Patent**
Meeks

(10) **Patent No.:** **US D670,552 S**

(45) **Date of Patent:** **** Nov. 13, 2012**

(54) **SINGLE HANDLE**

(75) **Inventor:** **Alan Michael George Meeks,**
Chichester (GB)

(73) **Assignee:** **Pure Hold Limited,** Southampton (GB)

(**) **Term:** **14 Years**

(21) **Appl. No.:** **29/404,065**

(22) **Filed:** **Oct. 14, 2011**

(30) **Foreign Application Priority Data**

Apr. 15, 2011 (EM) 001271837-0002

(51) **LOC (9) Cl.** **08-06**

(52) **U.S. Cl.** **D8/301**

(58) **Field of Classification Search** D8/300,
D8/302, 313, 315, 320, 330, 331, 339, 301;
70/210, 224, 283, 207, 208; D23/366; 222/649;
239/1

See application file for complete search history.

(56) **References Cited**

U.S. PATENT DOCUMENTS

| | | | | | |
|-----------|------|---------|--------------------|-------|---------|
| D230,566 | S * | 3/1974 | Harrell | | D8/302 |
| D230,946 | S * | 3/1974 | Harrell | | D8/302 |
| 4,710,634 | A | 12/1987 | Brookes | | |
| 5,092,144 | A * | 3/1992 | Fleming et al. | | 70/95 |
| 5,190,267 | A * | 3/1993 | Schmitt et al. | | 256/59 |
| D338,608 | S * | 8/1993 | Martin et al. | | D8/302 |
| D339,053 | S * | 9/1993 | Fredericksen | | D8/331 |
| 5,490,404 | A * | 2/1996 | Yamada | | 70/210 |
| D367,633 | S * | 3/1996 | Monette et al. | | D12/190 |
| D368,636 | S * | 4/1996 | Planka et al. | | D8/300 |
| D369,737 | S * | 5/1996 | Somerfield | | D8/331 |
| 5,862,690 | A * | 1/1999 | Jancsek | | 70/224 |
| D406,040 | S * | 2/1999 | Kuehn | | D8/301 |
| D428,322 | S * | 7/2000 | Munch et al. | | D8/302 |
| 6,185,785 | B1 | 2/2001 | Kingston | | |
| D453,100 | S * | 1/2002 | Finkelstein et al. | | D8/302 |
| 6,363,761 | B1 * | 4/2002 | Sauerland | | 70/208 |
| 6,523,888 | B1 * | 2/2003 | Yan et al. | | 296/215 |
| D471,970 | S * | 3/2003 | Gallagher et al. | | D23/366 |

| | | | | | |
|--------------|------|---------|-----------------|-------|---------|
| 6,679,088 | B2 * | 1/2004 | Hartel et al. | | 70/208 |
| D501,783 | S * | 2/2005 | Marzolf et al. | | D8/300 |
| 6,874,697 | B2 | 4/2005 | Callueng | | |
| D506,377 | S * | 6/2005 | Marzolf et al. | | D8/300 |
| D516,406 | S * | 3/2006 | Brammer et al. | | D8/300 |
| D543,825 | S * | 6/2007 | Witte | | D8/302 |
| 7,296,448 | B1 * | 11/2007 | Shaw | | 70/283 |
| 7,320,418 | B2 | 1/2008 | Sassoon | | |
| 7,360,674 | B2 | 4/2008 | Sassoon | | |
| D618,774 | S * | 6/2010 | Bauer et al. | | D23/304 |
| D629,276 | S * | 12/2010 | Chelton | | D8/302 |
| D633,367 | S * | 3/2011 | Scherr | | D8/331 |
| D637,887 | S * | 5/2011 | Beres et al. | | D8/331 |
| 2005/0011042 | A1 | 1/2005 | Hupp | | |
| 2006/0245818 | A1 | 11/2006 | Stropkay et al. | | |

(Continued)

FOREIGN PATENT DOCUMENTS

BE 1015999 4/2004

(Continued)

OTHER PUBLICATIONS

PCT Partial International Search Report dated Aug. 4, 2011, PCT Patent Application No. PCT/GB2011/000590, filed Apr. 15, 2011.

(Continued)

Primary Examiner — Paula Greene

(74) *Attorney, Agent, or Firm* — Vierra Magen Marcus & DeNiro LLP

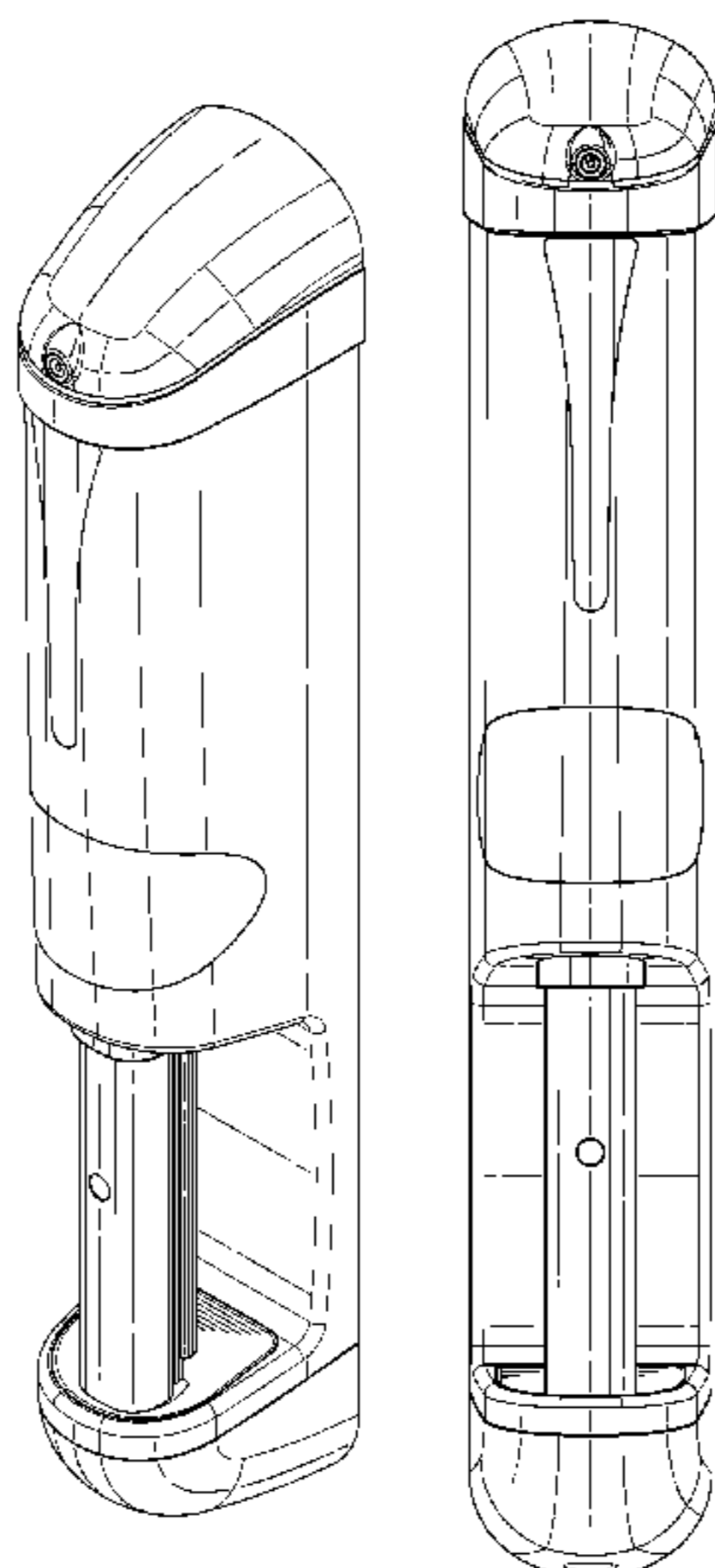
(57) **CLAIM**

The ornamental design for a single handle, as shown and described.

DESCRIPTION

FIG. 1 is a perspective view from above;
FIG. 2 is a perspective view from below;
FIG. 3 is a front view;
FIG. 4 is a side view;
FIG. 5 is a top plan view; and,
FIG. 6 is a bottom plan view.

1 Claim, 6 Drawing Sheets



US D670,552 S

Page 2

U.S. PATENT DOCUMENTS

2010/0051641 A1 3/2010 Sassoon

FOREIGN PATENT DOCUMENTS

| | | |
|----|--------------|---------|
| DE | 10014472 | 3/2000 |
| DE | 202004006845 | 4/2004 |
| EP | 1164235 | 6/2001 |
| FR | 2780744 | 7/1998 |
| FR | 2824096 | 4/2001 |
| GB | 2387542 | 4/2002 |
| GB | 2382987 | 6/2003 |
| GB | 2418857 | 10/2004 |
| GB | 2421897 | 1/2005 |

| | | |
|----|---------------|---------|
| GB | 2436284 | 3/2006 |
| JP | 7327763 | 6/1994 |
| SU | 408636 | 11/1973 |
| WO | WO02/055817 | 7/2002 |
| WO | WO2005/115356 | 11/2002 |
| WO | WO03/050366 | 6/2003 |
| WO | WO2008/035121 | 5/2005 |
| WO | WO2008/153711 | 9/2007 |

OTHER PUBLICATIONS

EP Search Report dated Jul. 30, 2010, GB Application No. GB1006366.7.

* cited by examiner

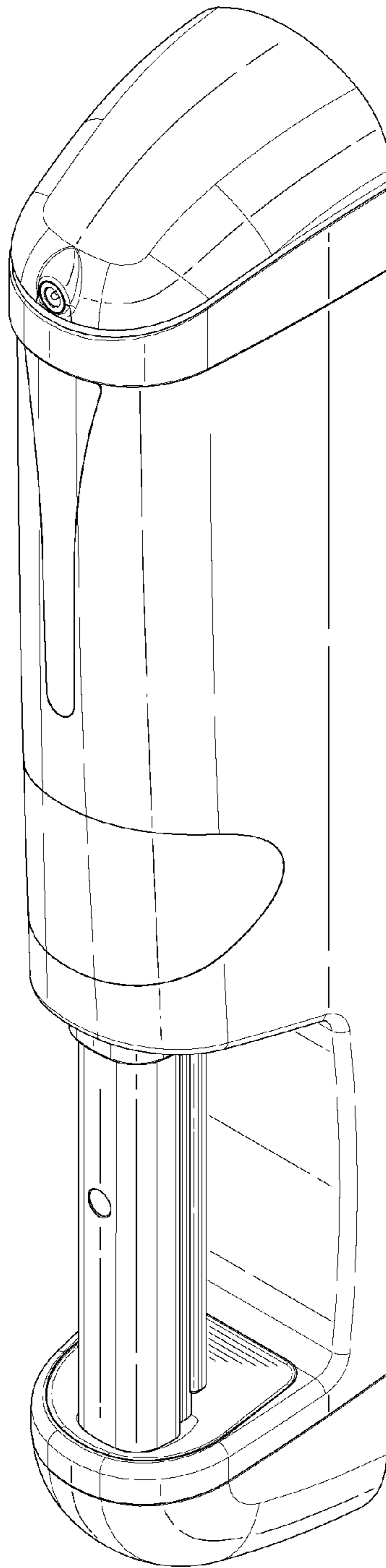


Figure 1

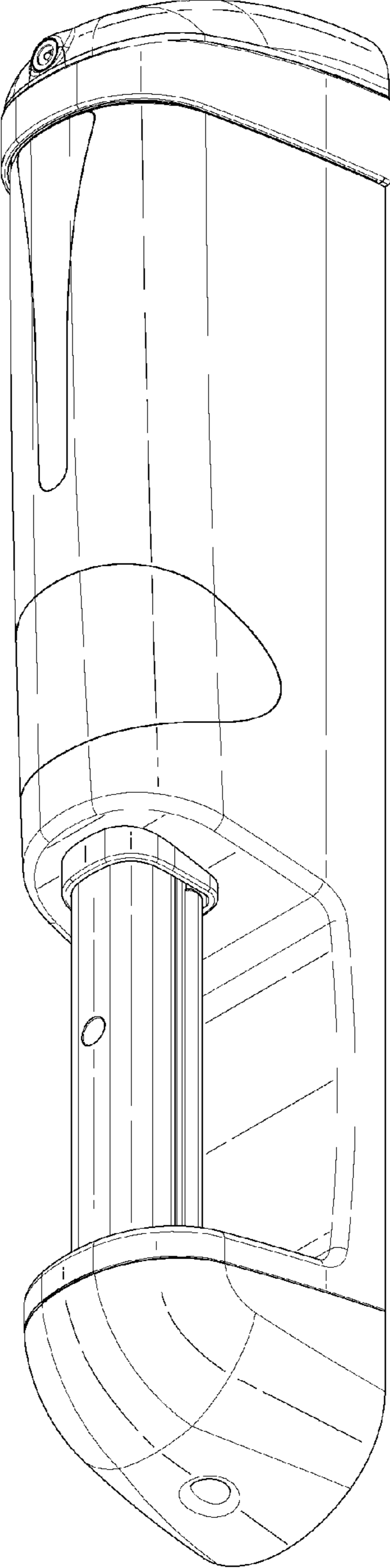


Figure 2

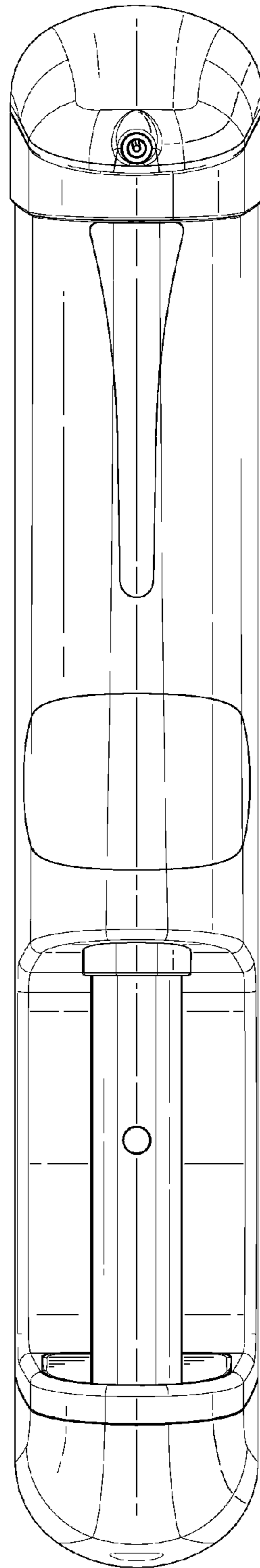


Figure 3

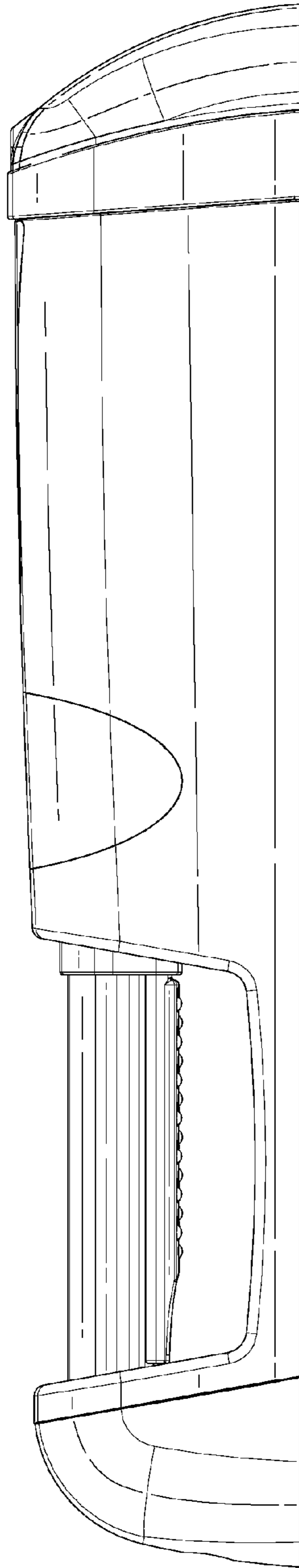


Figure 4

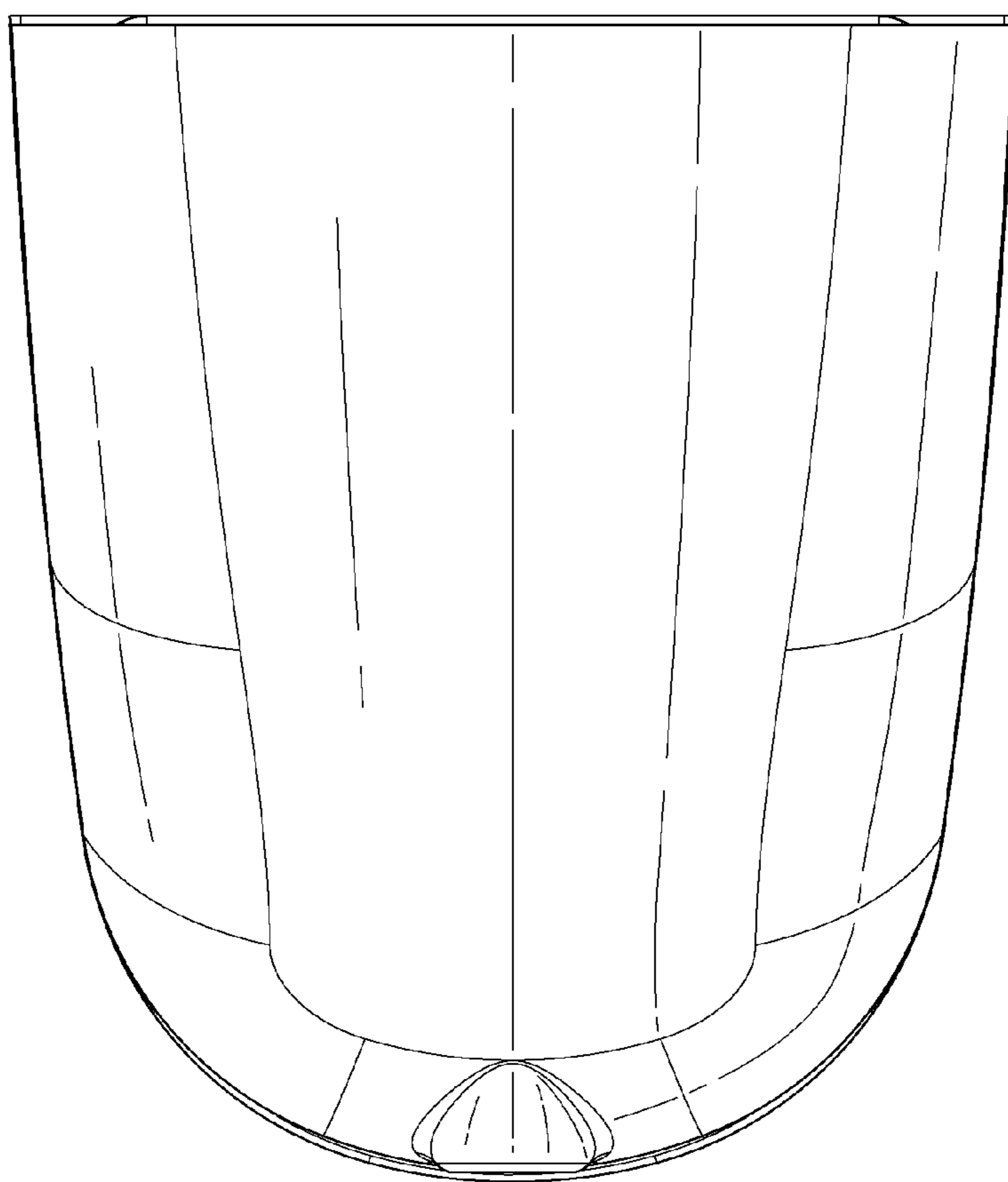


Figure 5

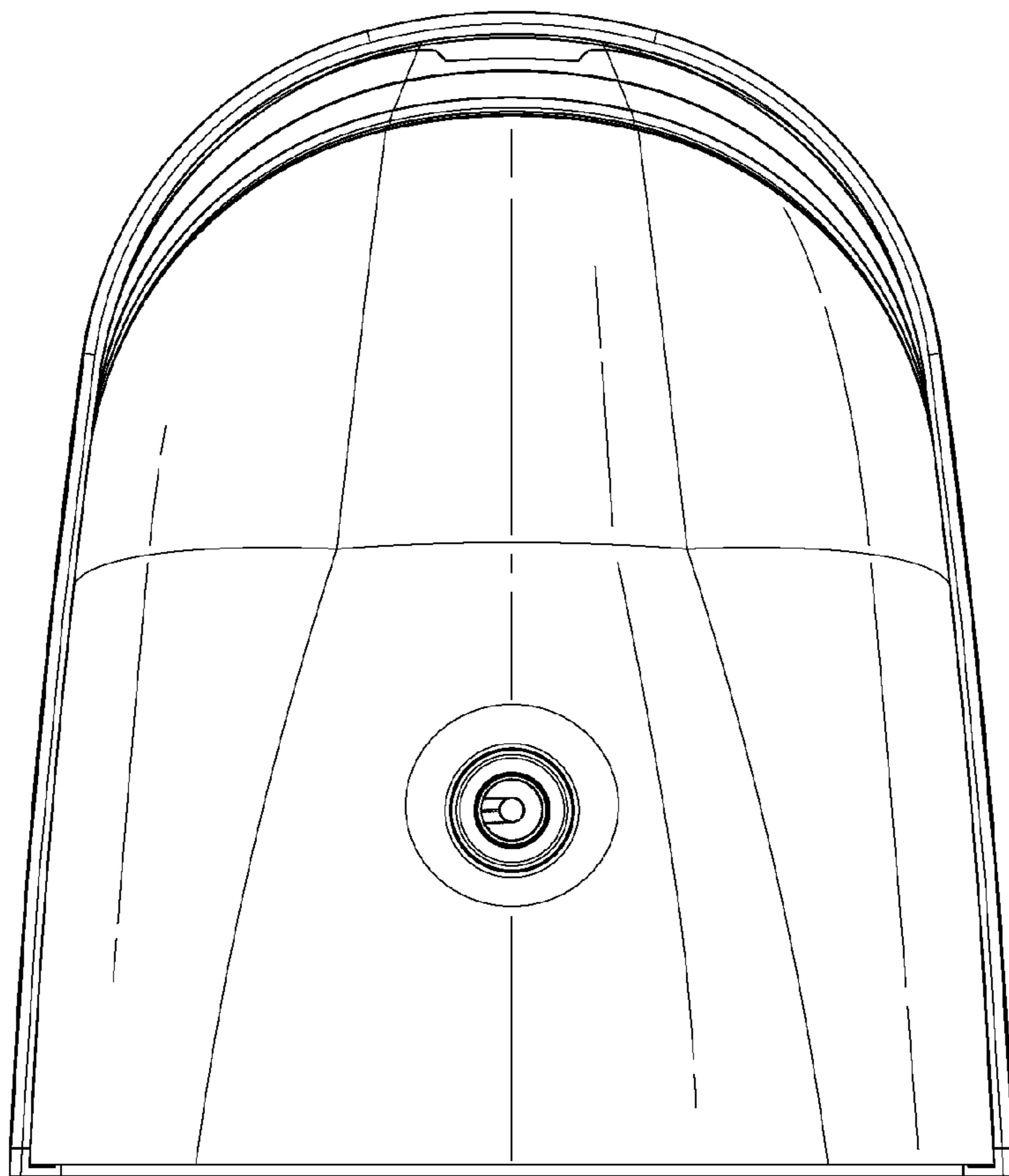


Figure 6