



US00D670546S

(12) **United States Design Patent**
Krus

(10) **Patent No.:** **US D670,546 S**

(45) **Date of Patent:** **** Nov. 13, 2012**

(54) **COMBINATION SCRAPER AND SCOOP**

(75) Inventor: **Matthew Krus**, Seattle, WA (US)

(73) Assignee: **Chef'n Corporation**, Seattle, WA (US)

(**) Term: **14 Years**

(21) Appl. No.: **29/400,725**

(22) Filed: **Aug. 31, 2011**

(51) **LOC (9) Cl.** **07-02**

(52) **U.S. Cl.** **D7/688**

(58) **Field of Classification Search** D7/368,
D7/669, 681, 688, 690, 691, 692; D10/46.2,
D10/46.3; D30/162; D21/472, 532; D32/40,
D32/46; 294/176, 180, 49, 51, 54.5, 7, 8;
73/426-429; 30/324-328; 15/257.1, 257.9
See application file for complete search history.

(56) **References Cited**

U.S. PATENT DOCUMENTS

2,987,749	A *	6/1961	Gortner	15/257.7
D260,722	S *	9/1981	Bateman	D7/691
4,483,560	A *	11/1984	Lordi	294/1.3
D281,107	S *	10/1985	Lordi	D30/162
D282,108	S *	1/1986	Losenno	D28/20
D283,062	S *	3/1986	Lordi	D30/162
D383,267	S *	9/1997	Emmerth	D32/46
D387,957	S *	12/1997	Keller et al.	D7/691

D395,928	S *	7/1998	Freeland	D21/532
6,733,056	B2 *	5/2004	Daniele	294/212
D519,794	S *	5/2006	Roberts	D8/10
D587,538	S *	3/2009	Vendl et al.	D7/688
D599,628	S *	9/2009	Pourounidis et al.	D7/691
D602,214	S *	10/2009	Petersen	D30/162
2003/0230905	A1 *	12/2003	Daniele	294/55

* cited by examiner

Primary Examiner — Elizabeth J Oswecki

(74) *Attorney, Agent, or Firm* — Seed IP Law Group PLLC

(57) **CLAIM**

The ornamental design for a combination scraper and scoop, as shown and described.

DESCRIPTION

FIG. 1 is a front, top perspective view of a combination scraper and scoop showing my new design.

FIG. 2 is a front elevation view thereof.

FIG. 3 is a rear elevation view thereof.

FIG. 4 is a right side elevation view thereof.

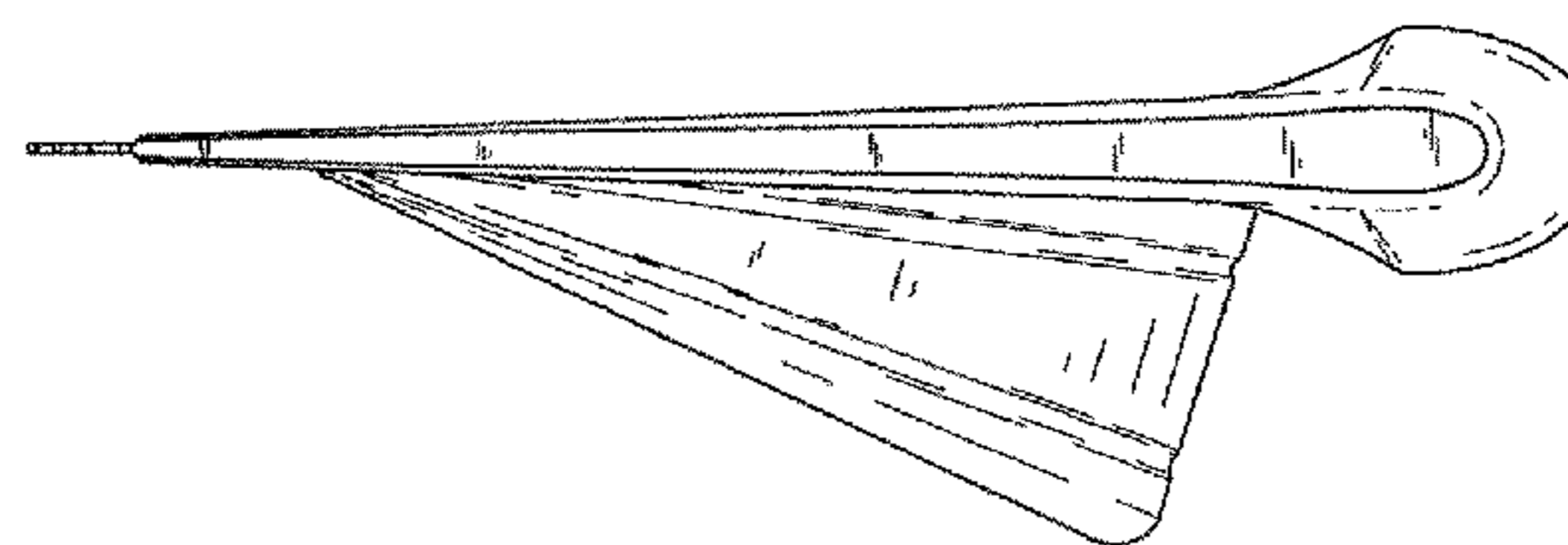

FIG. 5 is a left side elevational view thereof.

FIG. 6 is a top plan view thereof; and,

FIG. 7 is a bottom plan view thereof.

The broken lines shown in the drawings represent portions of the combination scraper and scoop that form no part of the claimed design.

1 Claim, 5 Drawing Sheets






FIG. 1

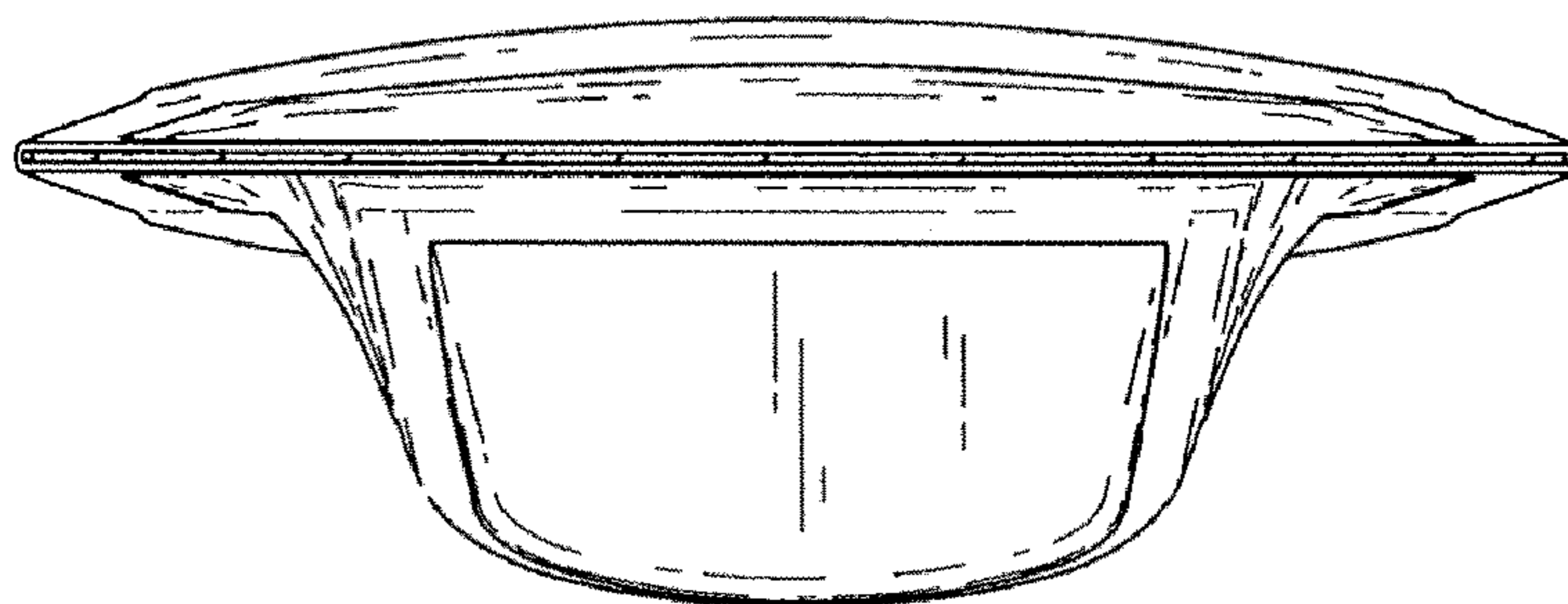


FIG. 2

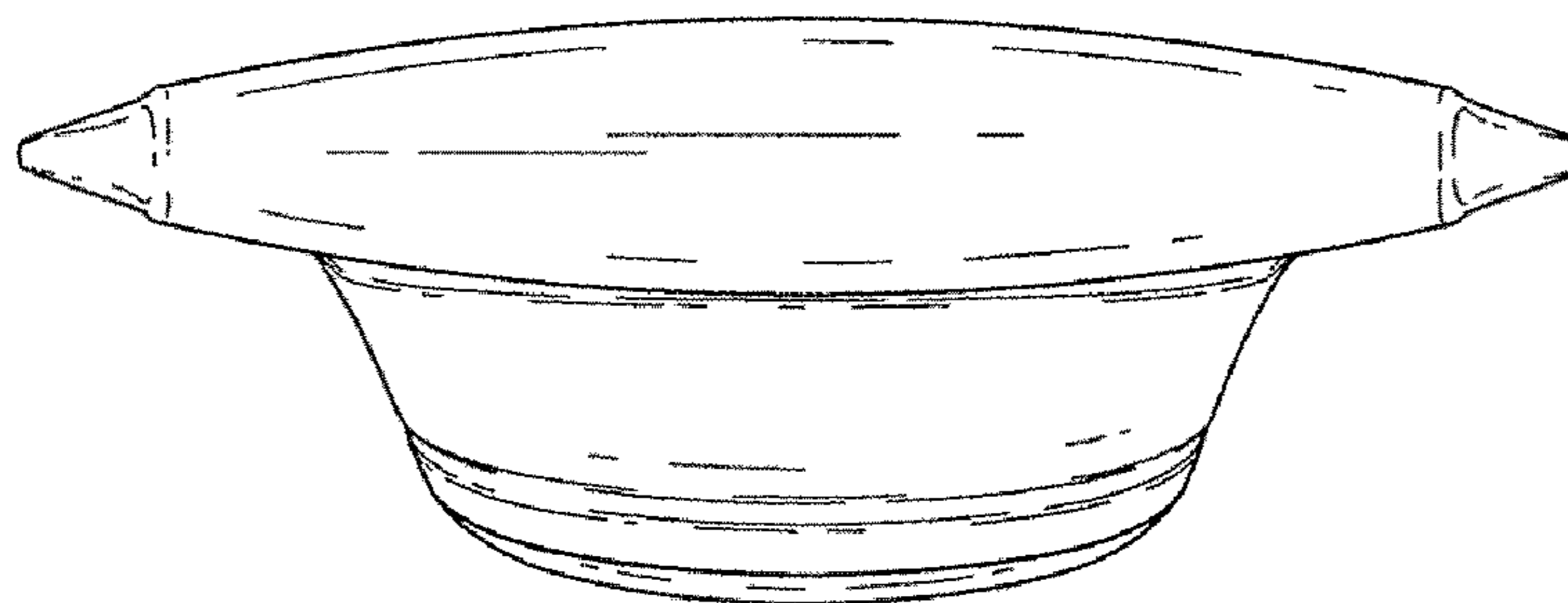


FIG. 3

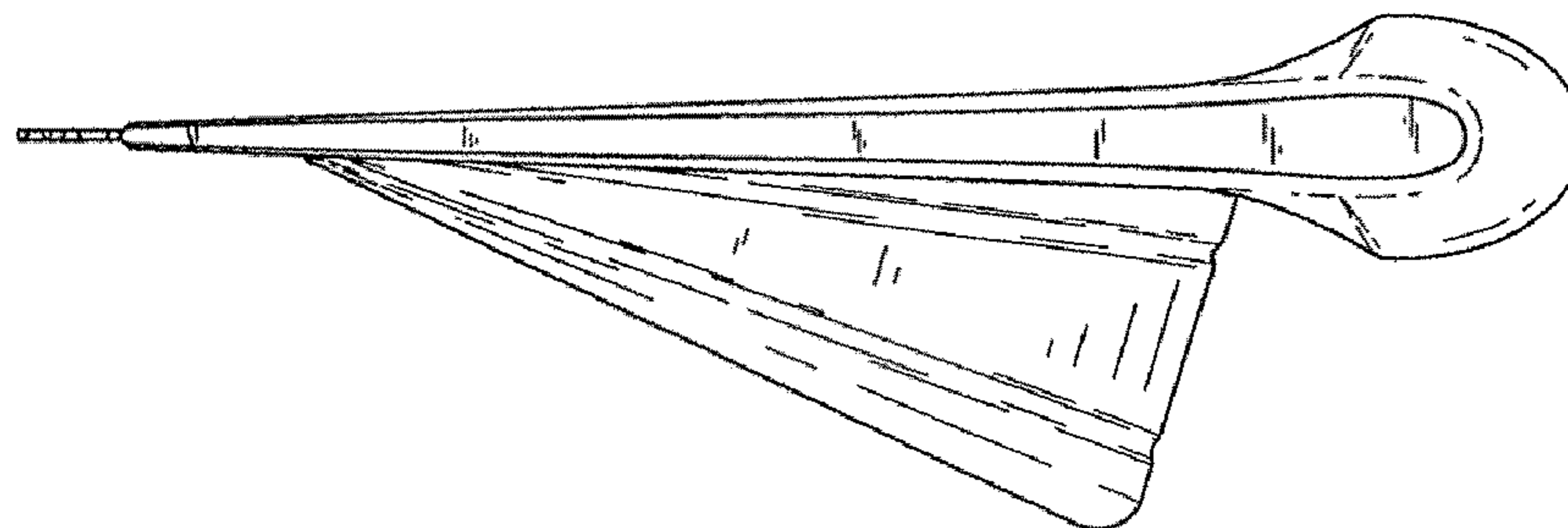


FIG. 4

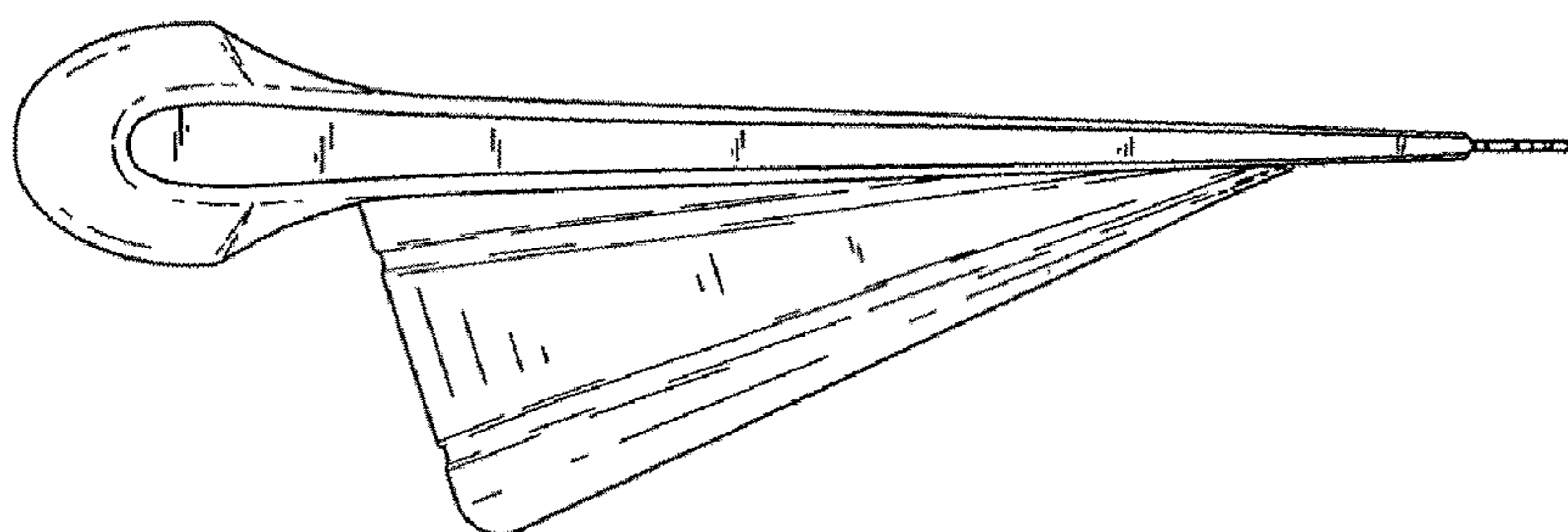


FIG. 5




FIG. 6

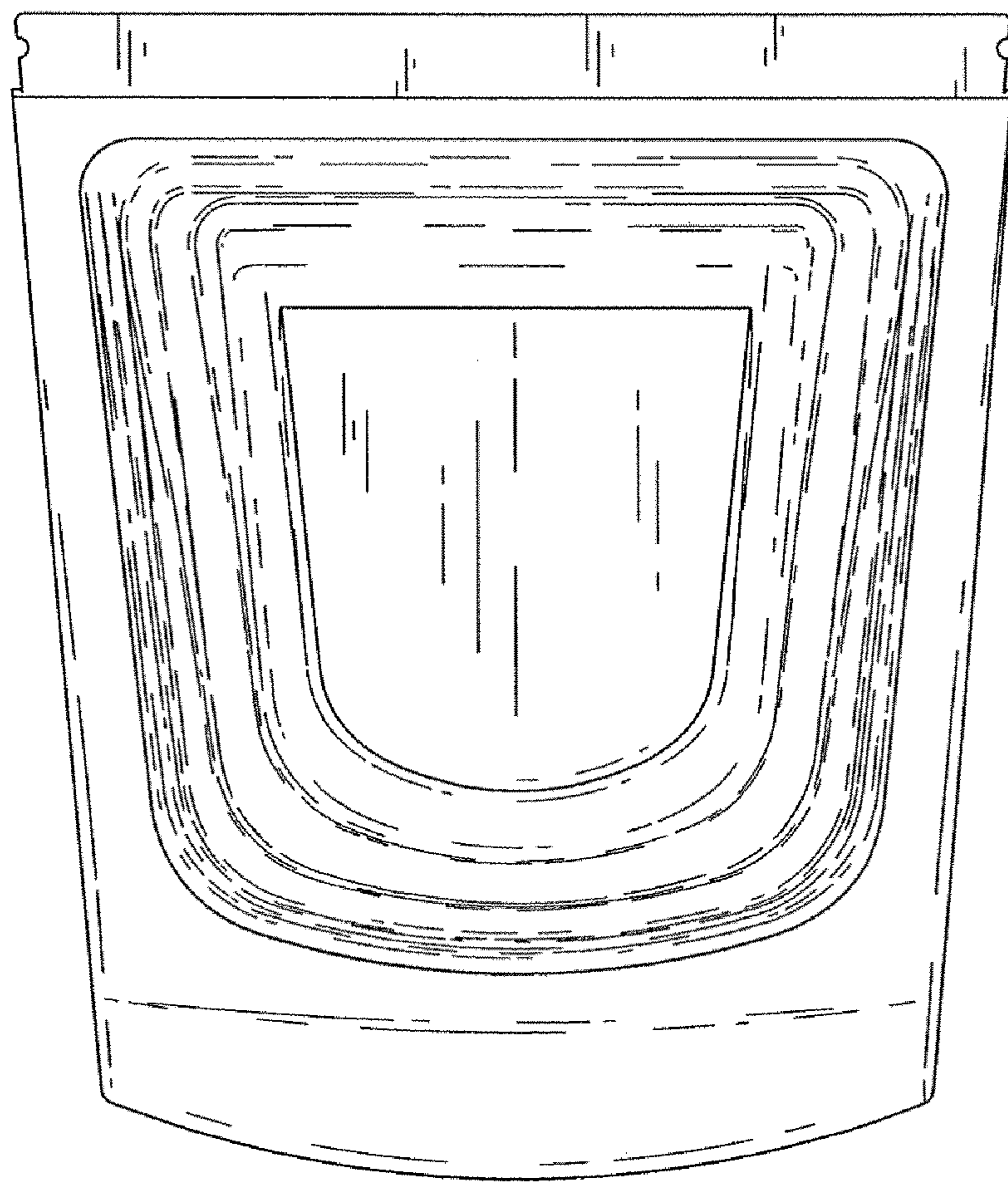


FIG. 7