



US00D670544S

(12) **United States Design Patent**  
**Junker et al.**

(10) **Patent No.:** **US D670,544 S**

(45) **Date of Patent:** **\*\* Nov. 13, 2012**

(54) **GARLIC PRESS WITH REMOVABLE CLEANER**

(75) Inventors: **Lars Junker**, Kowloon (HK); **Oliver Breit**, New Territories (HK)

(73) Assignee: **DKB Household UK Limited**, Farnborough, Hampshire (GB)

(\*\*) Term: **14 Years**

(21) Appl. No.: **29/422,081**

(22) Filed: **May 16, 2012**

(30) **Foreign Application Priority Data**

Nov. 17, 2011 (EM) ..... 001949082-0003

(51) **LOC (9) Cl.** ..... **07-04**

(52) **U.S. Cl.** ..... **D7/666**

(58) **Field of Classification Search** ..... D7/665, D7/666, 680; 99/495, 506-511; 100/99, 100/104, 110, 112, 116, 125, 126, 8, 233, 100/234, 243, 213; 241/95, 169.1, 169.2, 241/273.3, 169

See application file for complete search history.

(56) **References Cited**

**U.S. PATENT DOCUMENTS**

5,165,335 A \* 11/1992 Bianchi ..... 100/112  
D448,979 S \* 10/2001 Huang ..... D7/666  
6,374,502 B1 \* 4/2002 Holcomb et al. .... 30/417  
D499,941 S \* 12/2004 Levien et al. .... D7/666

7,000,535 B2 \* 2/2006 Harrison-Griffin et al. .. 100/126  
7,299,747 B2 \* 11/2007 So ..... 100/234  
2006/0086265 A1 \* 4/2006 Gonzalez ..... 100/234

\* cited by examiner

*Primary Examiner* — Terry Wallace

(74) *Attorney, Agent, or Firm* — Harry K. Ahn; McCarter & English, LLP

(57) **CLAIM**

The ornamental design for a garlic press with removable cleaner, as shown and described herein.

**DESCRIPTION**

FIG. 1 is a top, front and left side perspective view of the garlic press with removable cleaner according to an embodiment of the present invention;

FIG. 2 is a bottom view of the garlic press with removable cleaner of FIG. 1;

FIG. 3 is a top, rear and left side view of the garlic press with removable cleaner of FIG. 1;

FIG. 4 is a rear view of the garlic press with removable cleaner of FIG. 1;

FIG. 5 is a left side view of the garlic press with removable cleaner of FIG. 1;

FIG. 6 is a front view of the garlic press with removable cleaner of FIG. 1;

FIG. 7 is a bottom, front and left side perspective view of the garlic press with removable cleaner of FIG. 1 which shows the removable cleaner attached to the garlic press; and,

FIG. 8 is a top view of the garlic press with removable cleaner of FIG. 1.

The broken lines shown in the drawing views are included for illustrative purposes only and are not intended to limit the claimed design.

**1 Claim, 4 Drawing Sheets**

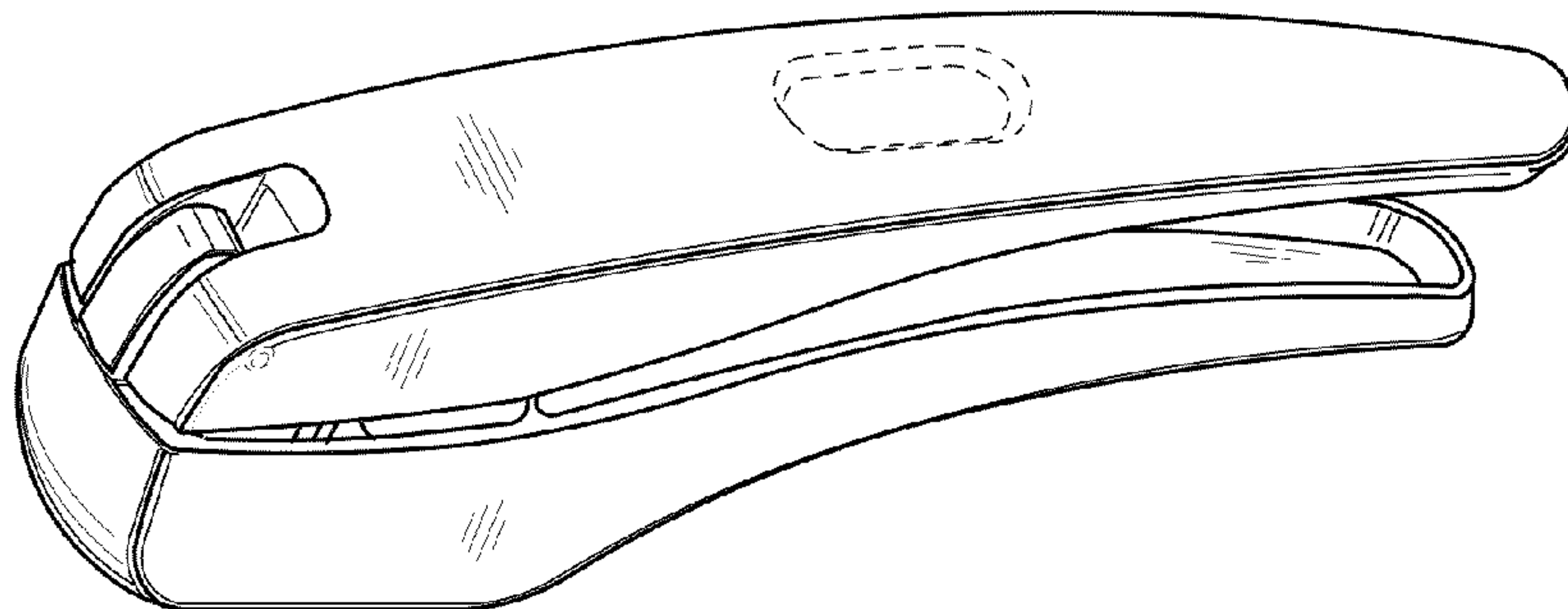


Figure 1

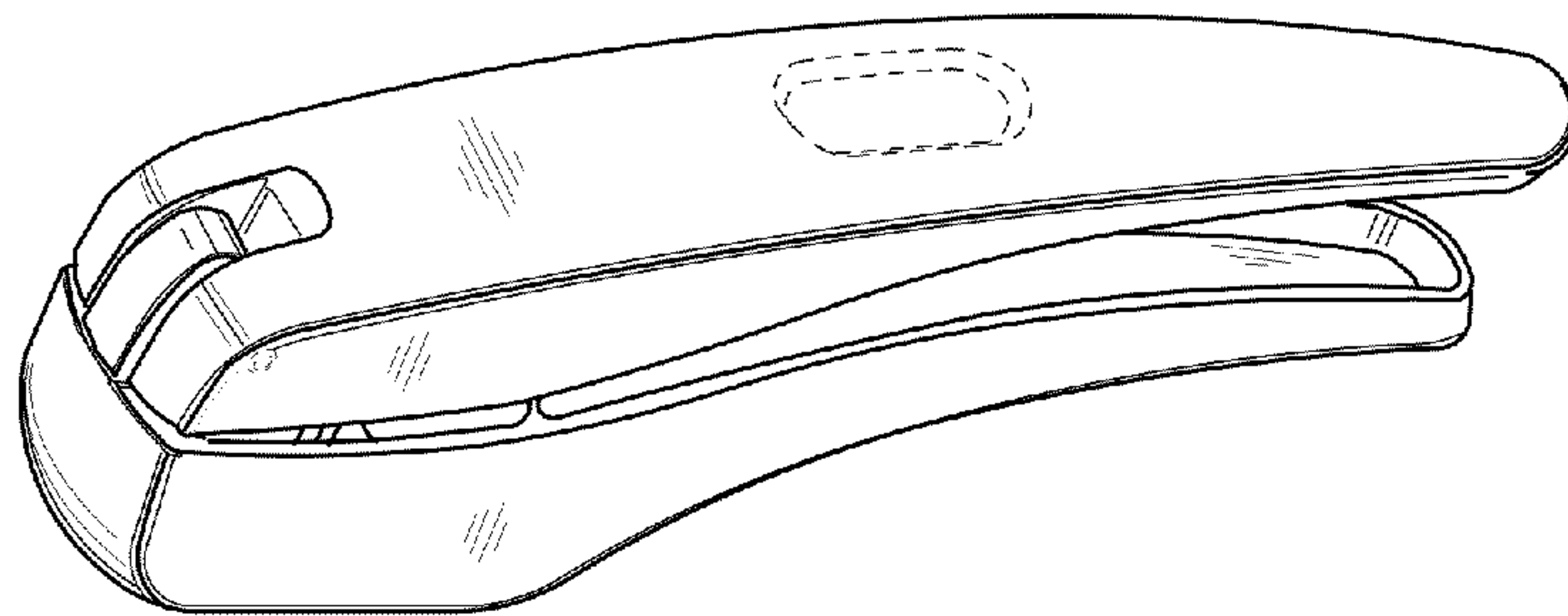


Figure 2




Figure 3

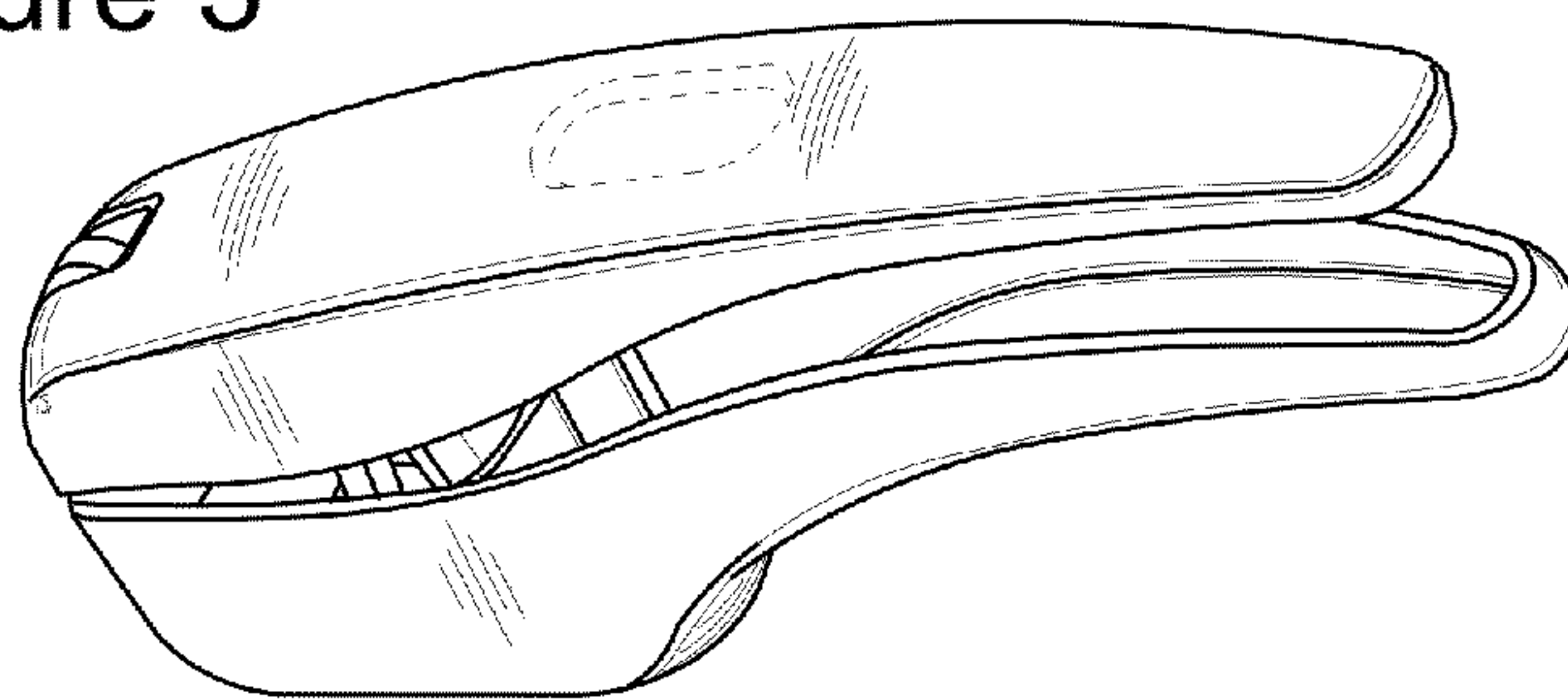


Figure 4

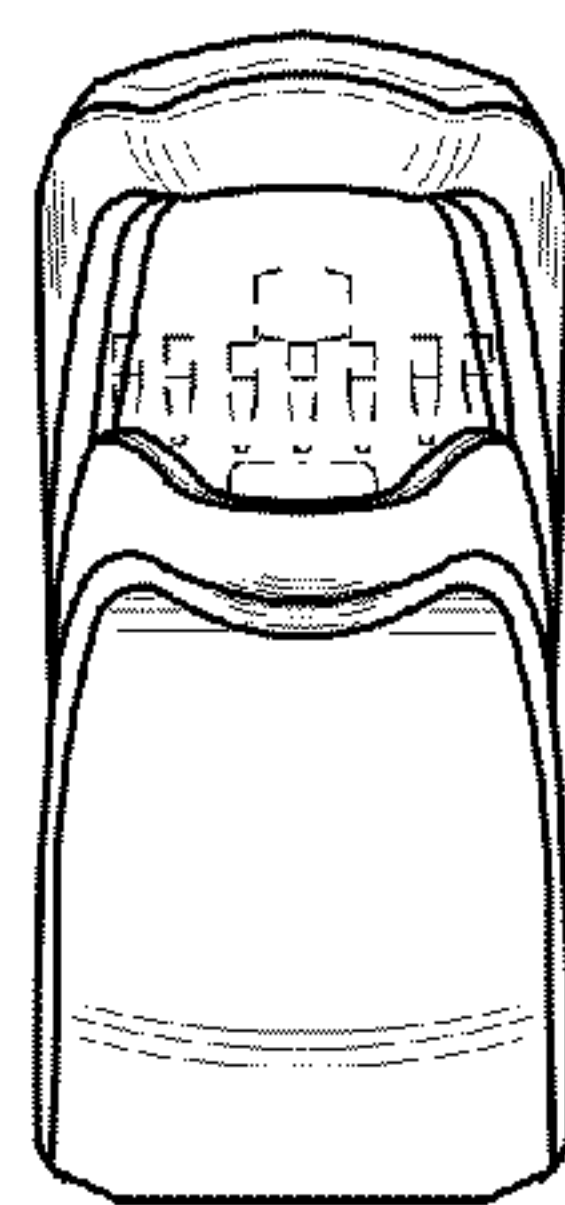


Figure 5

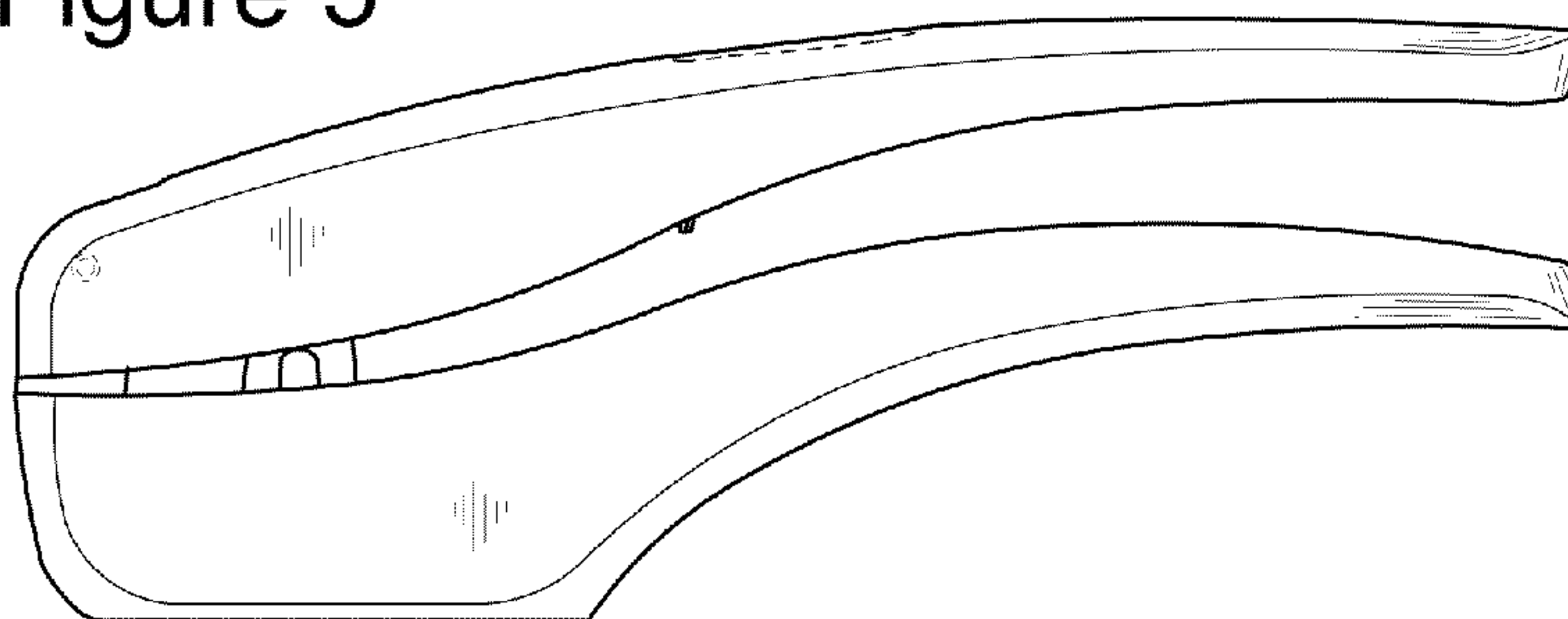


Figure 6




Figure 7

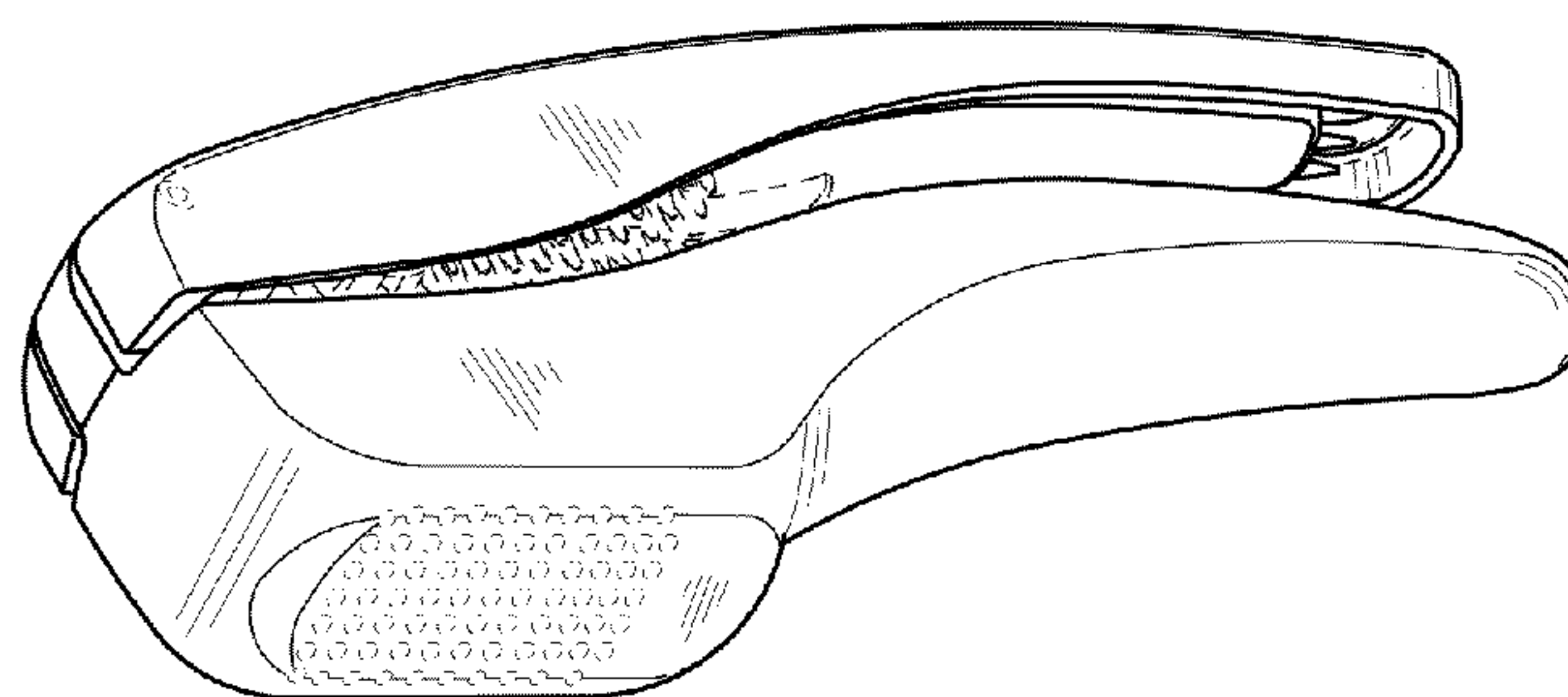


Figure 8

